

# GMC

## MOTORHOME and TRANSMODE PARTS BOOK

### MODELS

ZEO 6081, 6581, 6582

ZEO 6083, 6583, 6584

1973 - 1978

This parts book replaces the previous MotorHome Parts Book 78Z printed in November, 1977

All illustrations and specifications contained in this catalog are based on the latest production information available at the time of publication approval. General Motors Corporation reserves the right to make changes at any time without notice in colors, materials, equipment, specifications and models, and also to discontinue models.

GENERAL MOTORS PARTS DIVISION  
TRUCK PARTS PUBLICATIONS DEPT.  
BELLEVILLE, MICH. 48111

78Z

### GROUP INDEX

Front Axle	1
Brakes	4
Cooling	6
Electrical	7
Engine	8
Frame	11
Fuel	12
Air Suspension	14
Steering	16
Transmission	17
Wheels-Hubs	19
Tools	22
Body	23
Heater and Air Conditioning	26
Furnishings	28
Numerical Index	
Alphabetical Index	

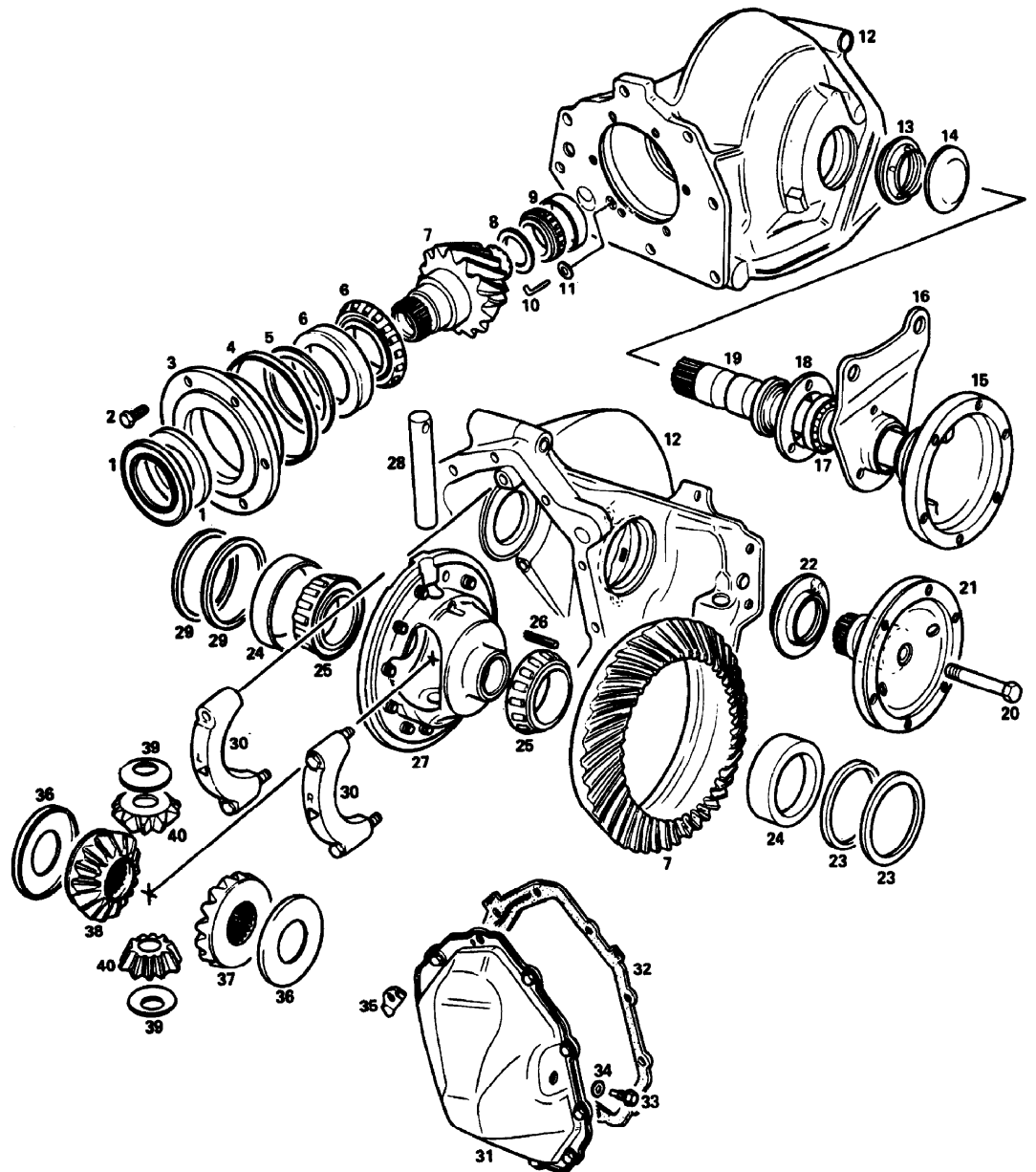
**FRONT AXLE**

---

**LIST OF SUB GROUPS**

<b>Name</b>	<b>Group No.</b>
<b>DRIVE ASSEMBLY — FINAL .....</b>	<b>1.001</b>
<b>KITS — DRIVE AXLE .....</b>	<b>1.004</b>
<b>KIT — FINAL DRIVE .....</b>	<b>1.002</b>
<b>MOUNTING — FINAL DRIVE .....</b>	<b>1.006</b>
<b>SHAFT — FRONT AXLE DRIVE .....</b>	<b>1.003</b>
<b>SUSPENSION — FRONT .....</b>	<b>1.010</b>

# FRONT AXLE



1.001 DRIVE - FINAL

1P-11

## FRONT AXLE

KEY	230	260	PART NUMBER
-----	-----	-----	-------------

### 1.001 DRIVE — FINAL

—	1	1	<b>230781</b>	DRIVE ASSY.—final w/3.07: 1 ratio (complete)
1	1	1	<b>1371622</b>	SEAL ASSY.—oil, drive pinion rear
2	1	1	—	BOLT—drive gear bearing retainer (3/8—16 x 7/8) (procure locally)
3	1	1	<b>397465</b>	RETAINER—bearing, drive gear
4	1	1	<b>1373511</b>	SEAL—oil, pinion bearing retainer
5	AR	AR	—	REAR SHIM—see chart 1.001A
6	1	1	<b>7451675</b>	BEARING ASSY.—rear, drive pinion (New Departure Hyatt Bearings # LM806349C/LM806310) (repl. 9424311)
7	1	1	<b>398650</b>	GEAR ASSY.—drive, incl. pinion (SOA)
8	AR	AR	—	FRONT SHIM—see chart 1.001B
9	1	1	<b>7451728</b>	BEARING ASSY.—front, drive pinion (457050 & 457051) (ref. only) (incl. next (2) items)
9	1	1	<b>457051</b>	CUP—front, drive pinion (repl. 7451726)
9	1	1	<b>457050</b>	CONE—front, drive pinion (repl. 7451727)
10	1	1	<b>1375164</b>	PIN—vent, differential housing
11	1	1	<b>1375165</b>	SEAL—oil vent
12	1	1	<b>402905</b>	HOUSING ASSY.—final drive, incl. bearing caps
13	1	1	<b>397470</b>	SHIELD—oil, differential bearing RH
14	1	1	NS	COVER—hole (for shipping purpose only)
15	1	1	<b>403708</b>	SHAFT ASSY.—output, differential RH
16	1	1	<b>397478</b>	SUPPORT—output shaft RH
17	1	1	<b>907677</b>	BEARING—output shaft RH (New Departure Hyatt Bearings # RW508B SYIBC)
18	1	1	<b>397474</b>	RETAINER—bearing output shaft RH
19	1	1	<b>397479</b>	SLINGER—grease, output shaft RH
20	1	1	—	BOLT—hex, output shaft LH (3/8—16 x 3 1/2) (procure locally)
21	1	1	<b>397473</b>	SHAFT—output, differential LH
22	1	1	<b>404400</b>	SEAL ASSY.—oil, differential bearing output LH
23	AR	AR	—	SIDE SHIM—see chart 1.001C
24	2	2	<b>142223</b>	CUP—bearing, side differential
25	2	2	<b>7451693</b>	BEARING—side differential (repl. 9422481)
26	1	1	<b>455313</b>	PIN—lock, pinion shaft
27	1	1	<b>397436</b>	CASE—differential
28	1	1	<b>393131</b>	SHAFT—pinion, differential (repl. 401028)
29	2	2	<b>407109</b>	SPACER—inner shim differential .140
30	2	2	NS	CAP—bearing (part of 402905 housing)
31	1	1	<b>231288</b>	KIT—housing cover (incl. cover gasket & shield)
32	1	1	<b>231285</b>	SHIELD KIT—housing cover (SOA) (repl. 409729)
33	1	1	<b>1480294</b>	PLUG—oil filler, differential
34	1	1	<b>1377448</b>	GASKET—oil filler plug
35	1	1	<b>407086</b>	SHIELD—vent, housing cover
36	2	2	<b>397770</b>	WASHER—thrust, differential side gear
37	1	1	<b>397772</b>	GEAR—side differential LH
38	1	1	<b>397752</b>	GEAR—side differential RH
39	2	2	<b>393129</b>	WASHER—thrust, differential pinion
40	2	2	<b>393130</b>	GEAR—pinion, differential

### 1.001A CHART — REAR SHIM

—	AR	AR	<b>1380905</b>	SHIM—rear bearing, drive pinion .043"
—	AR	AR	<b>1373361</b>	SHIM—rear bearing, drive pinion .044"
—	AR	AR	<b>1380906</b>	SHIM—rear bearing, drive pinion .045"
—	AR	AR	<b>1373362</b>	SHIM—rear bearing, drive pinion .046"
—	AR	AR	<b>1380907</b>	SHIM—rear bearing, drive pinion .047"
—	AR	AR	<b>1373363</b>	SHIM—rear bearing, drive pinion .048"
—	AR	AR	<b>1380908</b>	SHIM—rear bearing, drive pinion .049"
—	AR	AR	<b>1373364</b>	SHIM—rear bearing, drive pinion .050"
—	AR	AR	<b>1380909</b>	SHIM—rear bearing, drive pinion .051"
—	AR	AR	<b>1373365</b>	SHIM—rear bearing, drive pinion .052"
—	AR	AR	<b>1380910</b>	SHIM—rear bearing, drive pinion .053"
—	AR	AR	<b>1373366</b>	SHIM—rear bearing, drive pinion .054"
—	AR	AR	<b>1380911</b>	SHIM—rear bearing, drive pinion .055"
—	AR	AR	<b>1373367</b>	SHIM—rear bearing, drive pinion .056"
—	AR	AR	<b>1380912</b>	SHIM—rear bearing, drive pinion .057"
—	AR	AR	<b>1373368</b>	SHIM—rear bearing, drive pinion .058"
—	AR	AR	<b>1380913</b>	SHIM—rear bearing, drive pinion .059"
—	AR	AR	<b>1373369</b>	SHIM—rear bearing, drive pinion .060"



# FRONT AXLE

KEY	230	260	PART NUMBER
-----	-----	-----	-------------

## 1.001A CHART — REAR SHIM (Cont.)

—	AR	AR	<b>1380914</b>	SHIM—rear bearing, drive pinion .061"
—	AR	AR	<b>1373370</b>	SHIM—rear bearing, drive pinion .062"
—	AR	AR	<b>1380915</b>	SHIM—rear bearing, drive pinion .063"
—	AR	AR	<b>1373371</b>	SHIM—rear bearing, drive pinion .064"
—	AR	AR	<b>1380916</b>	SHIM—rear bearing, drive pinion .065"
—	AR	AR	<b>1373372</b>	SHIM—rear bearing, drive pinion .066"
—	AR	AR	<b>1380917</b>	SHIM—rear bearing, drive pinion .067"
—	AR	AR	<b>1373373</b>	SHIM—rear bearing, drive pinion .068"
—	AR	AR	<b>1380918</b>	SHIM—rear bearing, drive pinion .069"
—	AR	AR	<b>1373374</b>	SHIM—rear bearing, drive pinion .070"
—	AR	AR	<b>1380919</b>	SHIM—rear bearing, drive pinion .071"

## 1.001B CHART — FRONT SHIM

—	AR	AR	<b>401853</b>	SHIM—front bearing, drive pinion .034"
—	AR	AR	<b>401854</b>	SHIM—front bearing, drive pinion .036"
—	AR	AR	<b>401855</b>	SHIM—front bearing, drive pinion .038"
—	AR	AR	<b>1373552</b>	SHIM—front bearing, drive pinion .040"
—	AR	AR	<b>1373553</b>	SHIM—front bearing, drive pinion .042"
—	AR	AR	<b>1373554</b>	SHIM—front bearing, drive pinion .044"
—	AR	AR	<b>1373555</b>	SHIM—front bearing, drive pinion .046"
—	AR	AR	<b>1373556</b>	SHIM—front bearing, drive pinion .048"
—	AR	AR	<b>1373557</b>	SHIM—front bearing, drive pinion .050"
—	AR	AR	<b>1373558</b>	SHIM—front bearing, drive pinion .052"
—	AR	AR	<b>1373559</b>	SHIM—front bearing, drive pinion .054"
—	AR	AR	<b>1373560</b>	SHIM—front bearing, drive pinion .056"
—	AR	AR	<b>1373561</b>	SHIM—front bearing, drive pinion .058"
—	AR	AR	<b>1373562</b>	SHIM—front bearing, drive pinion .060"
—	AR	AR	<b>1373563</b>	SHIM—front bearing, drive pinion .062"
—	AR	AR	<b>1373564</b>	SHIM—front bearing, drive pinion .064"
—	AR	AR	<b>1373565</b>	SHIM—front bearing, drive pinion .066"
—	AR	AR	<b>1373566</b>	SHIM—front bearing, drive pinion .068"
—	AR	AR	<b>1373567</b>	SHIM—front bearing, drive pinion .070"

## 1.001C CHART — SIDE SHIM

—	AR	AR	<b>397457</b>	SHIM—inner, diff. side bearing .038"
—	AR	AR	<b>397458</b>	SHIM—inner, diff. side bearing .040"
—	AR	AR	<b>397459</b>	SHIM—inner, diff. side bearing .042"
—	AR	AR	<b>397441</b>	SHIM—inner, diff. side bearing .044"
—	AR	AR	<b>397442</b>	SHIM—inner, diff. side bearing .046"
—	AR	AR	<b>397443</b>	SHIM—inner, diff. side bearing .048"
—	AR	AR	<b>397444</b>	SHIM—inner, diff. side bearing .050"
—	AR	AR	<b>397445</b>	SHIM—inner, diff. side bearing .052"
—	AR	AR	<b>397446</b>	SHIM—inner, diff. side bearing .054"
—	AR	AR	<b>397447</b>	SHIM—inner, diff. side bearing .056"
—	AR	AR	<b>397448</b>	SHIM—inner, diff. side bearing .058"
—	AR	AR	<b>397449</b>	SHIM—inner, diff. side bearing .060"
—	AR	AR	<b>397450</b>	SHIM—inner, diff. side bearing .062"
—	AR	AR	<b>397451</b>	SHIM—inner, diff. side bearing .064"
—	AR	AR	<b>397452</b>	SHIM—inner, diff. side bearing .066"
—	AR	AR	<b>397453</b>	SHIM—inner, diff. side bearing .068"
—	AR	AR	<b>397454</b>	SHIM—inner, diff. side bearing .070"
—	AR	AR	<b>397455</b>	SHIM—inner, diff. side bearing .072"
—	AR	AR	<b>397456</b>	SHIM—inner, diff. side bearing .074"

## 1.002 KIT — FINAL DRIVE SERVICE

—	1	1	<b>230380</b>	KIT—drive gear & Pinion (incl. next 3 items)
—	1	1	<b>398650</b>	GEAR—drive, incl. pinion 3.07:1 ratio (see item 7 of 1.001 illustration)
—	12	12	<b>413975</b>	BOLT—drive gear
—	2	2	<b>1052271</b>	LUBRICATION (repl. 1050081, 1051022)
—	1	1	<b>231285</b>	KIT—cover gasket & shield (incl. next 3 items)
—	1	1	<b>NS</b>	GASKET—cover (see item 32 of 1.001 illustration) (ref. 409729) (part of 231285 kit)

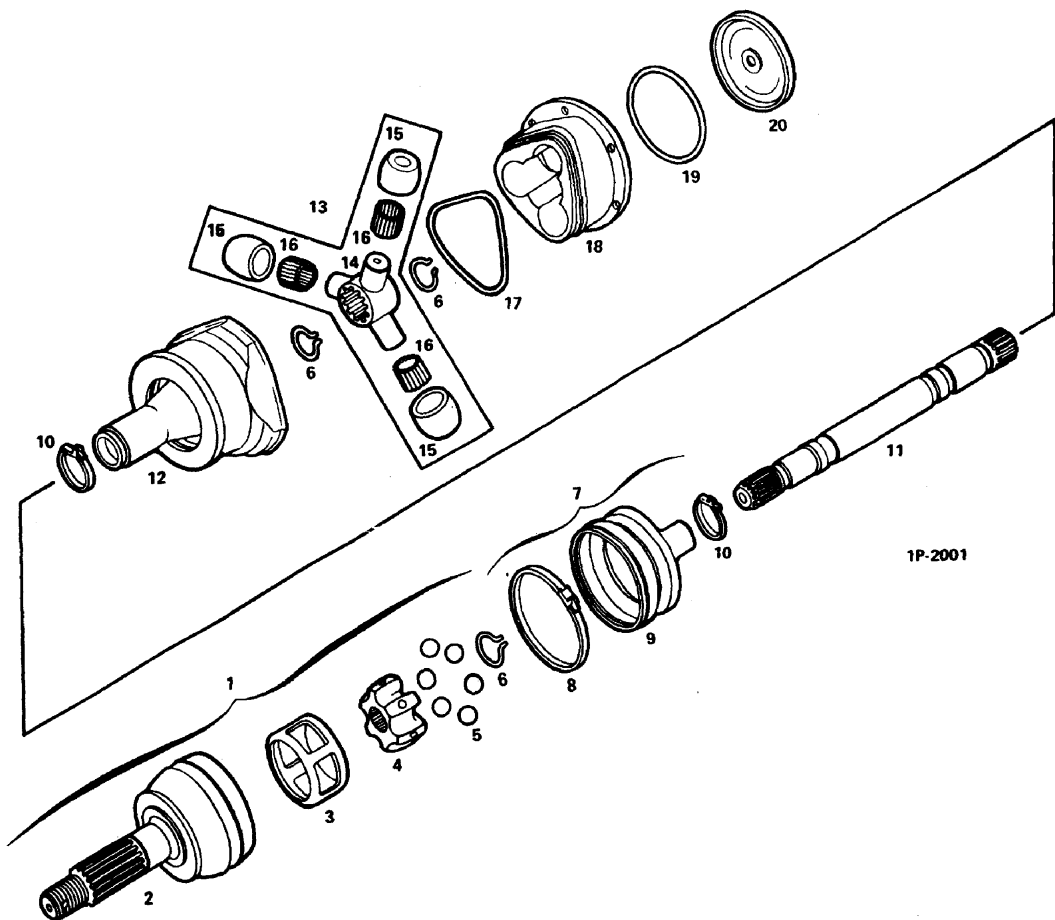
**FRONT AXLE**

KEY      230      260      PART NUMBER

**1.002 KIT — FINAL DRIVE SERVICE (Cont.)**

-	1	1	<b>407086</b>	SHIELD—vent (see item 35 of 1.001 illustration)
-	1	1	<b>NS</b>	SHEET—instruction (part of 231285 kit)
-	1	1	<b>231058</b>	KIT—gasket & seal (incl. next 7 items)
-	1	1	<b>1377448</b>	GASKET—drain plug (see item 34 of 1.001 illustration)
-	1	1	<b>409729</b>	GASKET—housing to cover (see item 32 of 1.001 illustration)
-	1	1	<b>1373511</b>	SEAL—oil, bearing housing (see item 4 of 1.001 illustration)
-	1	1	<b>397470</b>	SEAL—oil, RH, differential bearing (see item 13 of 1.001 illustration)
-	1	1	<b>404400</b>	SEAL—oil, LH, differential bearing (see item 22 of 1.001 illustration)
-	2	2	<b>1371622</b>	SEAL—oil, rear pinion bearing (see item 1 of 1.001 illustration)
-	1	1	<b>1375165</b>	SEAL—oil vent (see item 11 of 1.001 illustration)
-	1	1	<b>231288</b>	KIT—housing cover (incl. next 2 items) (see item 31 of 1.001 illustration)
-	1	1	<b>231285</b>	SHIELD KIT—cover (see item 32 of 1.001 illustration (SOA) (repl. 409729)
-	1	1	<b>407086</b>	SHIELD—cover (see item 35 of 1.001 illustration)
-	1	1	<b>230379</b>	KIT—side gear & pinion (incl. next 7 items)
-	2	2	<b>393130</b>	GEAR—pinion
-	1	1	<b>397752</b>	GEAR—side, RH
-	1	1	<b>397772</b>	GEAR—side, LH
-	1	1	<b>393131</b>	SHAFT—pinion (repl. 401028)
-	2	2	<b>393129</b>	WASHER—thrust, pinion (.932 I.D. x 2.00 O.D.)
-	2	2	<b>397770</b>	WASHER—thrust, side gear (1.730 I.D. x 3.540 O.D.)
-	1	1	<b>NS</b>	PIN—lock, pinion shaft (see item 26 of 1.001 illustration) (part of 230379 kit)

# FRONT AXLE



KEY	230	280	PART NUMBER
-----	-----	-----	-------------

## 1.003 SHAFT — FRONT AXLE DRIVE

—	2	2	<b>7815414</b>	SHAFT ASSY.—front axle drive (RH or LH)
1	2	2	<b>7808580</b>	JOINT SERVICE KIT—drive shaft (see grp. 1.004)
2	2	2	<b>NS</b>	RACE—outer (ref. 7805321)
3	2	2	<b>NS</b>	CAGE—drive axle (ref. 7805320)
4	2	2	<b>NS</b>	RACE—inner (ref. 5695005)
5	12	12	<b>NS</b>	BALL—carbon steel (ref. 5695003)
6	6	6	<b>5694379</b>	RING—retainer
7	2	2	<b>7800666</b>	KIT—seal, outer, board (incl. next (4) items)
8	2	2	<b>7800851</b>	CLAMP—seal(outer board)
9	2	2	<b>NS</b>	SEAL—outer board (ref. 7805324) (part of 7800666)
10	4	4	<b>7800852</b>	CLAMP—seal
—	1	1	<b>7805942</b>	KIT—service, grease
11	2	2	<b>7815413</b>	SHAFT—drive axle
12	2	2	<b>7802092</b>	SEAL ASSY.—drive axle (kit)
13	2	2	<b>5698263</b>	KIT—u-joint spider (incl. next (5) items)
14	2	2	<b>NS</b>	SPIDER—u-joint (part of 5698263 kit)
15	6	6	<b>NS</b>	BALL—u-joint (part of 5698263 kit)
16	31	31	<b>NS</b>	NEEDLE—bearing-u-joint (part of 5698263 kit)
—	1	1	<b>NS</b>	SPIDER ASSY.—u-joint (part of 5698263 kit)
—	1	1	<b>7805942</b>	KIT—service, grease

# FRONT AXLE

KEY      230      260      PART NUMBER

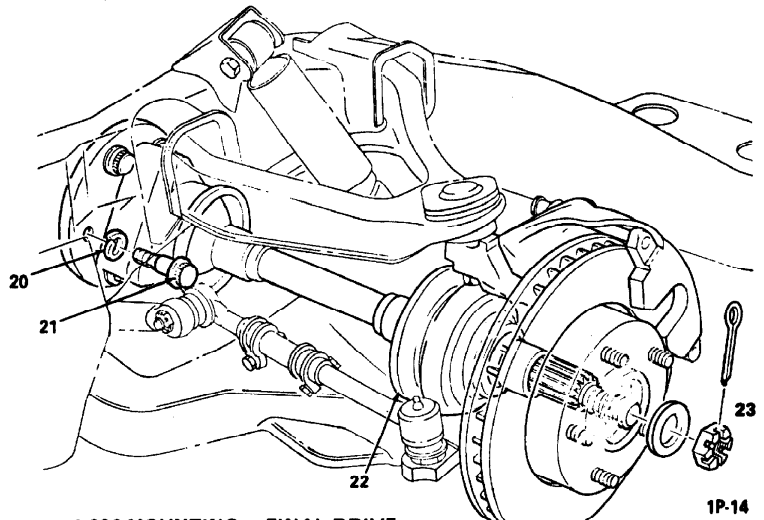
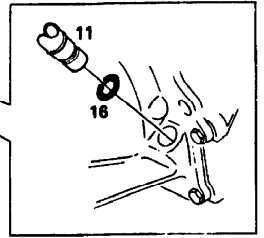
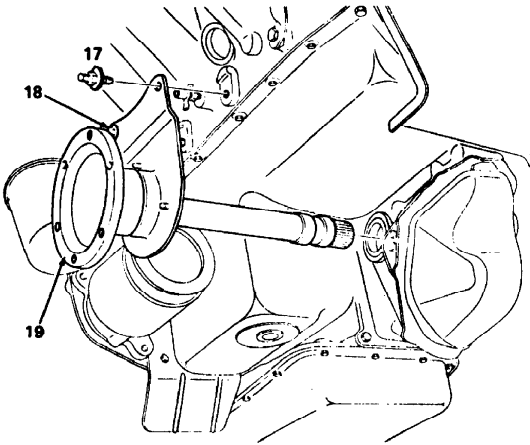
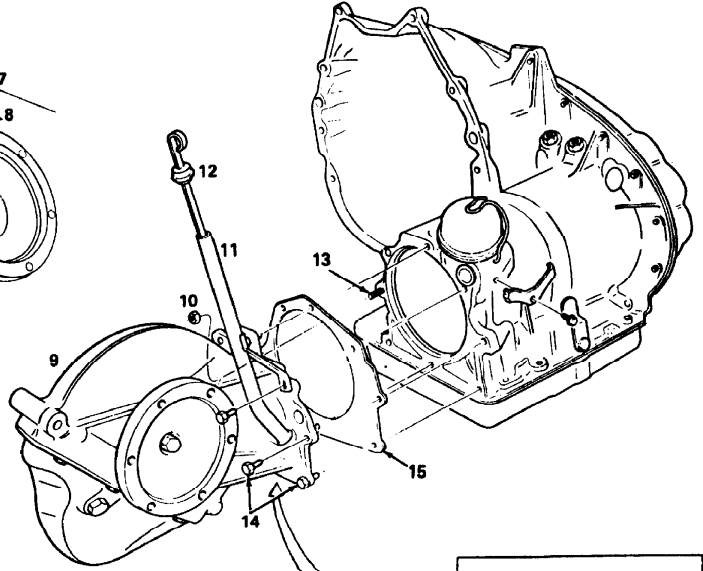
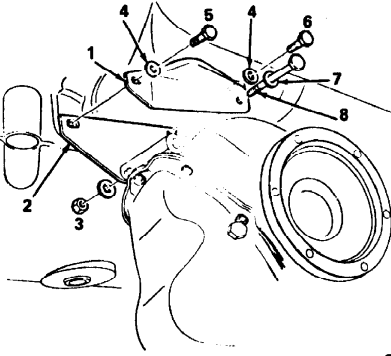
## 1.003 SHAFT — FRONT AXLE DRIVE (Cont.)

17	2	2	<b>7801800</b>	SEAL—"O" ring
18	2	2	<b>NS</b>	HOUSING—u-joint (ref. 7804389)
19	2	2	<b>7801799</b>	SEAL—"O" ring
20	2	2	<b>7806647</b>	CUP—retainer
—	2	2	<b>389791</b>	NUT—hub, (race) (1-20 unef-2B thd. plain) (see grp. 1.006)

## 1.004 KITS — DRIVE AXLE SERVICE

—	2	2	<b>7804386</b>	KIT—housing, drive axle (incl. next 6 items)
—	2	2	<b>NS</b>	HOUSING—universal joint (see 1.003 illustration) (ref. 7804389) (part of 7804386 kit)
—	2	2	<b>7805942</b>	KIT—service, grease
—	2	2	<b>7801799</b>	SEAL—"O" ring (see 1.003 illustration)
—	2	2	<b>7801800</b>	SEAL—"O" ring
—	2	2	<b>NS</b>	SHEET—instruction (part of 7804386 kit)
—	1	1	<b>NS</b>	CUP—retaining (part of 7804386 kit)
—	2	2	<b>7808580</b>	KIT—joint, drive axle (incl. next 10 items)
—	2	2	<b>NS</b>	JOINT ASSY.—drive axle (part of 7808580 kit)
—	2	2	<b>401026</b>	SEAL ASSY.—knuckle
—	2	2	<b>NS</b>	SEAL ASSY.—inner, knuckle (ref. 403193) (part of 7808580 kit)
—	2	2	<b>7805942</b>	KIT—grease
—	12	12	<b>NS</b>	BALL—carbon steel (see 1.003 illustration) (ref. 5695003) (part of 7808580 kit)
—	2	2	<b>NS</b>	CAGE—drive axle (see 1.003 illustration) (ref. 7805320) (part of 7808580 kit)
—	2	2	<b>NS</b>	RACE—inner, drive axle (see 1.003 illustration) (ref. 5695005) (part of 7808580 kit)
—	2	2	<b>NS</b>	RACE—outer, drive axle (see 1.003 illustration) (ref. 7805321) (part of 7808580 kit)
—	6	6	<b>5694379</b>	RING—retaining (see 1.003 illustration)
—	1	1	<b>NS</b>	SHEET—seal replacement instruction (part of 7808580 kit)
—	2	2	<b>7802092</b>	KIT—seal, drive axle inboard (incl. next 10 items)
—	2	2	<b>NS</b>	SEAL ASSY.—drive axle (see 1.003 illustration) (ref. 7806493) (part of 7802092 kit)
—	2	2	<b>7800852</b>	CLAMP ASSY.—seal, drive axle (SOA)
—	2	2	<b>NS</b>	ADAPTER—inboard seal (ref. 7806491) (part of 7802092 kit)
—	2	2	<b>7805942</b>	KIT—grease
—	2	2	<b>NS</b>	RETAINER—inboard seal (ref. 7806492) (part of 7802092 kit)
—	2	2	<b>NS</b>	SEAL—drive axle (inboard) (ref. 7806494) (part of 7802092 kit)
—	2	2	<b>NS</b>	SEAL—"O" ring (ref. 5699418) (part of 7802092)
—	2	2	<b>7801800</b>	SEAL—"O" ring
—	1	1	<b>NS</b>	SHEET—"O"-ring instruction (part of 7802092 kit)
—	1	1	<b>NS</b>	SHEET—venting instruction (part of 7802092 kit)
—	2	2	<b>7800666</b>	KIT—seal, drive axle outboard (incl. next 4 items) (see 1.003 illustration)
—	2	2	<b>7800851</b>	CLAMP ASSY.—seal, outboard (see 1.003 illustration)
—	2	2	<b>7800852</b>	CLAMP ASSY.—seal, shaft (see 1.003 illustration)
—	2	2	<b>7805942</b>	KIT—grease
—	2	2	<b>NS</b>	SEAL—outboard (see 1.003 illustration) (ref. 7805324) (part of 7800666)
—	2	2	<b>5698263</b>	KIT—spider, drive axle (incl. next 5 items) (see 1.003 illustration)
—	2	2	<b>NS</b>	SPIDER ASSY.—drive axle (see 1.003 illustration) (ref. 7806955) (part of 5698263 kit)
—	6	6	<b>NS</b>	BALL—universal joint (see 1.003 illustration) (ref. 5698262) (part of 5698263 kit)
—	2	2	<b>7805942</b>	KIT—grease
—	31	31	<b>NS</b>	NEEDLE—bearing, universal joint (see 1.003 illustration) (ref. 7810572) (part of 5698263)
—	2	2	<b>7805323</b>	SPIDER—drive axle (see 1.003 illustration)

# FRONT AXLE



1.006 MOUNTING - FINAL DRIVE

1P-14

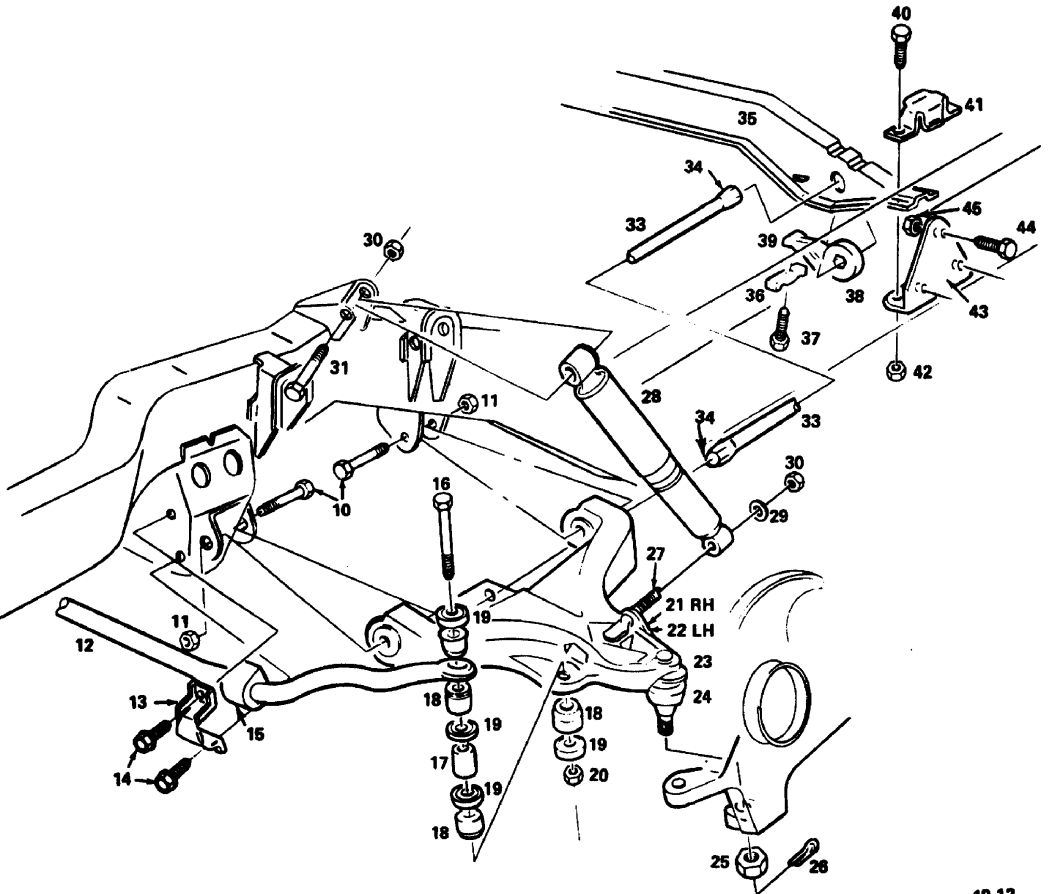
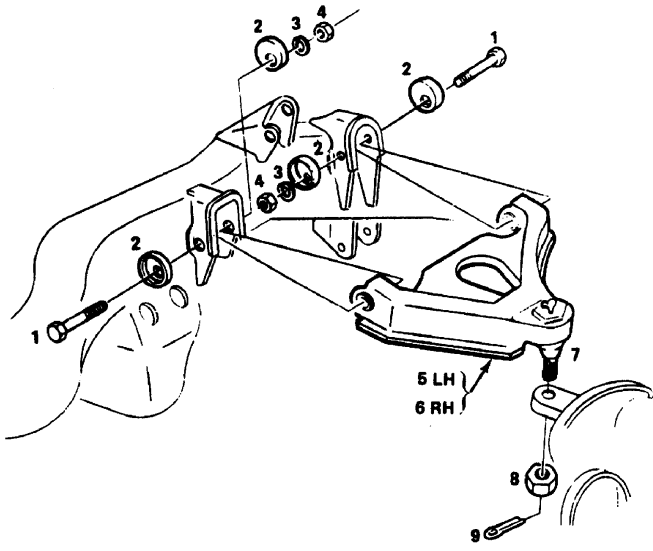
**FRONT AXLE**

KEY      230      260      PART NUMBER

**1.006 MOUNTING — FINAL DRIVE**

1	1	1	<b>397476</b>	BRACKET—final drive to engine (prior to 1977)
2	1	1	<b>397477</b>	PLATE ASSY.—final drive support (prior to 1977)
2	1	1	<b>555745</b>	PLATE—final drive support (eff. w/1977)
3	1	1	—	NUT—final drive support (1/2—13) (procure locally)
4	2	2	<b>585792</b>	WASHER—final drive bracket to engine bolt (.468 I.D. x 940 O.D.)
5	1	1	—	BOLT—final drive bracket (7/16—14) (procure locally)
6	1	1	—	BOLT—final drive bracket (7/16—14 x 1—1/4) (procure locally)
7	1	1	<b>400944</b>	WASHER—final drive bracket to housing bolt (.531 I.D. x 1.00 O.D.)
8	1	1	—	BOLT—final drive to housing (1/2—13 x 5) (procure locally)
9	1	1	—	DRIVE ASSY.—final drive (3.07:1) (see grp. 1.001)
10	1	1	—	NUT—final drive, transfer stud (3/8—24) (procure locally)
11	1	1	—	TUBE ASSY.—oil filler (see 17.001)
12	1	1	—	INDICATOR ASSY.—transfer oil lever (see grp. 1.001)
13	1	1	—	STUD—transfer case to final drive (see grp. 1.001)
14	3	3	—	BOLT—final drive (3/8—16 x 1—1/4) (procure locally)
15	1	1	<b>389948</b>	GASKET—final drive to transmission
16	1	1	—	SEAL—transmission oil filler tube (see grp. 1.001)
17	1	1	<b>411349</b>	STUD ASSY.—front support to engine (incl. washer)
18	1	1	<b>390494</b>	WASHER—front support bolt (.612 I.D. x 1.25 O.D.)
19	1	1	—	SHAFT ASSY.—differential output, RH (see grp. 1.001)
20	5	5	—	WASHER—spring lock (3/8) (procure locally)
21	5	5	<b>394777</b>	BOLT—washer head (.432 I.D. x .530 O.D.)
22	1	1	—	SHAFT ASSY.—front axle drive (see grp. 1.001)
23	2	2	—	NUT—hub, (race) (see grp. 1.003)

# FRONT SUSPENSION



# FRONT AXLE

KEY    230    260    PART NUMBER

## 1.010 SUSPENSION — FRONT

1	4	4	<b>395039</b>	BOLT—arm, control upper (1/2-20 UNF -2A thd.)
2	8	8	<b>395038</b>	CAM—control arm adjuster, upper
3	4	4	<b>794360</b>	WASHER—arm, control, upper (531 I.D. x .734 O.D.)
4	4	4	<b>394382</b>	NUT—arm, control (1/2-20)
5	1	1	<b>412297</b>	ARM ASSY.—control, upper LH
6	1	1	<b>412296</b>	ARM ASSY.—control, upper RH
NOTE:    the above (2) ARM ASSY. 412297, & 412296 incl. next (2) items.				
—	2	2	<b>9757984</b>	KIT—ball joint, upper (part of arm assy, 412297 & 412296)
—	4	4	<b>402116</b>	BUSHING—control, upper (part of arm assy, 412297 & 412296)
7	2	2	<b>NS</b>	JOINT—ball, upper (part of ball joint upper kit 9757984) (ref. 7814490)
8	2	2	—	NUT—arm control, upper (procure locally)
9	2	2	<b>103385</b>	PIN—arm control, upper (1/8 x 1')
10	4	4	—	BOLT—arm control, lower (procure locally)
11	4	4	<b>9422301</b>	NUT—arm control, lower (1/2-13)
12	2	2	<b>693154</b>	SHAFT—stabilizer, front
13	2	2	<b>406965</b>	BRACKET—stabilizer, front
14	4	4	—	BOLT—bracket stabilizer, front (procure locally)
15	2	2	<b>389098</b>	BUSHING—stabilizer bracket (prior to 1977)
16	2	2	<b>389271</b>	BOLT—shaft stabilizer
17	2	2	<b>389273</b>	SPACER—stabilizer link
18	8	8	<b>6264018</b>	GROMMET—stabilizer link bolt, front (prior to 1977)
—	8	8	<b>4941131</b>	GROMMET—stabilizer link bolt, front (eff. w/1977)
19	8	8	<b>4941130</b>	RETAINER—grommet, front stabilizer link (repl. 5544049)
20	2	2	<b>9418892</b>	NUT—shaft stabilizer (5/16-24)
21	1	1	<b>792769</b>	ARM ASSY.—control, lower RH (repl. 700547, 706756, 715879)
22	1	1	<b>792768</b>	ARM ASSY.—control, lower LH (repl. 700546, 706755, 715880)
23	2	2	<b>9752657</b>	FITTING—lubrication
24	2	2	<b>9755841</b>	JOINT—ball, lower (part of 702775 kit ball joint lower)
24	2	2	<b>9754740</b>	SEAL—ball joint lower (rubber)
24	2	2	<b>3825820</b>	RETAINER—ball joint seal, lower
25	2	2	<b>9415479</b>	BOLT—arm control, lower
26	2	2	<b>103387</b>	PIN—arm control, lower (1/8 x 1 1/2)
27	2	2	<b>NS</b>	STUD—arm control, lower (part of 706756 & 706755 arm assy.)
28	2	2	<b>4975540</b>	ABSORBER ASSY.—shock (repl. 4975483)
29	2	2	<b>409065</b>	WASHER—shock stud
30	4	4	—	NUT—shock stud (Procure locally) (ref. 9422303)
31	2	2	<b>9430836</b>	BOLT—shock (5/16-24), also use 4-2436166 washers
33	1	1	<b>702524</b>	BAR—torsion RH
33	1	1	<b>702525</b>	BAR—torsion LH
34	AR	AR	<b>NS</b>	LUBRICANT—bar, torsion
35	2	2	<b>711208</b>	SUPPORT—anchor, torsion bar
36	2	2	<b>395043</b>	NUT—adjuster, torsion bar (1/2-20)
37	2	2	<b>417224</b>	BOLT—torsion bar, rear (repl. 407764) (300M)
38	2	2	<b>413683</b>	ARM—anchor, torsion bar rear, (in pairs only) (1973) (23 degrees)
38	2	2	<b>416373</b>	ARM—anchor, torsion bar rear (1974) (First Design) (28 degrees)
38	2	2	<b>418352</b>	ARM—anchor, torsion bar rear (eff. w/1974 & prior to 1977) (Second Design) (25/30 degrees)
38	2	2	<b>413683</b>	ARM—anchor, torsion bar rear (eff. w/1977) (23 degrees)
39	AR	AR	<b>NS</b>	LUBRICANT—anchor, torsion bar (ref. 9985092)
40	4	4	<b>9420942</b>	BOLT—insulator, torsion bar & support (3/8-16 x 7/8 hex head 300M)
41	2	2	<b>410401</b>	RETAINER—insulator, torsion bar anchor supt.
—	2	2	<b>413516</b>	INSULATOR—support, torsion bar (retainer)
42	4	4	<b>9422297</b>	NUT—support, torsion bar (3/8-16 30/M)
43	2	2	<b>693155</b>	BRACKET—support, torsion bar
44	6	6	<b>9420942</b>	BOLT—bracket, torsion bar support (3/8-16 x 7/8 hex head 300M)
45	2	2	<b>9422297</b>	NUT—bracket, torsion bar support (3/8-16 30 M)
—	2	2	<b>394382</b>	NUT—upper control arm to frame bolt (1/4-20)



**FRONT AXLE**

---

**NOTES**

# BRAKES

## LIST OF SUB GROUPS

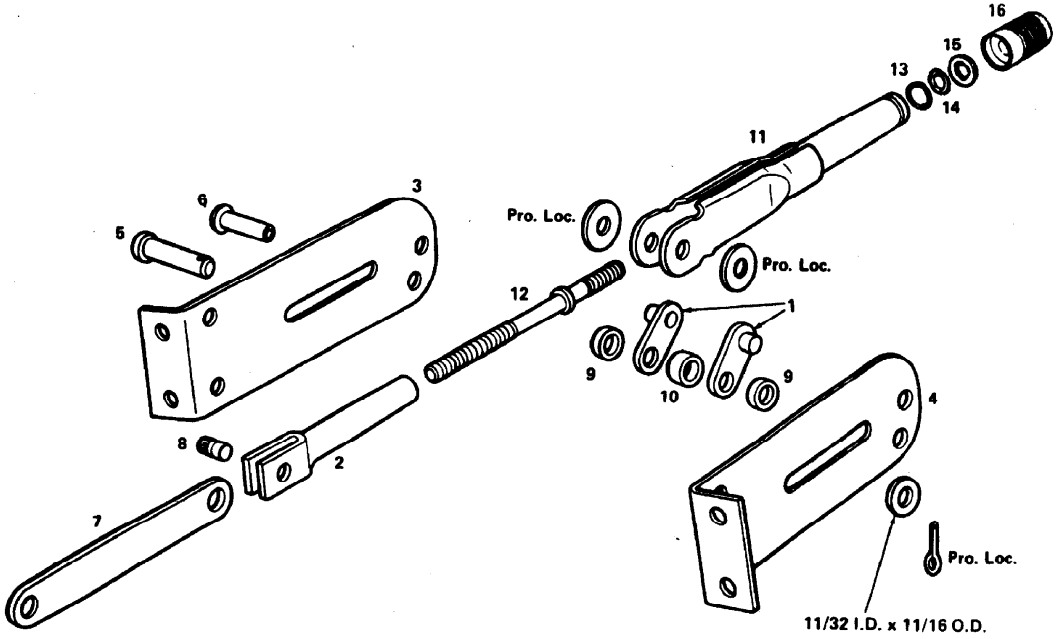
Name	Group No.
BOOSTER — POWER BRAKE .....	4.007
BRAKES — FRONT .....	4.015
BRAKES — REAR .....	4.020
CABLE — PARKING BRAKE .....	4.002
CYLINDER — MASTER .....	4.010
LEVER — PARKING BRAKE .....	4.001
LINES — FRONT HYDRAULIC BRAKE .....	4.025
LINES — REAR HYDRAULIC BRAKE .....	4.030
PEDAL — BRAKE .....	4.005

**BRAKES**

---

**NOTES**

# BRAKES



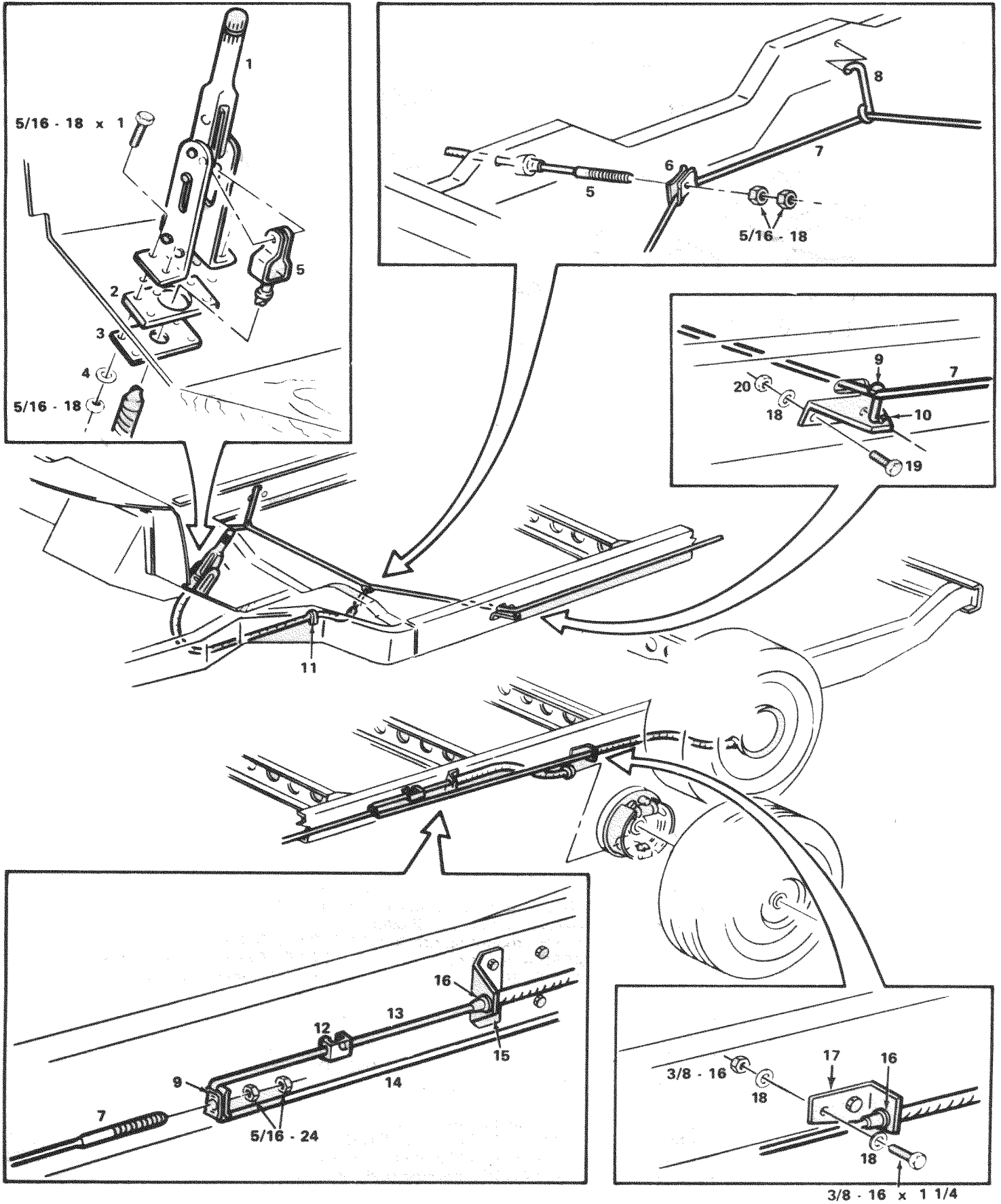
4P-3014

KEY	230	260	PART NUMBER
-----	-----	-----	-------------

## 4.001 LEVER — PARKING BRAKE

—	1	1	<b>704302</b>	LEVER ASSY.—parking brake (incl. items through asterisk) (repl. 641964, 791160, 2000854, 2009967)
1	2	2	<b>2324625</b>	BRACKET ASSY.—pivot, parking brake (SOA)
2	1	1	<b>9023015</b>	TUBE ASSY.—adjusting, parking brake (SOA)
3	1	1	<b>700097</b>	BRACKET—mounting, parking brake (RH)
4	1	1	<b>700098</b>	BRACKET—mounting, parking brake (LH)
5	1	1	<b>2376277</b>	PIN—mounting bracket (replaces 9025866) (1/2 x 45 dia. chamber)
6	1	1	<b>9025863</b>	RIVET—mounting bracket (1 21/64 lg.)
7	1	1	<b>NS</b>	LINK—mounting bracket (ref. 2404028)
8	1	1	<b>9023022</b>	PIN—lever handle (3/2 dia.)
9	2	2	<b>2358794</b>	SPACER—mounting bracket (13/32 I.D., 5/8 O.D. x 3/16 thk.)
10	1	1	<b>9023021</b>	SPACER—mounting bracket (13/32 I.D., 5/8 O.D. x 5/16 thk.)
11	1	1	<b>700094</b>	HANDLE ASSY.—lever, parking brake (incl. next 5 items)
12	1	1	<b>710062</b>	SCREW—adjusting, handle (5.56" lg.)
13	1	1	<b>710060</b>	RING—"O" handle
14	1	1	<b>710059</b>	WASHER—spring, handle (.319 I.D. x .495 O.D.)
15	1	1	<b>2376275</b>	WASHER—spring, handle (.406 I.D. x .750 O.D.)
16	1	1	<b>710058</b>	KNOB—adjusting, handle
—	1	1	<b>700612</b>	CLAMP—cable, parking brake
—	2	2	<b>700613</b>	SPACER—(1 11/32 I.D., 5/8 O.D. x 5/8 thick)
—	1	1	<b>2376064</b>	SPACER—link (3/16 thick, 2 holes, 25/64)
—	1	1	* <b>717031</b>	SWITCH ASSY.—parking brake warning light (SOA)

# BRAKES



4.002 CABLE - PARKING BRAKE

4P - 3013

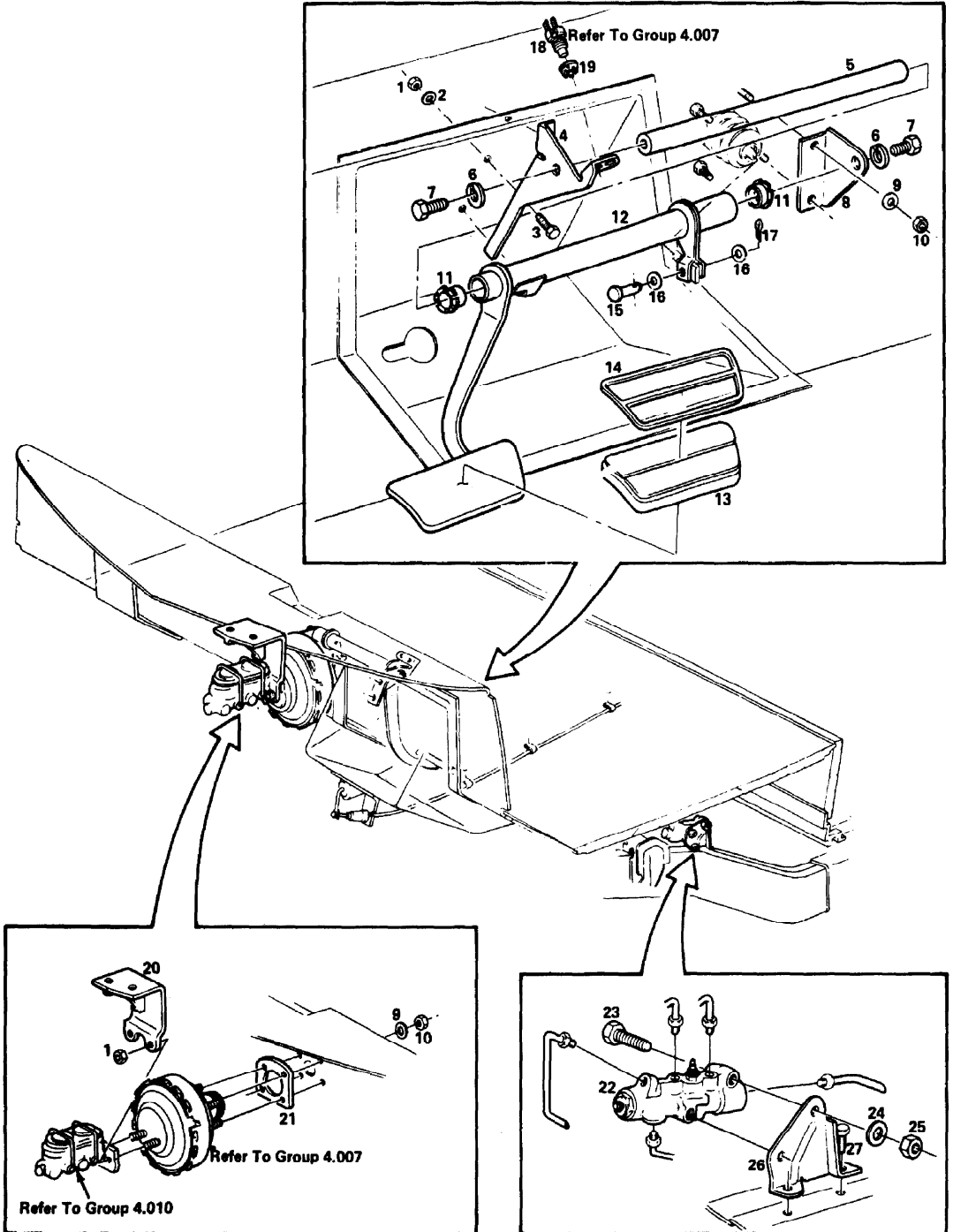
# BRAKES

KEY      230      260      PART NUMBER

## 4.002 CABLE — PARKING BRAKE

1	1	1	—	LEVER ASSY.—parking brake (refer to grp. 4.001, parking brake lever)
2	1	1	—	SPACER—mounting, parking brake (procure locally)
3	1	1	—	RETAINER—lever, parking brake (procure locally)
4	4	4	<b>2436163</b>	WASHER—bolt, parking brake lever retainer
5	1	1	<b>797243</b>	CABLE ASSY.—front, parking brake (repl. 69 1962) (also use 1-719489 clip & 1-657558 strap)
6	3	3	<b>550180</b>	EQUALIZER—cable (one front and two rear) (repl. 1497525)
7	1	—	<b>691966</b>	CABLE ASSY.—intermediate, parking brake
7	—	1	<b>691965</b>	CABLE ASSY.—intermediate, parking brake
8	1	1	<b>691866</b>	GUIDE—cable, RH intermediate
9	2	2	<b>1497532</b>	GUIDE—intermediate (RH & LH)
10	2	2	<b>691867</b>	BRACKET—mounting, cable guide
11	1	1	<b>711270</b>	CLIP—front cable
12	2	2	<b>537485</b>	CONNECTOR—cable
13	2	2	<b>1240558</b>	CABLE ASSY.—rear, parking brake (upper)
14	2	2	<b>691963</b>	CABLE ASSY.—rear, parking brake (lower)
15	2	2	<b>691945</b>	BRACKET—intermediate cable
16	4	4	<b>3875092</b>	RETAINER—cable
17	1	1	<b>691944</b>	BRACKET—rear cable (RH)
17	1	1	<b>691943</b>	BRACKET—rear cable (LH)
18	8	8	<b>2436163</b>	WASHER—bolt, rear cable bracket & cable guide bracket (.406 I.D. x .734 O.D.)
19	4	4	<b>9427321</b>	BOLT—cable guide mounting bracket (3/8—16 x 1) hex (300M steel)
20	4	4	<b>9422297</b>	NUT—bolt, cable guide mounting bracket (3/8—16) (301M steel)
—	2	2	<b>712715</b>	CLIP—rear cable to frame (3/4 dia. closed w/2 bolt holes .562 dia.)
—	2	2	<b>657558</b>	STRAP—tie wrap, cable to control arm
—	1	1	<b>3979315</b>	CLIP—cable to floor support (repl. 2399079) (.38 dia. w/ 11/32 dia. bolt hole)

# BRAKES



4.005 PEDAL - BRAKE (INCL. SHAFT)

**BRAKES**

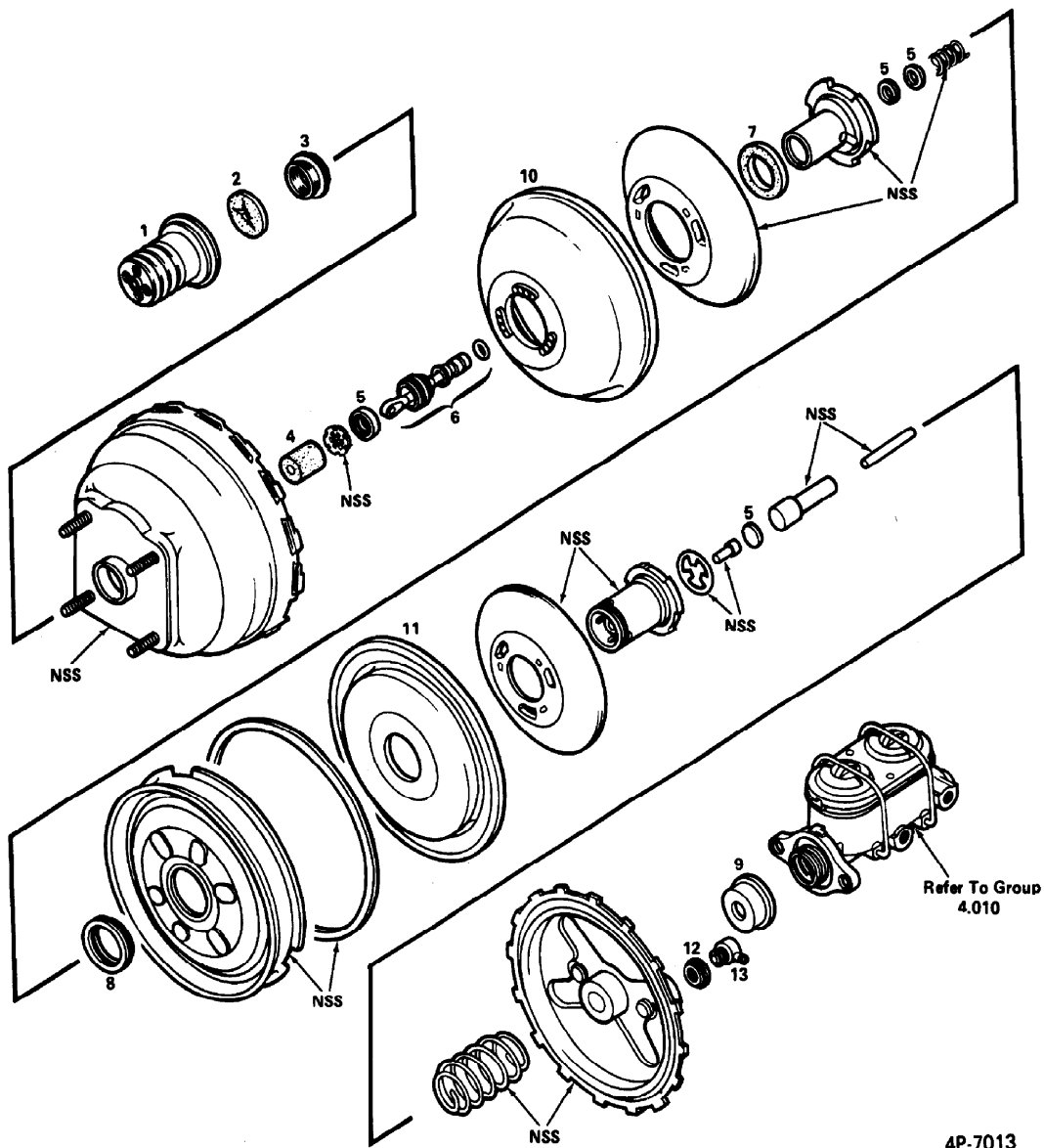
KEY    230    260    PART NUMBER

**4.005 PEDAL — BRAKE (INCL. SHAFT)**

1	4	4	<b>9422277</b>	NUT—bolt (3/8-16)
2	2	2	<b>2436163</b>	WASHER—brake lever pivot outer brkt. to dash bolt (.406 I.D. x .734 O.D.)
3	2	2	<b>9427321</b>	BOLT—brake lever pivot outer brkt. to dash (3/8-16 x 1" 300M)
4	1	1	<b>692327</b>	BRACKET—brake lever pivot outer (prior to 1978)
4	1	1	<b>2022266</b>	BRACKET—brake lever pivot (1978)
5	1	1	<b>692466</b>	SHAFT—brake lever pivot
6	2	2	—	WASHER—brake lever pivot shaft (1/2 I.D. .883 O.D. x .151 thk.) (procure locally)
7	2	2	<b>9419097</b>	BOLT—brake lever pivot shaft (1/2—13 x 1 hex)
8	1	1	<b>692328</b>	BRACKET—brake lever pivot inner
9	4	4	<b>103321</b>	WASHER—lock, brake booster assy. & pivot inner brkt. to dash (3/8 plain)
10	4	4	<b>9418931</b>	NUT—brake booster assy. & pivot inner brkt. to dash
11	2	2	<b>346383</b>	BUSHING—brake lever pivot shaft (repl. 3769302)
12	1	1	<b>692323</b>	PEDAL ASSY.—brake (SOA) (prior to 1978)
12	1	1	<b>2022267</b>	PEDAL ASSY.—brake (1978)
13	1	1	<b>412665</b>	PAD—brake pedal
14	1	1	<b>412664</b>	PLATE—brake pedal trim
15	1	1	—	PIN—brake pedal to brake booster assy. clevis (procure locally) (ref. 138086)
16	2	2	<b>9420022</b>	WASHER—brake pedal to booster assy. pin (7/16)
17	1	1	<b>103374</b>	PIN—brake pedal to booster assy. cotter (3/32 x 1" plain)
18	1	1	<b>3886907</b>	SWITCH ASSY.—stop lamp (SOA)
19	1	1	<b>9788182</b>	CLIP—stop lamp switch to brkt. (.540 I.D.)
20	1	1	<b>702350</b>	BRACKET ASSY.—master cyl. to dash (SOA) (prior to serial no. 6V100878)
20	1	1	<b>2002352</b>	BRACKET—brake master cylinder to dash (eff. w/serial no. 6V100878)
21	1	1	<b>9791640</b>	GASKET—brake booster assy. to dash
22	1	1	<b>1236004</b>	VALVE ASSY.—metering balance and distribution switch (SOA) (repl. 1236005)
23	2	2	—	BOLT—valve to bracket (5/16—18 x 2 hex) (procure locally)
24	2	2	<b>9418304</b>	WASHER—bolt (.344 x .688 x .065)
25	2	2	—	NUT—bolt (ref. 9422275) (5/16-18 301M) (procure locally)
26	1	1	<b>409494</b>	BRACKET—valve to frame
27	2	2	<b>NPN</b>	SCREW—bracket to frame (5/16-12 x 5/8 (ref. 11500086) (procure locally)
—	1	1	—	BOLT—pivot outer brkt. to dash (lower) (5/16—18 x 1 round head square neck) (procure locally)
—	1	1	<b>103320</b>	WASHER—lock, pivot outer brkt. to dash bolt (5/16 plain)
—	1	1	<b>120376</b>	NUT—pivot outer brkt. to dash bolt (repl. 9417954)
—	2	2	<b>9427321</b>	BOLT—master cyl. to brkt. (3/8-16 x 1" 300M)
—	2	2	<b>103321</b>	WASHER—lock, master cyl. to brkt. bolt (3/8 plain)
—	2	2	<b>2390834</b>	RIVNUT—master cyl. to brkt. bolt (3/8-16)
—	4	4	<b>120394</b>	WASHER—flat, brake booster assy. & pivot inner brkt. to dash (13/32 I.D. x 13/16 O.D.)
—	2	2	<b>2436163</b>	WASHER—bolt master cylinder to mtg. brkt. (.406 I.D. x .734 O.D.)



BRAKES



Refer To Group 4.010

4.007 BOOSTER - POWER BRAKE

4P-7013

# BRAKES

KEY    230    260    PART NUMBER

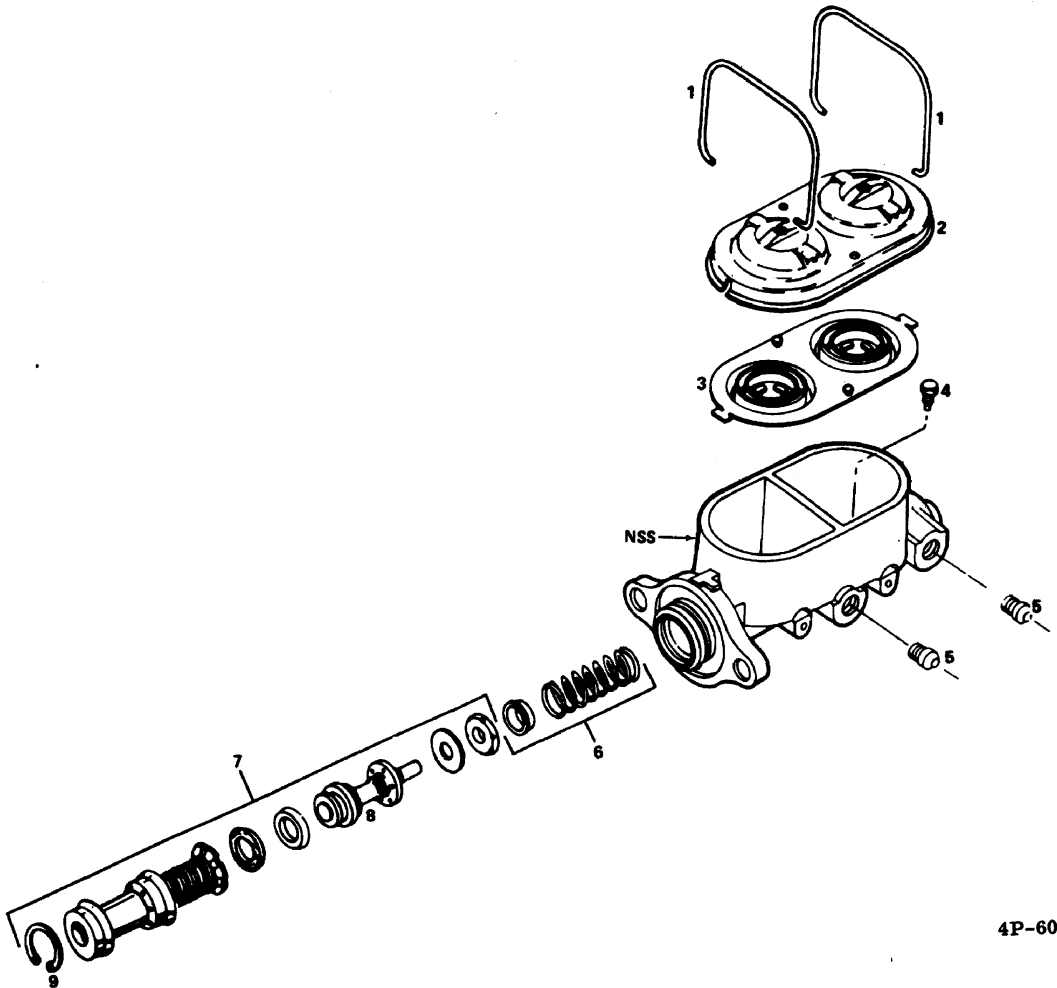
## 4.007 BOOSTER — POWER BRAKE

—	1	1	<b>2620598</b>	BOOSTER ASSY.—power brake (complete) (repl. 2620499) (prior to serial no. 6V100878)
—	1	1	<b>18001970</b>	BOOSTER ASSY.—(head) power brake (complete) (eff. w/serial no. 6V100878 & prior to 1977) (repl. 18001358)
—	1	1	<b>18002562</b>	BOOSTER ASSY.—(head) power brake (complete) (eff. w/1977) (prior to 1978) details not available at time of publication
—	1	1	<b>18003823</b>	BOOSTER ASSY.—(head) power brake (1978) (repl. 18002719)
—	1	1	<b>18003823</b>	HEAD PKG.—power (w/18002719 booster)
—	1	1	<b>18003806</b>	KIT—repair, power head (w/18002719 booster)
—	1	1	<b>18001423</b>	KIT—repair, power head (w/18001970 booster) (details not available at time of publication)
—	1	1	<b>5468421</b>	KIT—repair, power brake booster (First Design) (ref. only)
—	1	1	<b>18000159</b>	KIT—repair, power head (Second Design) (w/2620598 booster) (repl. 546842)

**NOTE:** The above kits 5468421 & 18000159 includes the following items as indicated.

1	1	1	<b>5466535</b>	BOOT—power head (w/5468421 & 18000159 kit)
2	1	1	<b>5466534</b>	SILENCER—air (w/5468421 & 18000159 kit)
3	1	1	<b>5465302</b>	BEARING—primary power piston (w/5468421 & 18000159 kit)
4	1	1	<b>NS</b>	FILTER—power piston (w/5468421 & 18000159 kit) (ref. 5465064)
5	1	1	<b>5474304</b>	KIT—retainer, disc & bumper (SOA) (w/5468421 & 18000159 kit)
6	1	1	<b>5474843</b>	VALVE ASSY.—air (SOA) (w/5468421 & 18000159 kit)
7	1	1	<b>5466560</b>	SILENCER—power head (w/5468421 & 18000159 kit)
8	1	1	<b>5469112</b>	BEARING—secondary power piston (w/5468421 & 18000159 kit)
9	1	1	<b>5460935</b>	SEAL—front housing (repl. 5452549) (w/5468421 & 18000159 kit)
10	1	1	<b>5468961</b>	DIAPHRAGM—primary (w/18000159 kit)
11	1	1	<b>5466536</b>	DIAPHRAGM—secondary (w/1800159 kit)
12	1	1	<b>5461808</b>	GROMMET—check valve
13	1	1	<b>18000139</b>	KIT—check valve & grommet (repl. 5472419) (w/2620598 booster)
13	1	1	<b>18003614</b>	KIT—check valve & grommet (w/18001970 & 18002719 booster)
—	1	1	<b>5471912</b>	KIT—power piston (w/2620598 booster)
—	1	1	<b>18001971</b>	KIT—power piston (w/18001970 booster)
—	1	1	<b>18003839</b>	KIT—power piston (w/18002719 booster)
—	2	2	<b>NPN</b>	LUBRICANT—power brake (w/5468421, 18000159 KIT)
—	1	1	<b>18003804</b>	KIT—valve air (w/18002719 booster)
—	1	1	<b>18000134</b>	VALVE ASSY.—vacuum check (w/18000159 kit)
—	1	1	<b>5469384</b>	ROD—adjustable, piston (SOA) (w/2620598, 18001970 & 18002719 booster)
—	1	1	<b>724548</b>	HOSE—power brake booster to engine vacuum (repl. 700465)
—	3	3	<b>2301878</b>	CLIP—hose (3/4 dia.)
—	2	2	<b>2464901</b>	CLAMP—power brake cylinder to engine vacuum hose
—	1	1	<b>693207</b>	NUT—tee, brake booster hose
—	1	1	<b>9419006</b>	BOLT—tee nut to floor (1/4-20 x 1")

# BRAKES



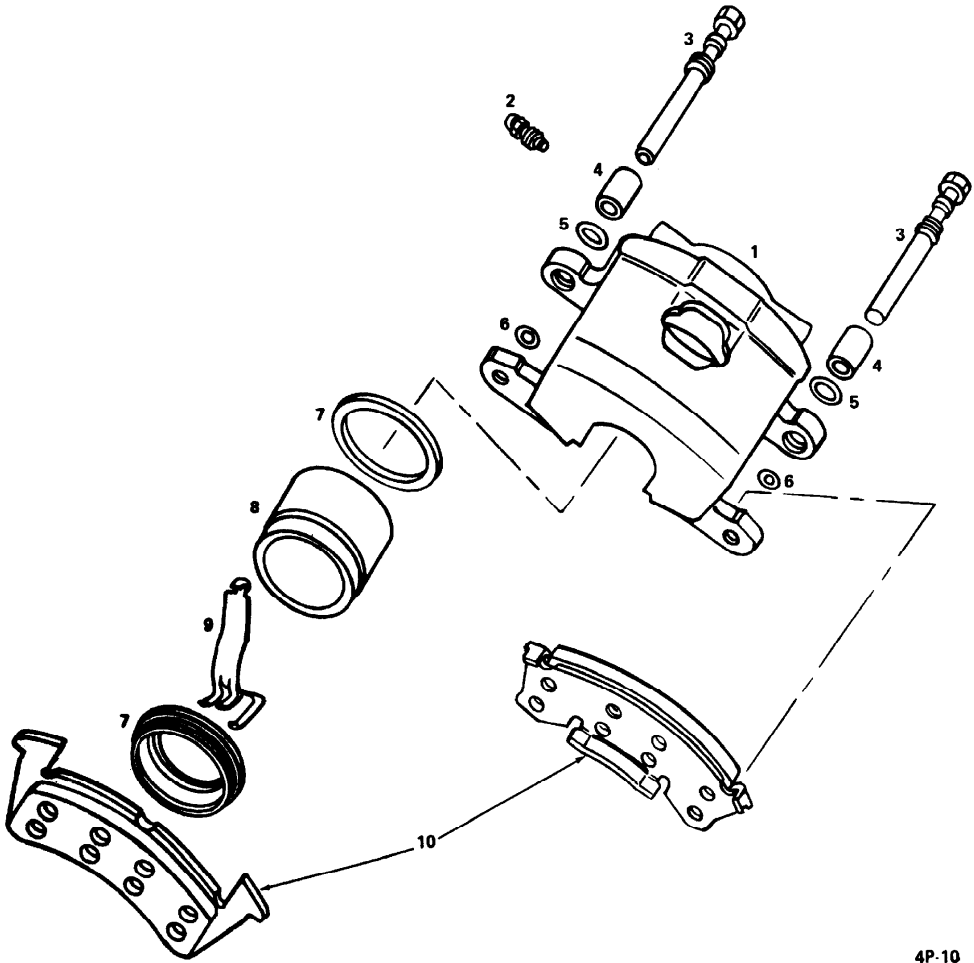
4P-6014

KEY	230	260	PART NUMBER
-----	-----	-----	-------------

## 4.010 CYLINDER — MASTER

—	1	1	<b>5472542</b>	CYLINDER ASSY.—master, power brake (complete) (First Design) (ref. only)
—	1	1	<b>2623214</b>	CYLINDER ASSY.—master, power brake (complete) (second design) (repl. 5472542 & 18001066) (prior to 1978)
—	1	1	<b>18002458</b>	CYLINDER ASSY.—master, power brake (complete) (1978)
—	1	1	<b>18002432</b>	KIT—cylinder, master (w/ 18001066 cyl.) (repl. 2623215) (details not available at time of publication)
1	2	2	<b>5468305</b>	WIRE—bail (w/ 5472542, 18001066 cyl.)
2	1	1	<b>18000781</b>	COVER—reservoir (w/ 5472542 cyl.) (repl. 5455517)
2	1	1	<b>18000781</b>	COVER—reservoir (w/ 18001066 cyl.)
3	1	1	<b>5455516</b>	DIAPHRAGM—reservoir (w/ 5472542, 18001066 cyl.)
4	1	1	<b>5464418</b>	SCREW—stop (.595 lg.)
5	2	2	<b>5452322</b>	INSERT—tube fitting
6	1	1	<b>5472546</b>	SPRING ASSY.—secondary piston (incl. retainer)
7	1	1	<b>2623215</b>	KIT—repair, master cylinder (incl. next 2 items) (repl. 5472561)
8	1	1	<b>5472543</b>	PISTON—secondary (w/ 5472542, 18001066 cyl.)
9	1	1	<b>9412980</b>	RING—retaining

# BRAKES



4P-10

KEY 230 260 PART NUMBER

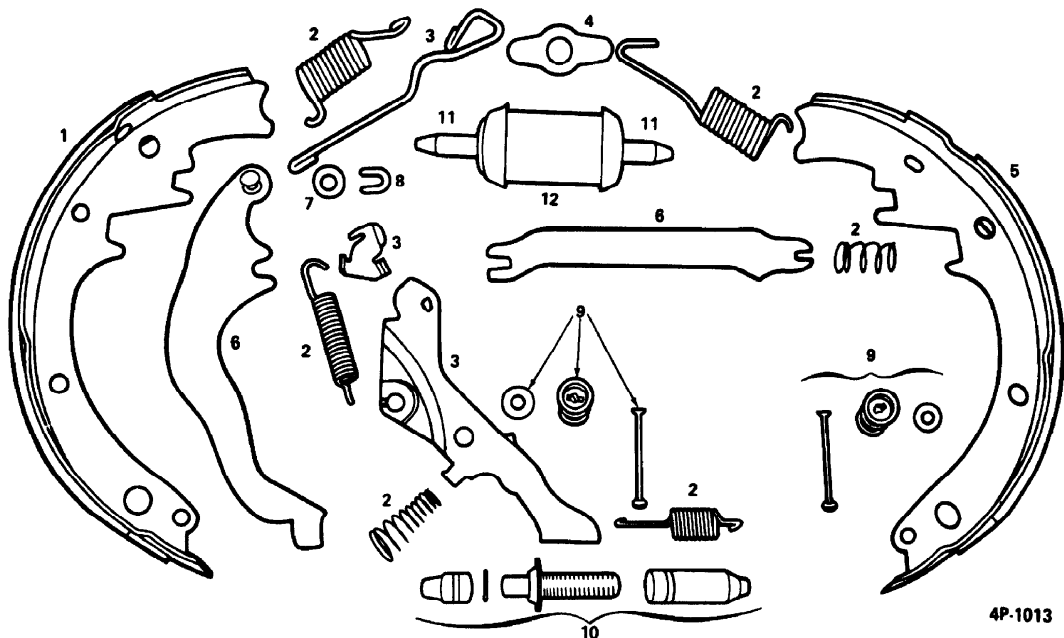
## 4.015 BRAKES — FRONT

1	1	1	<b>2621712</b>	CALIPER ASSY.—disc brake (RH) (less shoe and lining) (repl. 5472341, 18000201)
1	1	1	<b>2621711</b>	CALIPER ASSY.—disc brake (LH) (less shoe and lining) (repl. 5472340, 18000202)

(NOTE: The above [2] Caliper Assemblies include items through asterisk.)

2	1	1	<b>5455122</b>	VALVE—bleeder, caliper
3	2	2	<b>5468226</b>	BOLT—retaining, housing (7/16-20 UNF-2A thd.)
4	2	2	<b>5474406</b>	SLEEVE—retaining, bolt (repl. 5468225)
5	2	2	<b>5469178</b>	BUSHING—caliper support (inner—5/8 I.D.)
6	2	2	<b>5470497</b>	BUSHING—caliper support (outer—3/8 I.D.)
7	1	1	<b>5468767</b>	KIT—repair, piston housing
8	1	1	<b>2622207</b>	PISTON—disc brake (repl. 5463483)
9	1	1	* <b>5469497</b>	SPRING—retaining, brake shoe
10	1	1	<b>18001210</b>	KIT—shoe and lining (has sufficient QTY. for RH & LH brake asm.) (repl. 2620991)

## BRAKES



4P-1013

KEY 230 260 PART NUMBER

### 4.020 BRAKES — REAR

—	2	2	<b>5463933</b>	BRAKE ASSY.—rear, LH (2623488 assy.) (prior to serial no. 6V100878) (ref. only)
—	2	2	<b>5463934</b>	BRAKE ASSY.—rear, RH (2623489 assy.) (prior to serial no. 6V100878) (ref. only)
—	2	2	<b>18000628</b>	BRAKE ASSY.—rear, LH (eff. w/serial no. 6V100878) (ref. only) (STD.)
—	2	2	<b>18000629</b>	BRAKE ASSY.—rear, RH (eff. w/serial no. 6V100878) (ref. only) (STD.)
1	2	2	<b>18001593</b>	BRAKE ASSY.—rear LH (eff w/1977) (opt. for 18000628) (ref. only)
1	2	2	<b>18001594</b>	BRAKE ASSY.—rear RH (eff. w/1977) (opt. for 18000629) (ref. only)
1	2	2	<b>18001920</b>	KIT—brake shoe and lining (w/18000628, 18000629 brake assy.) (details not available at time of publication)
1	2	2	<b>5472396</b>	KIT—brake shoe and lining (SOA) (w/5463933, 5463934 brake asm.)
1	2	2	<b>18002693</b>	KIT—brake shoe and lining (w/18001593, 18001594 brake assy.)
2	2	2	<b>2620587</b>	KIT—brake spring (SOA) (replaces 5472514) (w/5463933, 5463934, 18000628, & 18000629 brake assy.)
2	2	2	<b>18002398</b>	KIT—brake spring (w/18001593, 18001594 brake assy.)
3	2	2	<b>5472527</b>	KIT—repair, automatic adjuster (incl. sleeve and springs) (SOA) (LH brake assy.) (replaces 5472516)
3	2	2	<b>5472528</b>	KIT—repair, automatic adjuster (incl. sleeve and springs) (SOA) (RH brake assy.) (replaces 5472517)
4	4	4	<b>5472139</b>	PLATE—guide, brake shoe (w/5463933, 5463934, 18000628, & 18000629 brake assy.)
4	2	2	<b>18002428</b>	PLATE PKG.—guide, brake shoe (w/18001593, 18001594 brake assy.)
5	2	2	<b>5470830</b>	KIT—brake lining (SOA) (w/5463933 & 5463934 brake assy.)
6	2	2	<b>2623595</b>	KIT—strut, parking brake (incl. lever and spring) (SOA) (LH brake assy.) (repl. 2620577)
6	2	2	<b>2623596</b>	KIT—strut, parking brake (incl. lever and spring) (SOA) (RH brake assy.) (repl. 2620578)
7	4	4	<b>NPN</b>	WASHER—parking brake operating lever to shoe (w/5463933 & 5463934 brake assy.)
8	4	4	<b>NPN</b>	CLIP—parking brake operating lever to shoe (w/5463933 & 5463934 brake assy.)
9	2	2	<b>5472515</b>	KIT—spring hold down (SOA)
10	2	2	<b>5472642</b>	KIT—screw, adjusting (LH brake assy.) (SOA)
10	2	2	<b>5472643</b>	KIT—screw, adjusting (RH brake assy.) (SOA)
11	8	8	<b>5465649</b>	LINK—wheel cylinder connecting (w/5463933, 5463934, 18000628, & 18000629 brake assy.)

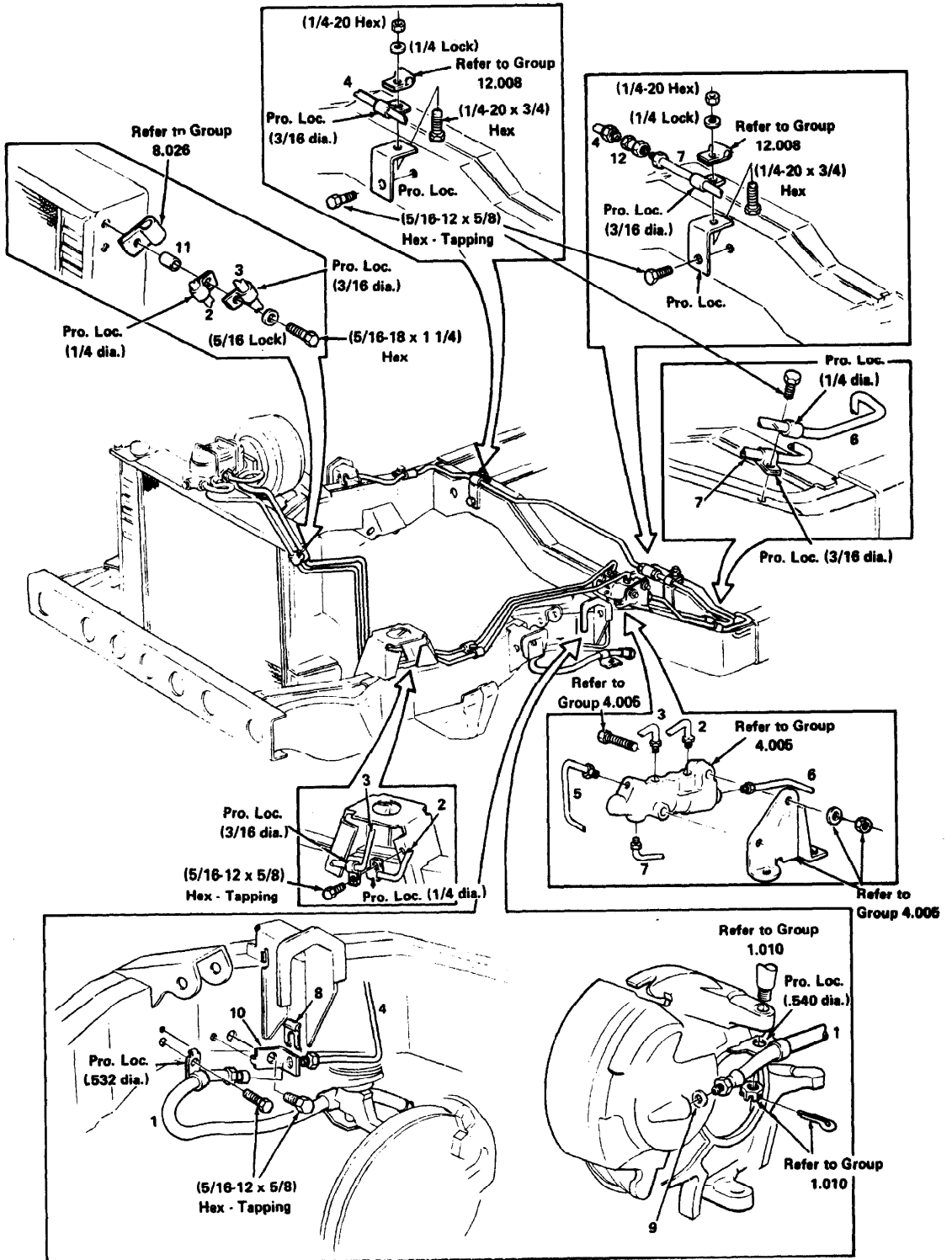
# BRAKES

KEY 230 260 PART NUMBER

## 4.020 BRAKES — REAR (Cont.)

11	8	8	<b>18002427</b>	LINK—wheel cylinder connecting (w/18001593 & 18001594 brake assy.)
12	4	4	<b>5469302</b>	CYLINDER ASSY.—wheel (incl. next two items) (w/5463933 & 5463934 brake assy.)
—	4	4	<b>NPN</b>	INSERT—wheel cylinder tube fitting (w/5463933 & 5463934 brake assy.)
—	4	4	<b>5469230</b>	VALVE—bleeder (w/5463933 & 5463934 brake assy.)
—	4	4	<b>5463361</b>	KIT—repair. wheel cylinder (incl. next two items) (repl. 5455422, 5464763) (w/5463933 & 5463934 brake assy.)
—	4	4	<b>5462938</b>	BOOT & RING ASSY.—wheel cylinder (SOA) (w/5463933 & 5463934 brake assy.)
—	8	8	<b>5455439</b>	CUP—wheel cylinder (w/5463933 & 5463934 brake assy.)
—	4	4	<b>NPN</b>	COVER—brake shoe adjusting screw hole(w/5463933 & 5463934 brake assy.)
—	2	2	<b>2623597</b>	PLATE ASSY.—brake backing (LH) (stpd. # 5467254) (center dia. 2.253/ .259) (repl. 2623490)
—	2	2	<b>2623598</b>	PLATE ASSY.—brake backing (RH) (stpd. # 5467255) (center dia. 2.253/ .259) (repl. 2623491)

# BRAKES



4.025 LINES - FRONT HYDRAULIC BRAKE

# BRAKES

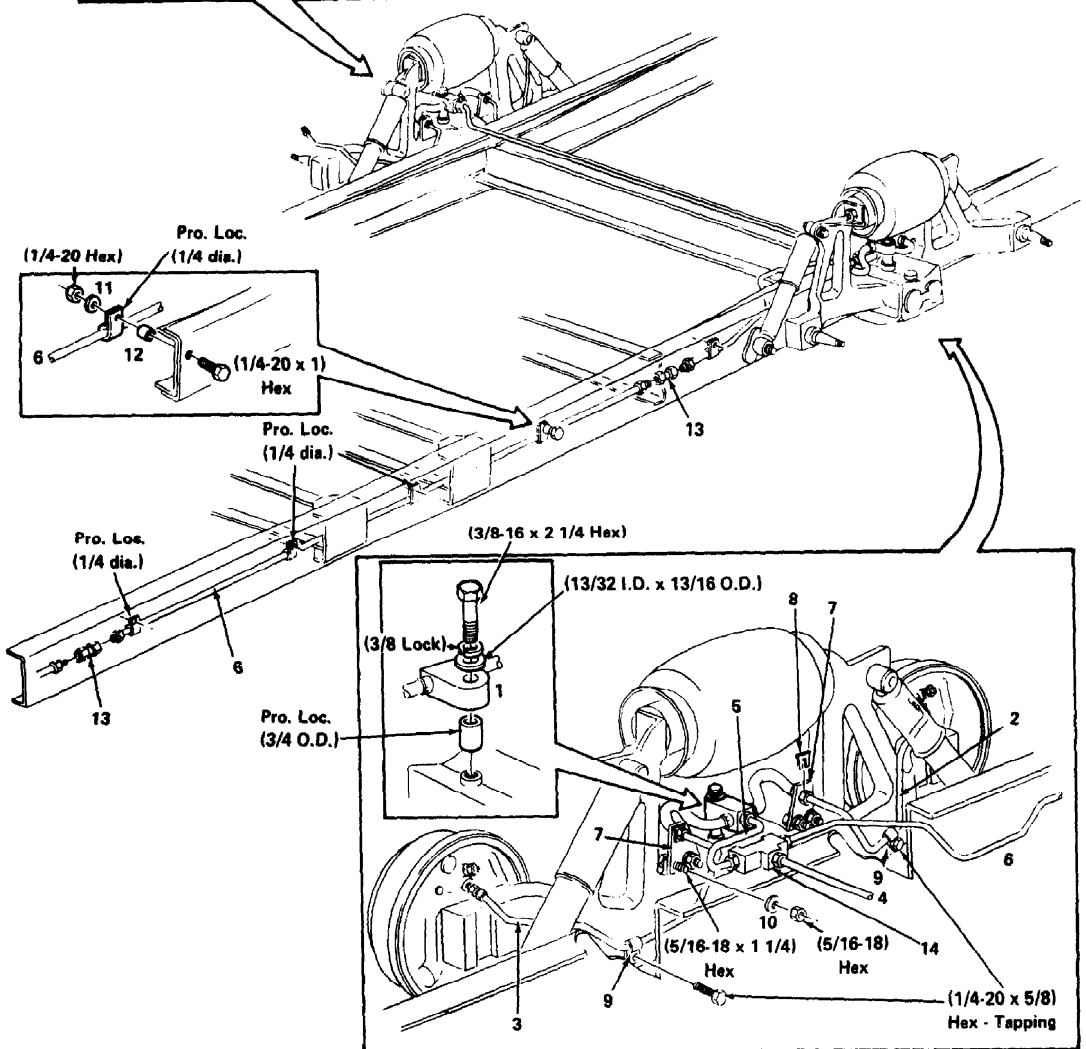
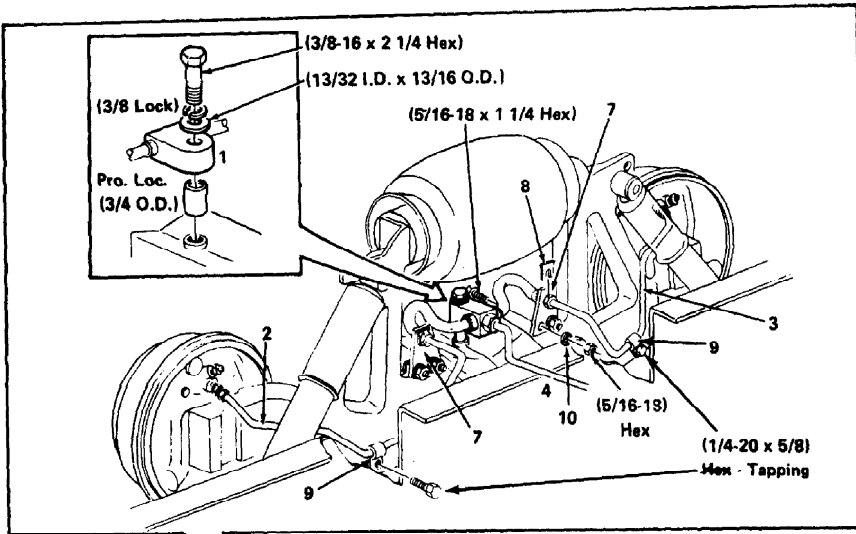
KEY      230      260      PART NUMBER

## 4.025 LINES — FRONT HYDRAULIC BRAKE

1	2	2	<b>9758214</b>	HOSE ASSY.—brake. front (repl. 9757663)
2	1	1	<b>698251</b>	TUBE ASSY.—master cylinder to combination valve. front (prior to serial no. 6V100878)
2	AR	AR	<b>3696822</b>	TUBE ASSY.—tee. master cylinder to front brake (25' CTL) (w/2-9424954 nuts) (eff. w/serial no. 6V100878) (repl. 2008650)
3	AR	AR	<b>8884945</b>	TUBE ASSY.—master cylinder to rear brake (25' CTL) (w/2-137397 nuts & 1-9424955 nut) (eff. w/serial no. 6V100878) (repl. 2008648)
3	1	1	<b>698252</b>	TUBE ASSY.—master cylinder to combination valve. rear (prior to serial no. 6V100878)
4	1	1	<b>693876</b>	TUBE ASSY.—combination valve to RH front brake (prior to serial no. 5V100013)
4	1	1	<b>797709</b>	TUBE ASSY.—combination valve to RH front brake (eff. w/serial no. 5V100013) (ref. only) (prior to serial no. 6V100878)
4	AR	AR	<b>3696822</b>	TUBE ASSY.—tee to union RH front brake (25' CTL) (w/2-142431 nuts) (eff. w/serial no. 6V100878) (repl. 2008647)
5	1	1	<b>693876</b>	TUBE ASSY.—combination valve to LH front brake (prior to serial no. 5V100013)
5	1	1	<b>797711</b>	TUBE ASSY.—combination valve to LH front brake (eff. w/serial no. 5V100013) (ref. only) (prior to serial no. 6V100878)
5	AR	AR	<b>724548</b>	TUBE ASSY.—tee to LH front brake hose (25' CTL) (eff. w/serial no. 6V100878) (repl. 2008666)
6	1	1	<b>693868</b>	TUBE ASSY.—combination valve to rear brake frame tee. front
7	1	1	<b>693877</b>	TUBE ASSY.—combination valve to RH front brake crossover (First Design)
7	1	1	—	TUBE ASSY.—combination valve to RH front brake crossover (3/16 O.D. x .028)(ref. 718132) (Second Design) (procure locally)
8	2	2	<b>334961</b>	YOKE—hose to bracket. front (or spring)
9	2	2	<b>231343</b>	WASHER—hose to front bracket (or gasket) (.448 I.D. x .69 O.D.)
10	2	2	<b>389957</b>	BRACKET—support. hose (prior to serial no. 5V100013)
10	2	2	<b>550212</b>	BRACKET—support. hose (eff. w/serial no. 5V100013)
11	1	1	<b>2436832</b>	SPACER—clip
12	1	1	<b>442335</b>	UNION—front brake tube to crossover tube
—	2	2	<b>3834560</b>	SPACER—clip to frame (eff. w/serial no. 5V100013)
—	2	2	<b>142431</b>	ENDS—tube (w/718132, 797709, 797711)
—	AR	AR	<b>3996822</b>	TUBE—combination valve to front brake (CTL) (repl. 797709, 797711)



BRAKES



4.030 LINES - REAR HYDRAULIC BRAKE

# BRAKES

KEY    230    260    PART NUMBER

## 4.030 LINES — REAR HYDRAULIC BRAKE

1	2	2	<b>9757643</b>	HOSE ASSY.—brake, rear (w/sleeve) (repl. 9755790)
2	2	2	<b>693869</b>	TUBE ASSY.—rear brake LH front and RH rear (prior to serial no. 4V101024)
3	2	2	<b>693870</b>	TUBE ASSY.—rear brake RH front and LH rear (prior to serial no. 4V101024)
3	AR	AR	<b>3696822</b>	TUBE ASSY.—rear brake front and rear (25 ft. long) (CTL) (also use 142431 nuts) (eff. w/serial no. 4V101024)
4	1	1	<b>693874</b>	TUBE ASSY.—rear brake frame tee to hose and sleeve, RH (prior to 1975)
4	AR	AR	<b>3696822</b>	TUBE ASSY.—rear brake frame tee to hose & sleeve, RH & LH, also use 2-142431 nuts (CTL, 25 ft. long) (eff. w/1975)
5	1	1	<b>693873</b>	TUBE ASSY.—rear brake frame tee to hose and sleeve, LH (prior to 1975)
6	AR	AR	<b>8884945</b>	TUBE ASSY.—combination valve to rear brake frame tee, & rear brake intermediate (25'lg. CTL) (also use 2-142431 nuts)
6	AR	AR	<b>698252</b>	TUBE ASSY.—combination valve to rear brake master cylinder (w/2-137397-nuts) (eff. w/1977)
6	AR	AR	<b>698251</b>	TUBE ASSY.—combination valve to front brake master cylinder (w/2-137397-nuts) (eff. w/1977)
7	4	4	<b>701271</b>	BRACKET—support, rear brake hose
8	4	4	<b>334961</b>	YOKE—hose to bracket, rear (or spring)
9	4	4	—	CLIP—tube, front and rear (3/16 x 1/4 closed type) (procure locally) (ref. 130520)
10	8	8	<b>2436162</b>	WASHER—bolt, bracket to rear suspension control assembly (.344 I.D. x 625 O.D.)
11	4	5	<b>2436161</b>	WASHER—bolt, clip and spacer to side bolt (.281 I.D. x .500 O.D.)
12	4	5	<b>3834560</b>	SPACER—clip (steel)
13	2	2	<b>442336</b>	UNION—intermediate tube to front and rear tube (1/4—7/16—24 brass)
14	1	1	—	TEE—rear brake frame (3 way) (1/4 tubing) (prior to 1975) (procure locally)
14	1	1	<b>350433</b>	TEE—rear brake frame (3 way) (eff. w/1975)
—	2	2	<b>NPN</b>	BRACKET—support, brake tube tee (used w/350433 tee)(ref 790154) (Make loc)
—	2	2	<b>1236004</b>	VALVE ASSY.—brake combination (eff. w/1977) (prior to 1978)
—	2	2	<b>1257189</b>	VALVE ASSY.—brake combination (1978)
—	1	1	<b>409494</b>	BRACKET—brake combination valve to frame (eff. w/1977)
—	1	1	—	TUBE ASSY.—front brake combination valve to union RH front brake (3/16" O.D. X .028) (procure locally) (ref. 718132) (eff. w/1977)
—	3	3	—	CLIP—master cylinder to front & rear brake tube (procure locally) (eff. w/1977)
—	1	1	<b>693868</b>	TUBE ASSY.—rear combination valve intermediate (eff. w/1977)
—	1	1	<b>3996822</b>	TUBE ASSY.—combination valve to LH front brake hose also use 2-142431 nuts (ctl. 25 ft. long) (eff. w/1977)
—	4	4	—	BOLT—bracket to frame (5/16—18 x 1 1/4, 300M) (procure locally)
—	2	2	<b>9418901</b>	SCREW—clip to side rail
—	4	4	<b>9417267</b>	SCREW—clip to rear suspension control arm (10-24 x 3/4)

BRAKES

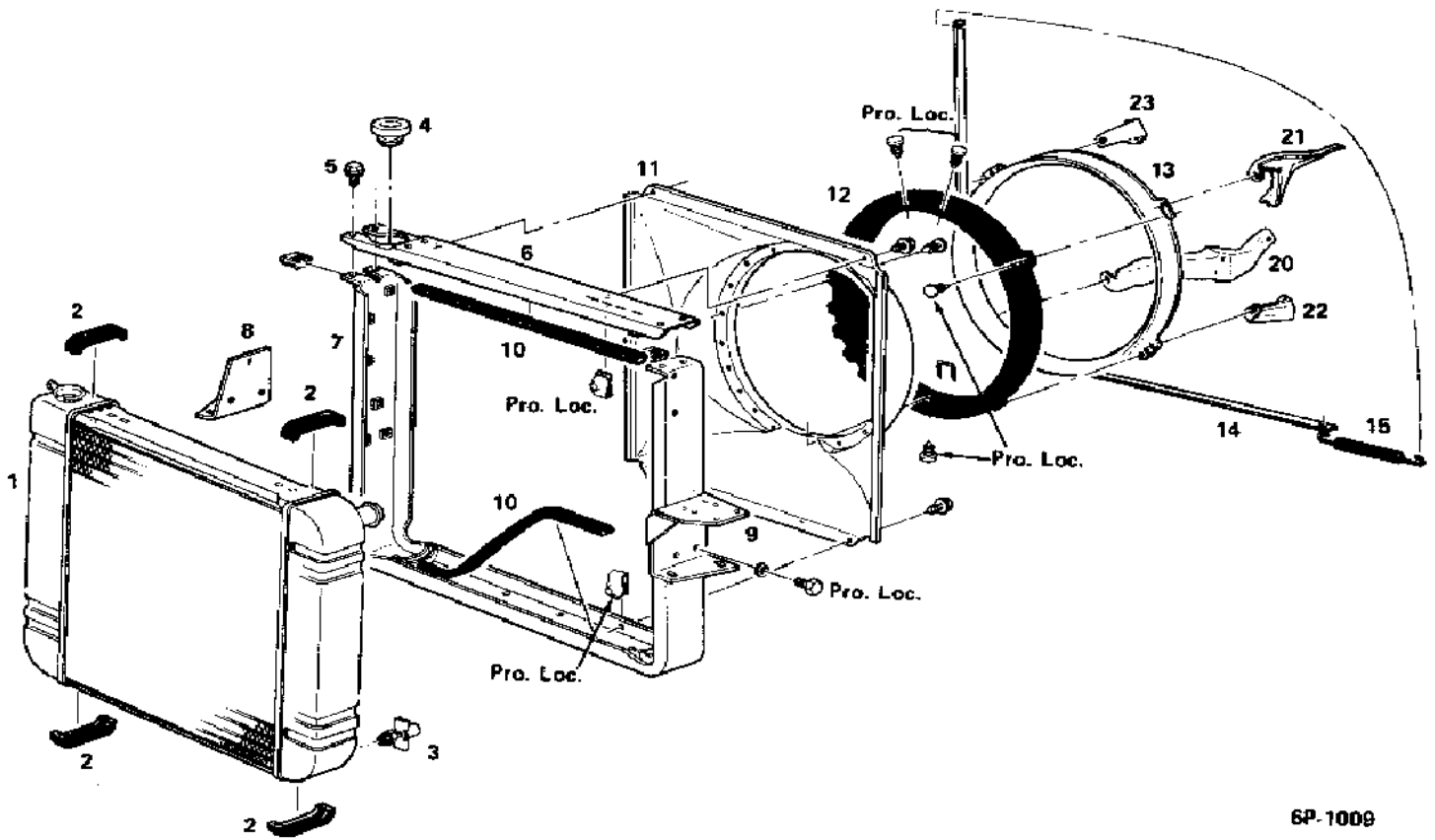
---

NOTES

LIST OF SUB GROUPS

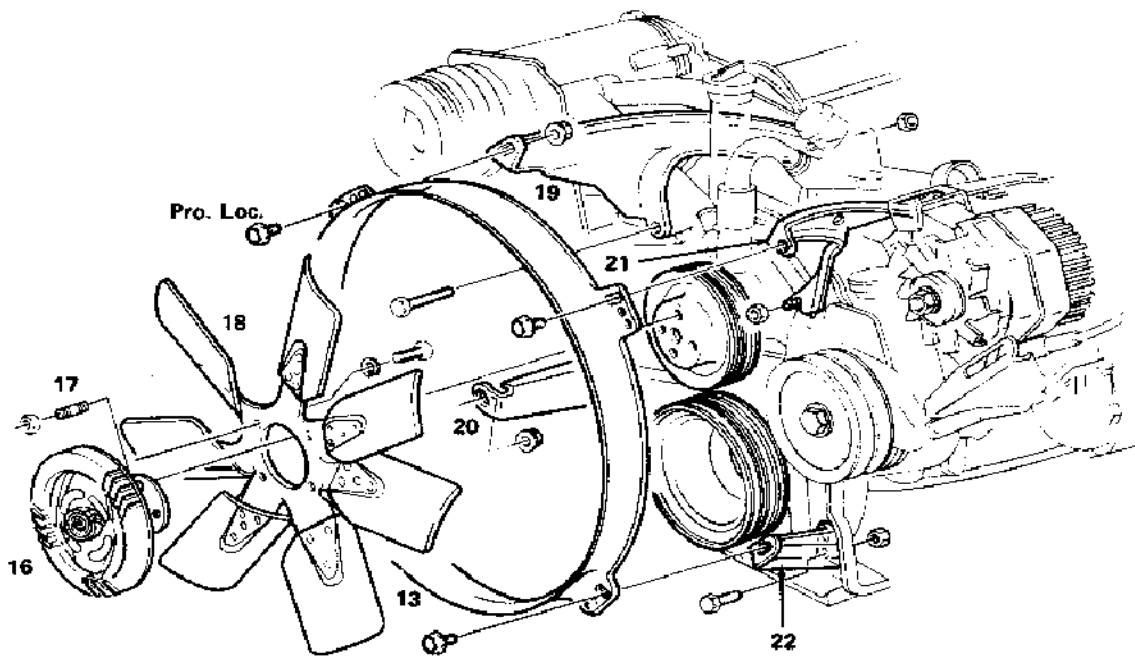
Name	Group No.
<b>CORE, FAN, SHROUD &amp; MOUNTING — RADIATOR .....</b>	<b>6.002</b>
<b>HOSES, CLAMPS AND STRAP — WATER .....</b>	<b>6.016</b>
<b>PUMP — WATER .....</b>	<b>6.012</b>
<b>RESERVOIR — RADIATOR OVERFLOW .....</b>	<b>6.010</b>

COOLING



6P-1009

6.002 RADIATOR MOUNTING



6.002 FAN & DRIVE

6P-1004

## COOLING

KEY 230 260 PART NUMBER

### 6.002 RADIATOR CORE, FAN, SHROUD & MOUNTING

1	1	1	<b>3035237</b>	CORE ASSY.—radiator (repl. 3025926)
2	4	4	<b>3901449</b>	PAD—mounting, radiator
3	1	1	<b>9427524</b>	COCK ASSY.—drain, radiator
4	1	1	<b>6410619</b>	CAP ASSY.—filler, radiator (pkg.)
5	8	8	<b>9424877</b>	BOLT—lower, support to upper channel and shroud (repl. 3846202) (5/16-18 x 3/4, 300M)
6	1	1	<b>689878</b>	CHANNEL ASSY.—upper radiator support
7	1	1	<b>691084</b>	SUPPORT ASSY.—lower, radiator
8	1	1	<b>691087</b>	BRACKET—mounting, radiator (RH)
9	1	1	<b>699288</b>	BRACKET—support radiator (LH) (used w/704386 comp.)
9	1	1	<b>795261</b>	BRACKET—support to radiator (LH) (w/717683, 795622 comp.) (repl. 716915) (prior to serial no. 6V100878)
9	—	1	<b>2008184</b>	BRACKET—support to radiator (LH) (eff. w/serial no. 6V100878)
10	2	2	<b>391294</b>	SEAL—radiator upper and lower
11	1	1	<b>691841</b>	SHROUD—fan, radiator (non-metallic) (w/413610, 416452, 417794, 418694 engine)
11	1	1	<b>2016954</b>	SHROUD ASSY.—fan, radiator (eff. w/interm. 1977)(w/556626, 556627 engine)
12	1	1	<b>410807</b>	SEAL—fan, shroud to venturi ring
13	1	1	<b>410958</b>	RING—venturi, radiator fan
14	1	1	<b>411391</b>	STRAP—retainer, fan shroud seal
15	1	1	<b>401170</b>	SPRING—strap, fan shroud seat
16	1	1	<b>550528</b>	CLUTCH ASSY.—fan (Motorhome) (prior to 1975) (w/413610, 416452, 417794, 418694 engine)(repl. 408228)
16	1	1	<b>550528</b>	CLUTCH ASSY.—fan (Motorhome) (eff. w/1975) (w/413610, 416542, 417794, 418694 engine)
16	1	1	<b>724457</b>	CLUTCH ASSY.—fan (Transmode) (prior to serial no. 6V100878/w/RPO VQV)
16	1	1	<b>550528</b>	CLUTCH ASSY.—fan (Transmode) (eff. w/serial no. 6V100878) (STD)
16	1	1	<b>724457</b>	CLUTCH ASSY.—fan (Motorhome) (eff. w/interm. of 1977) (w/556626, 556627 engine)
17	4	4	<b>402720</b>	STUD—fan clutch to pulley
18	1	1	<b>407999</b>	BLADE ASSY.—fan
19	1	1	<b>411372</b>	BRACKET—upper, venturi ring (RH) (w/air cond.)
20	1	1	<b>697774</b>	BRACKET—lower, venturi ring (RH)
21	1	1	<b>419638</b>	BRACKET—upper, venturi ring (LH)(repl. 411383)
22	1	1	<b>411385</b>	BRACKET—lower, venturi ring (LH)
23	1	1	<b>700875</b>	BRACKET—upper, venturi ring (RH) (w/o air cond.)
—	1	1	<b>358375</b>	PROBE ASSY.—radiator tank, low coolant (for module see group 7.042)

### 6.010 RESERVOIR — RADIATOR OVERFLOW

—	1	1	<b>6273778</b>	RESERVOIR ASSY.—radiator overflow (First Design)
—	1	1	<b>337846</b>	RECOVERY TANK—coolant (Second Design)
—	1	1	<b>325653</b>	BRACKET—mounting, radiator reservoir
—	1	1	<b>486546</b>	CAP—radiator reservoir (First Design)
—	1	1	<b>1497193</b>	CAP—radiator reservoir (Second Design) (1496024 optional)
—	1	1	<b>358375</b>	PROBE ASSY.—low coolant level sensor

### 6.012 PUMP — WATER

—	1	1	<b>231887</b>	PUMP ASSY.—water (eff. w/serial no. 5V100472) (413610, 416542, 417794, 418694 engine)
—	1	1	<b>231462</b>	PUMP ASSY.—water pkg. (prior to serial no. 5V100472) (413610, 416542, 417794, 418694 engine)
—	1	1	<b>556283</b>	PUMP—ASSY.—water (eff. w/interm. of 1977) (w/556626, 556627, 561032, 561033 engine)
—	1	1	<b>9421749</b>	PLUG—water pump (w/556283 pump)
—	4	4	—	BOLT—body to cover (procure locally)
—	1	1	<b>410791</b>	GASKET—body to cover
—	1	1	<b>908108</b>	BEARING ASSY.—water pump
—	1	1	<b>583095</b>	SLINGER—water pump bearing
—	1	1	<b>400912</b>	SEAL ASSY.—water pump (w/231462 pump)
—	1	1	<b>550169</b>	SEAL ASSY.—water pump (opt. 550168) (w/231887 pump)
—	1	1	<b>404563</b>	IMPELLER—water pump (w/231462 pump)
—	1	1	<b>NS</b>	IMPELLER—water pump (w/231887 pump) (ref. 550171)

# COOLING

KEY      230      260      PART NUMBER

## 6.012 PUMP — WATER (Cont.)

—	1	1	<b>399394</b>	HUB—fan and water pump pulley (repl. 587263)
—	1	1	<b>409807</b>	PULLEY ASSY.—water pump and fan (prior to 1978)
—	1	1	<b>2025924</b>	PULLEY ASSY.—water pump and fan (w/RPO L04) (1978)
—	1	1	<b>404561</b>	NIPPLE—heater hose to water pump
—	1	1	<b>404561</b>	NIPPLE—by-pass hose to water pump

## 6.016 WATER HOSES, CLAMPS AND STRAP

—	2	2	—	CLAMP—hose, radiator inlet (procure locally) (ref. 9411656)
—	2	2	<b>274765</b>	CLAMP—hose, radiator outlet (upper & lower) (procure locally)
—	2	2	<b>9414420</b>	CLAMP—hose, radiator to reservoir
—	1	1	<b>3786276</b>	CLAMP—hose to radiator, at radiator and reservoir
—	1	1	<b>651978</b>	CLIP—coolant recovery tank hose & radiator overflow hose to radiator support
—	AR	AR	<b>9432963</b>	HOSE—coolant recovery (3/8" I.D. x 24" long, CTL) (repl. 3747666)
—	1	1	<b>689921</b>	HOSE—lower radiator (outlet) (w/413610, 416542, 417794, 418694 engine)
—	1	1	<b>689922</b>	HOSE—upper radiator (inlet) (w/413610, 416542, 417794, 418694 engine)
—	1	1	<b>2015465</b>	HOSE—lower radiator (outlet) (w/403 engine) (w/556626, <b>556627</b> , 561032, 561033 engine)
—	1	1	<b>2015466</b>	HOSE—upper radiator (inlet) (w/403 engine) (w/556626, <b>556627</b> , 561032, 561033 engine)
—	AR	AR	—	HOSE—radiator to reservoir (72 inches CTL) coolant recovery tank hose (w/486546) (procure locally) (ref. 6264430)
—	2	2	<b>676543</b>	STRAP—radiator hose
—	1	1	<b>2006646</b>	BELT & HOSE KIT—driver convenience (emergency)

# ELECTRICAL

## LIST OF SUB GROUPS

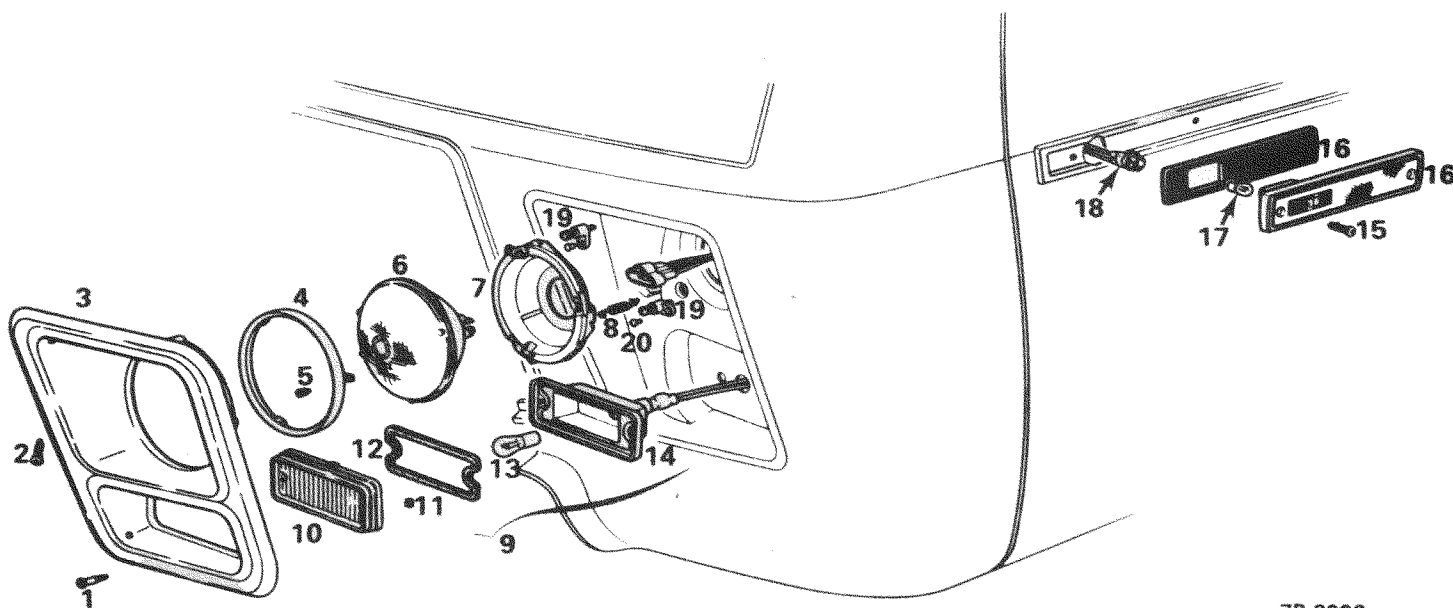
Name	Group No.
ANTENNA — RADIO .....	7.037
BREAKERS — CIRCUIT .....	7.078
CLUSTER ASSEMBLY — INSTRUMENT .....	7.042
COIL — IGNITION .....	7.038
CONNECTORS — WIRING .....	7.091
CRUISE CONTROL — SPEED .....	7.074
DISTRIBUTOR ASSEMBLY .....	7.031
ELECTRICAL, CLOCKS, SWITCHES .....	7.078H
GENERATOR — 80 AMP DELCOTRON .....	7.028A
GENERATOR — 145 AMP DELCOTRON .....	7.028H
HORN — ELECTRIC .....	7.076
LAMP — HEAD, PARK, DIRECTIONAL SIGNAL AND FRONT SIDE MARKER .....	7.001
LAMP — STOP, TAIL, BACK-UP, REAR SIDE MARKER AND LICENSE PLATE .....	7.003
LAMP — ENGINE COMPARTMENT .....	7.004
LAMP — MARKER .....	7.013
LAMP — DOME AND SPEAKER .....	7.020
LAMP — INSTRUMENTS AND TELL TALE .....	7.045
MOTOR — STARTING .....	7.025
MOUNTING — BATTERY .....	7.085
MOUNTING — GENERATOR .....	7.029
RADIO — AM/FM MONO W/FOUR SPEAKERS .....	7.036
RADIO — AM/FM W/FOUR SPEAKERS .....	7.032
RADIO — AM/FM W/SIX SPEAKERS .....	7.032H
RADIO — AM/FM W/STEREO TAPE PLAYER W/FOUR SPEAKERS .....	7.033
RADIO — AM/FM W/STEREO TAPE PLAYER, W/SIX SPEAKERS .....	7.033H
RADIO — AM/STEREO TAPE PLAYER W/FOUR SPEAKERS .....	7.035
RADIO — AM W/FOUR SPEAKERS .....	7.034
RELAYS .....	7.080
SENDING UNIT — HOLDING TANK .....	7.050
SOLENOID — STARTING MOTOR .....	7.026
SPEEDOMETER AND DRIVE .....	7.043
SWITCH — DIRECTIONAL LAMP .....	7.072
SWITCHES — MISCELLANEOUS .....	7.070
WIRING — (INCL. WIRING KIT ELE. RECEPTACLE) .....	7.090



ELECTRICAL

---

NOTES



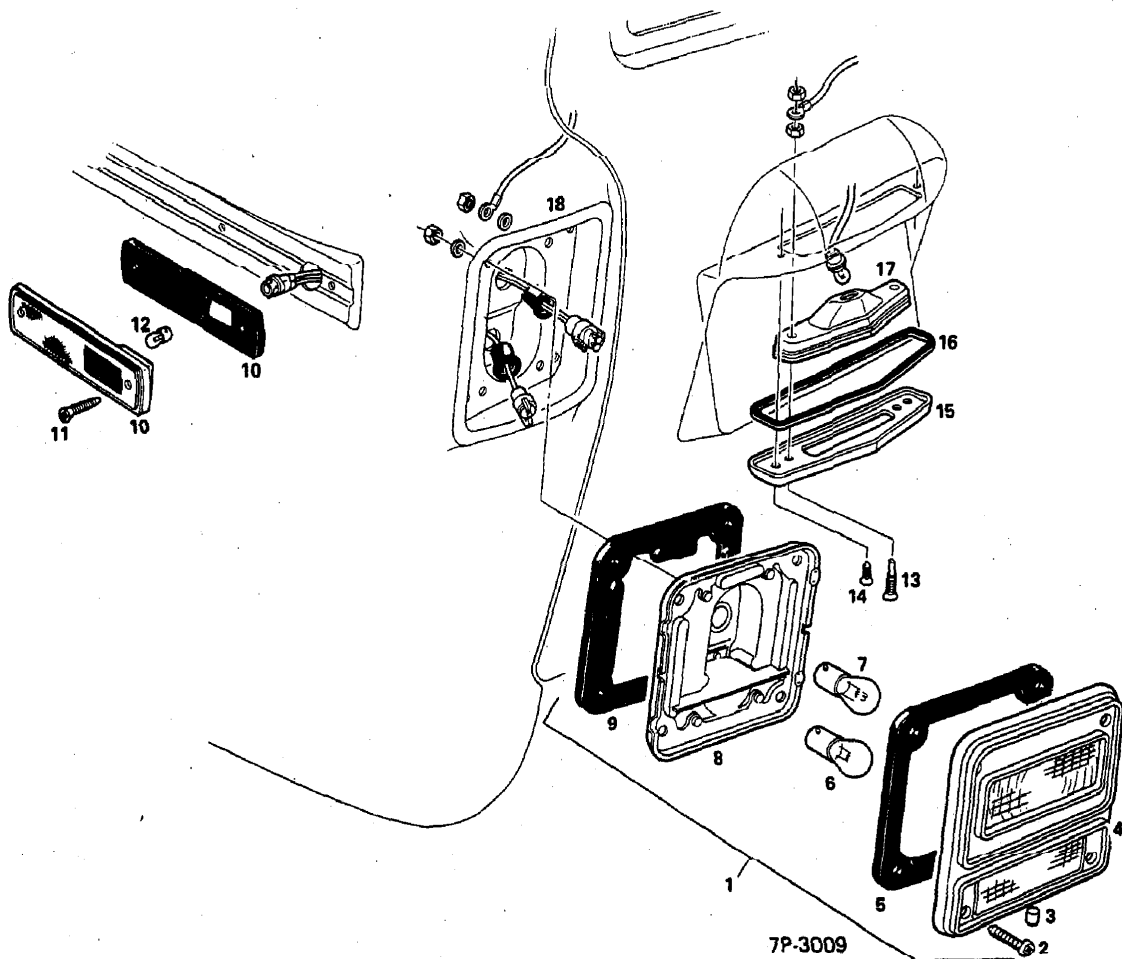
7P-2006

KEY	230	260	PART NUMBER
-----	-----	-----	-------------

**7.001 LAMP — HEAD, PARK, DIRECTIONAL SIGNAL AND FRONT SIDE MARKER**

1	4	4	<b>5959089</b>	SCREW—direction signal and parking lamp (No. 8-32 x 1-5/64 pan head cross rec.)
2	8	8	—	SCREW—headlamp bezel (No. 8-18 x 1-1/4 oval head cross rec.) (procure locally)
3	1	1	<b>696186</b>	BEZEL—headlamp RH
3	1	1	<b>696187</b>	BEZEL—headlamp LH
4	2	2	<b>5952000</b>	RING—retaining, headlamp sealed beam (repl. 5961888)
5	6	6	<b>5947955</b>	SCREW—sealed beam retaining ring (No. 8-32 x 3/32 round head cross rec.) (repl. 5959530)
6	2	2	<b>5962548</b>	BEAM ASSY.—sealed, headlamp
7	1	1	<b>5961886</b>	RING—mounting, sealed beam RH
7	1	1	<b>5961887</b>	RING—mounting, sealed beam LH
8	2	2	<b>496096</b>	SPRING—retaining, headlamp (repl. 480773)
9	2	2	<b>916558</b>	LAMP ASSY.—directional signal and parking
10	2	2	<b>5959160</b>	LENS—directional signal and parking lamp
11	2	2	<b>5951990</b>	WICK—drain, directional signal and parking lamp
12	2	2	<b>5959131</b>	GASKET—lens, directional signal and parking lamp
13	2	2	<b>9428902</b>	BULB—directional signal and parking (12-16V, 32CP)
14	2	2	NS	HOUSING—directional signal and parking lamp (not serviced)
15	4	4	—	SCREW—front side marker lamp (No. 6-32 x 1 pan head cross rec.) (procure locally) (prior to Serial No. 6V100878)
15	4	4	—	SCREW—front side marker lamp (No. 6-20 x 5/8 pan head cross rec.) (procure locally)(eff. w/Serial No. 6V100878)
16	2	2	<b>695499</b>	LAMP ASSY.—front marker side (SOA)
17	2	2	<b>9421330</b>	BULB—front side marker lamp (12-16V, 2CP)
18	1	1	<b>6298886</b>	WIRE ASSY.—front side marker lamp (incl. socket) (SOA)
19	4	4	<b>5964500</b>	BRACKET—headlamp
20	8	8	<b>683102</b>	RIVET—headlamp bracket
—	4	4	NPN	NUT—jack, front side marker lamp (ref. 701165) (procure locally)
—	AR	AR	<b>9798363</b>	GROMMET—fwd. lamp wrng. harness to dash panel (1.00 I.D. x 1.46 O.D.)

# ELECTRICAL



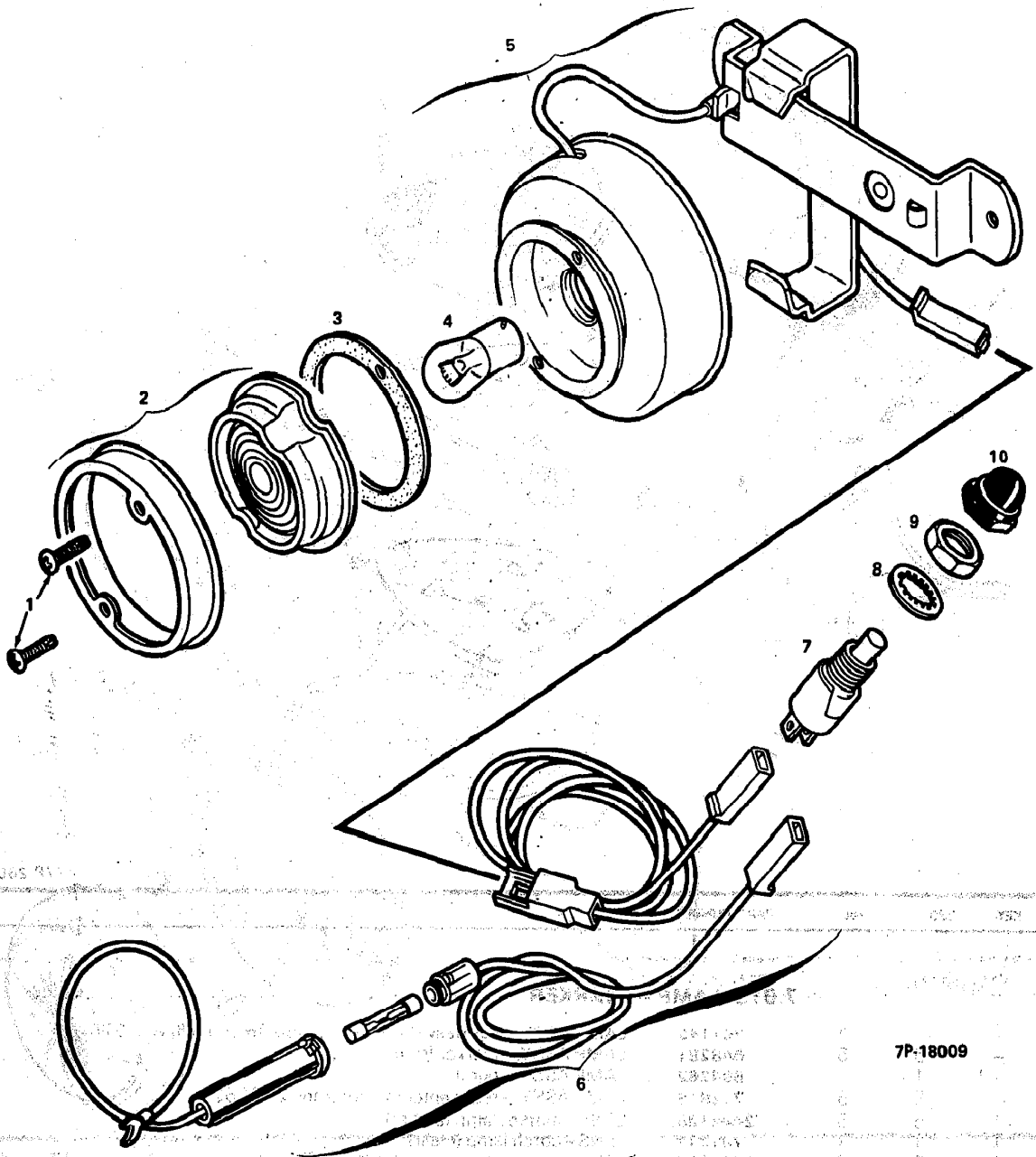
7P-3009

KEY	230	280	PART NUMBER
-----	-----	-----	-------------

## 7.003 LAMP — STOP, TAIL, BACK-UP, REAR SIDE MARKER AND LICENSE PLATE

1	2	2	<b>911255</b>	LAMP ASSY.—stop, tail and back-up
2	8	8	<b>5959383</b>	SCREW—mounting, stop, tail, back-up lamp (# 8-32-UNC-2A-thd.)
3	2	2	—	WICK—drain, stop, tail, back-up lamp (procure locally)
4	2	2	<b>5962558</b>	LENS ASSY.—stop, tail, back-up lamp (SOA)
5	2	2	<b>5962563</b>	GASKET—lens, stop, tail, back-up lamp
6	2	2	—	BULB—back-up lamp 12-16V, 32CP (procure locally)
7	2	2	—	BULB—stop and tail lamp 12-16V, 32-3CP (procure locally)
8	2	2	<b>NS</b>	HOUSING—stop, tail and back-up lamp
9	2	2	<b>5962564</b>	GASKET—mounting, stop, tail and back-up lamp
10	2	2	<b>695498</b>	LAMP ASSY.—marker, rear (SOA)
11	8	8	—	SCREW—rear marker lamp No. 6-32 x 1 pan hd. cross rec. (procure locally) (prior to Serial No. 6V100878)
11	8	8	—	SCREW—rear marker lamp (No. 6-20 x 5/8 pan hd. cross rec.) (procure locally) (eff. w/Serial No. 6V100878)
12	2	2	<b>9421330</b>	BULB—rear marker lamp 12-16V, 2CP
13	2	2	<b>157166</b>	SCREW—license plate lamp No. 10-32 x 3/4 ov. hd. cross rec.
14	2	2	—	SCREW—license plate lamp No. 10-32 x 1 1/2 ov. hd. cross rec. (procure locally)
15	1	1	<b>696144</b>	BRACKET—license plate lamp
16	1	1	<b>696145</b>	SEAL—license plate lamp
17	1	1	<b>913060</b>	LAMP ASSY.—rear license plate (SOA) (repl. 899290)
18	1	1	<b>3970773</b>	BEZEL—LH, stop lamp
18	1	1	<b>3970774</b>	BEZEL—RH, stop lamp
—	1	1	<b>3699368</b>	SLEEVE—license plate lamp
—	1	1	<b>3863558</b>	WASHER—spring, license plate lamp anti-rattle

# ELECTRICAL



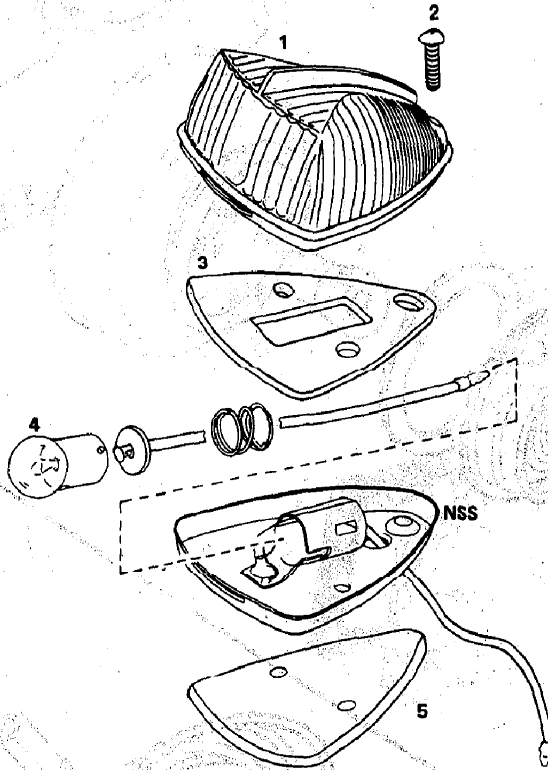
7P-18009

KEY 230 280 PART NUMBER

## 7.004 LAMP — ENGINE COMPARTMENT

—	1	1	<b>705450</b>	LAMP ASSY.—engine compartment
1	1	1	—	SCREW—lens (No. 10-16 x 1/2 pan head) (procure locally)
2	1	1	<b>708351</b>	LENS ASSY.—lamp (SOA)
3	1	1	<b>708352</b>	GASKET—lamp lens
4	1	1	—	BULB—lamp (procure locally)
5	1	1	<b>NS</b>	HOUSING AND BRACKET ASSY.—lamp
6	1	1	—	WIRE ASSY.—engine compartment (see group 7.090)
7	1	1	<b>704885</b>	SWITCH ASSY.—door
8	1	1	—	LOCKWASHER—door switch (1/2 internal-tooth) (procure locally)
9	1	1	—	NUT—door switch (part of door switch) (procure locally)
10	1	1	<b>683653</b>	SEAL—door switch

# ELECTRICAL



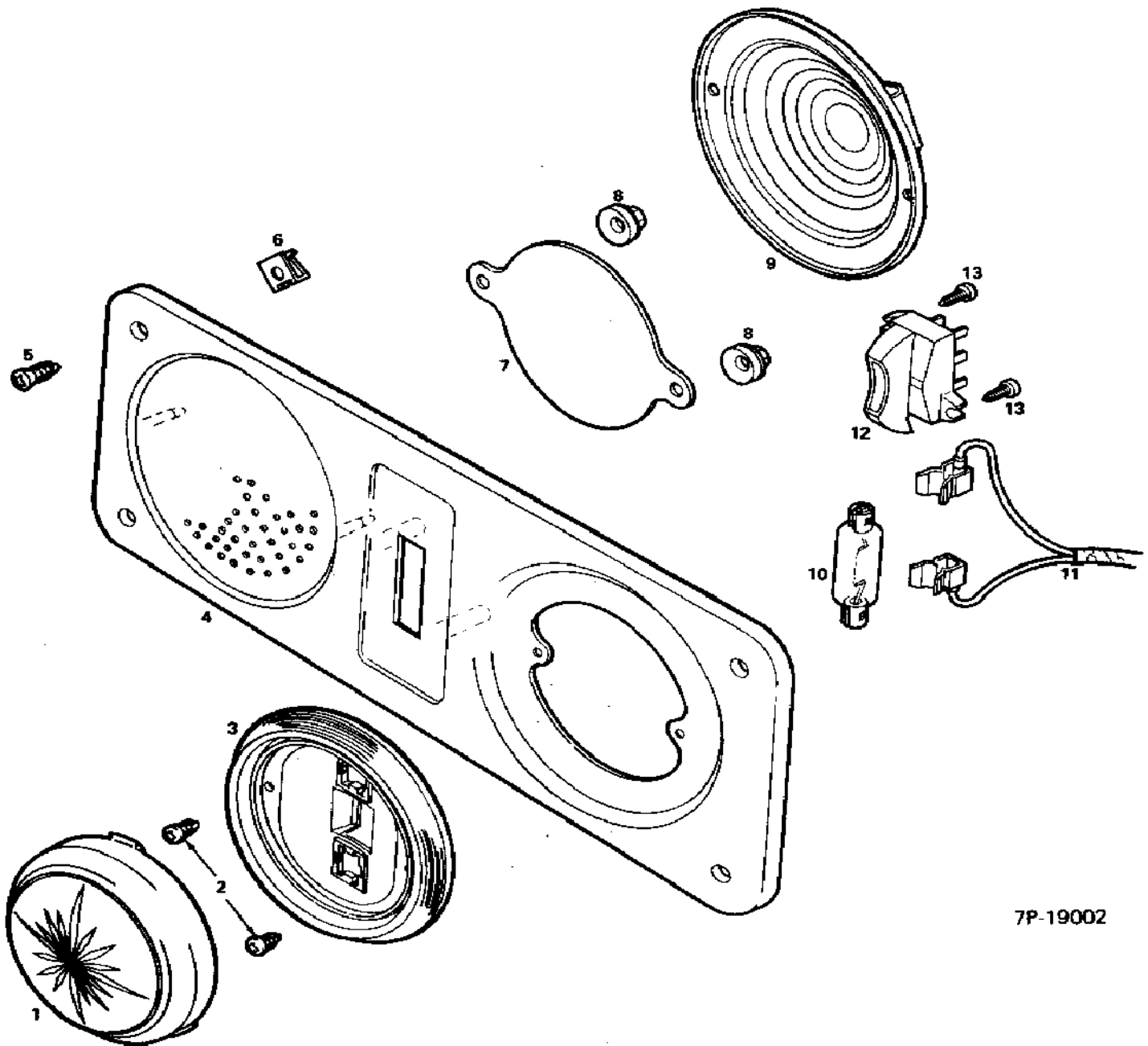
7P-28002

KEY    230    260    PART NUMBER

## 7.013 LAMP — MARKER

—	—	2	<b>791143</b>	LAMP ASSY—courtesy (LPG/gen. compartment) (eff. w/1975)
—	5	5	<b>648281</b>	LAMP ASSY—marker front
—	1	1	<b>694262</b>	LAMP ASSY—porch
—	5	5	<b>712815</b>	LAMP ASSY—rear center marker (repl. 2496502)
1	5	5	<b>2444125</b>	LENS—marker lamp (amber)
1	1	1	<b>701211</b>	LENS—porch lamp (clear)
1	5	5	<b>2444124</b>	LENS—rear center marker (red)
2	AR	AR	—	SCREW—lens, front marker & porch (8-32 x 3/8) (procure locally)
2	10	10	—	SCREW—lens, rear center marker (8-32 x 9/16) (procure locally)
3	AR	AR	<b>2444123</b>	GASKET—lens (prior to 1975)
3	—	1	<b>2444123</b>	GASKET—lens (eff. w/1975) (repl. 797256)
4	AR	AR	<b>142450</b>	BULB—12-16V, 4CP No. 67
5	1	1	<b>797255</b>	GASKET—body
—	2	2	<b>2299512</b>	RIVNUT—screw, front and rear center marker lamp mounting
—	2	2	<b>2265051</b>	RIVNUT—screw, porch lamp mounting
—	—	1	<b>2962448</b>	CONNECTOR—body (eff. w/1975 prior to 1978) (repl. 2962793) (w/out locking tab)
—	—	1	<b>2977253</b>	CONNECTOR—body (eff. w/1978) (w/locking tab)
—	—	4	<b>799378</b>	SLEEVE ASSY—courtesy lamp, screw thread nut (w/ZEO 6584) (repl. 791804)

ELECTRICAL



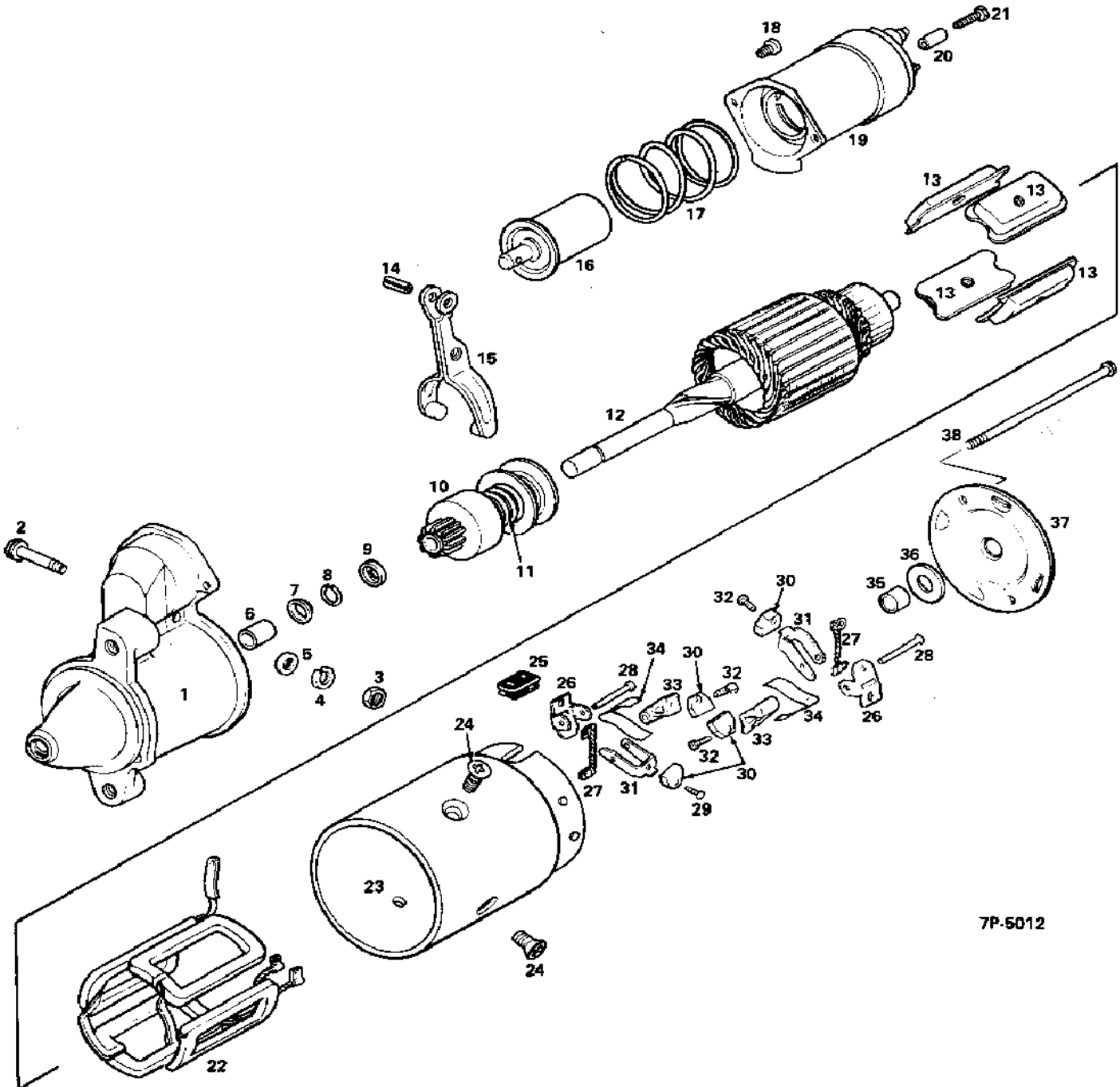
7P-19002

KEY 230 260 PART NUMBER

**7.020 LAMP — DOME AND SPEAKER**

1	2	2	8732777	LENS—dome lamp (prior to 1978)
1	2	2	20013679	LENS—dome lamp (1978)
2	4	4	—	SCREW—dome lamp reflector No. 6-20 x 1/2 pan hd. cross rec. (procure locally)
3	2	2	8732779	REFLECTOR—dome lamp (prior to 1978)
3	2	2	20030351	REFLECTER—dome lamp (1978)
4	2	2	694050	PANEL—dome lamp and speaker
5	8	8	—	SCREW—mounting, panel No. 8-18 x 7/8 ov. hd. cross rec. (procure locally)
6	8	8	—	NUT—panel mounting screw No. 8-18 clip type (procure locally)
7	2	2	699019	COVER—speaker hole (w/out radio)
8	4	4	9419761	NUT—hole cover 1/8 dia. stud type stamped skw. (procure locally)
9	2	2	9341561	SPEAKER—radio
10	2	2	9431808	BULB—dome lamp No. 211
11	2	2	8910940	HARNES—front roof wiring
12	2	2	1386691	SWITCH—dome lamp
13	4	4	—	SCREW—dome lamp switch (ref. 9414714) (# 8-18 x 3/4)

ELECTRICAL



7P-5012

7.025 MOTOR - STARTING

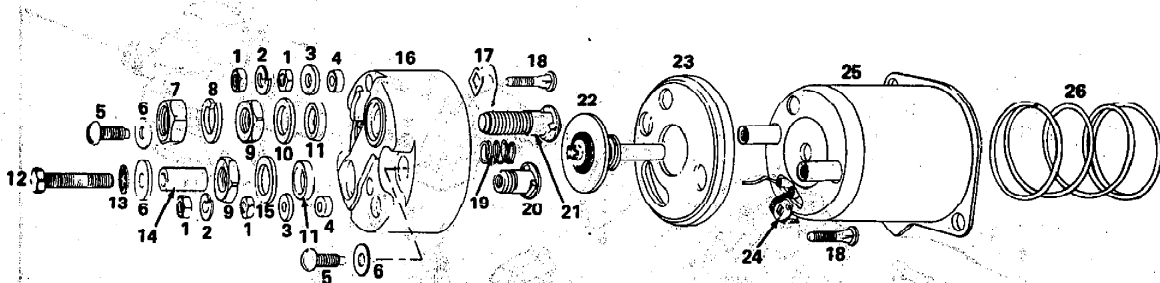
## 7.025 MOTOR — STARTING

—	1	1	<b>1108522</b>	MOTOR ASSY.—starting (repl. 1108352) (prior to 1975) (ref. only) (w/413610, 416542, 417794, 418694 engine)
—	1	1	<b>1108761</b>	MOTOR ASSY.—starting (eff. w/1975) (repl. 1108522) (ref. only) (w/413610, 416542, 417794, 418694 engine)
—	1	1	<b>1109027</b>	MOTOR ASSY.—starting (repl. 1108522, 1108761 & 1108795) (w/413610, 416542, 417794, 418694, 556626 & 556627 engine)
—	1	1	<b>1108795</b>	MOTOR ASSY.—starting (eff. w/interm. 1977) (w/556626, 556627 engine) (ref. only)
—	1	1	<b>1109069</b>	MOTOR ASSY.—starting (eff. w/1978) (w/561032, 561033 engine)
1	1	1	<b>1969357</b>	HOUSING—drive
2	1	1	<b>1932197</b>	STUD—shift lever
3	1	1	—	NUT—H 5/16-18 (procure locally)
4	1	1	—	WASHER—lock 5/16 (procure locally)
5	1	1	—	WASHER—flat 5/16 (procure locally)
6	1	1	<b>1932190</b>	BUSHING—drive
7	1	1	<b>1927849</b>	COLLAR—stop DE
8	1	1	<b>1927848</b>	RING—stop. DE
9	1	1	<b>1927850</b>	COLLAR—thrust DE
10	1	1	<b>1954842</b>	DRIVE—starting motor (w/413610, 416542, 417794, 418694 engine)
10	1	1	<b>1875687</b>	DRIVE—starting motor (eff. w/interm. 1977) (w/556626, 556627, 561032, 561033 engine)
11	1	1	<b>1932196</b>	SPRING—drive
12	1	1	<b>1970548</b>	ARMATURE
13	4	4	<b>1931129</b>	SHOE—pole (w/1108352 motor assy.)
13	4	4	<b>810601</b>	SHOE—pole (w/1108522, 1108761 & 1108975 motor assy.)
14	1	1	<b>456662</b>	PIN—shift lever (repl. 455106) (w/1108522, 1108761, 1109027 motor assy.)
14	1	1	<b>1894321</b>	PIN—shift lever (w/1109069 motor assy.)
15	1	1	<b>1951567</b>	LEVER—shift (w/1108352, 1108761 & 1108795 motor assy.)
15	1	1	<b>801433</b>	LEVER—shift (w/1108522 motor assy.)
16	1	1	<b>1941113</b>	PLUNGER
17	1	1	<b>1958679</b>	SPRING—plunger return
18	1	1	—	SCREW—solenoid mounting (1/4-20 x 1/2 fill. cross rec. hd.) (procure locally)
19	1	1	<b>1114458</b>	SOLENOID—(see group 7.026) (repl. 1114356)
20	1	1	—	CONNECTOR—solenoid (w/1114356 solenoid) (ref. 1963519)
21	1	1	—	SCREW—solenoid (over No. 10-32 x 6/16 rd. hd.) (procure locally)
22	1	1	<b>1965730</b>	COIL—field (w/1108522 & 1108352 assy.)
22	1	1	<b>1877306</b>	COIL ASSY.—field (w/1108761, 1108795 assy.)
23	1	1	<b>NS</b>	HOUSING—
24	4	4	<b>1970469</b>	SCREW—pole shoe (3/8-24-UNF-2A-thd.)
24	4	4	<b>1948396</b>	SCREW—shoe pole (w/1109069 motor assy.)
25	1	1	<b>1965047</b>	GROMMET—field frame (w/1108352 assy.)
25	1	1	<b>1846097</b>	GROMMET—field frame (w/1108522, 1108761 & 1108975 motor assy.) (.75 O.D.)
26	2	2	<b>1928015</b>	KIT—support, brush holder (supports not serviced separately) (w/413610, 416542, 417794, 418694 engine)
26	2	2	<b>1918015</b>	KIT—support, brush holder (eff. w/interm. 1977) (w/556626, 556627, 561032, 561033 engine)
27	2	2	<b>1960864</b>	LEAD—brush ground (part of 1918015 & 1928015 kit)
28	2	2	<b>1966923</b>	PIN—brush holder (part of 1918015 & 1928015 kit)
29	4	4	—	SCREW—brush ground (procure locally)
30	4	4	<b>1946400</b>	BRUSH—(repl. 1906945)
31	2	2	<b>1940477</b>	HOLDER—brush ground
32	4	4	—	SCREW—brush insulator (procure locally)
33	2	2	<b>1926618</b>	HOLDER—brush insulator
34	2	2	<b>1926622</b>	SPRING—brush
35	1	1	<b>810620</b>	BUSHING—starting motor frame
36	1	1	<b>818265</b>	WASHER—brush CE
37	1	1	<b>1928966</b>	FRAME—CE (w/1108761, 1108795, & 1109027 motor assy.)
37	1	1	<b>1974157</b>	FRAME—CE (w/1109069 motor assy.)
38	2	2	<b>1939970</b>	BOLT—thru (1/4-20-UNF-2A-thd.)
—	1	1	* <b>809593</b>	PIN—dowel DE
—	1	1	<b>1970988</b>	WASHER—spring, plunger retainer (.310 I.D. x .56 O.D.)
—	1	1	<b>1904436</b>	LOCKWIRE—drive



# ELECTRICAL

## NOTES

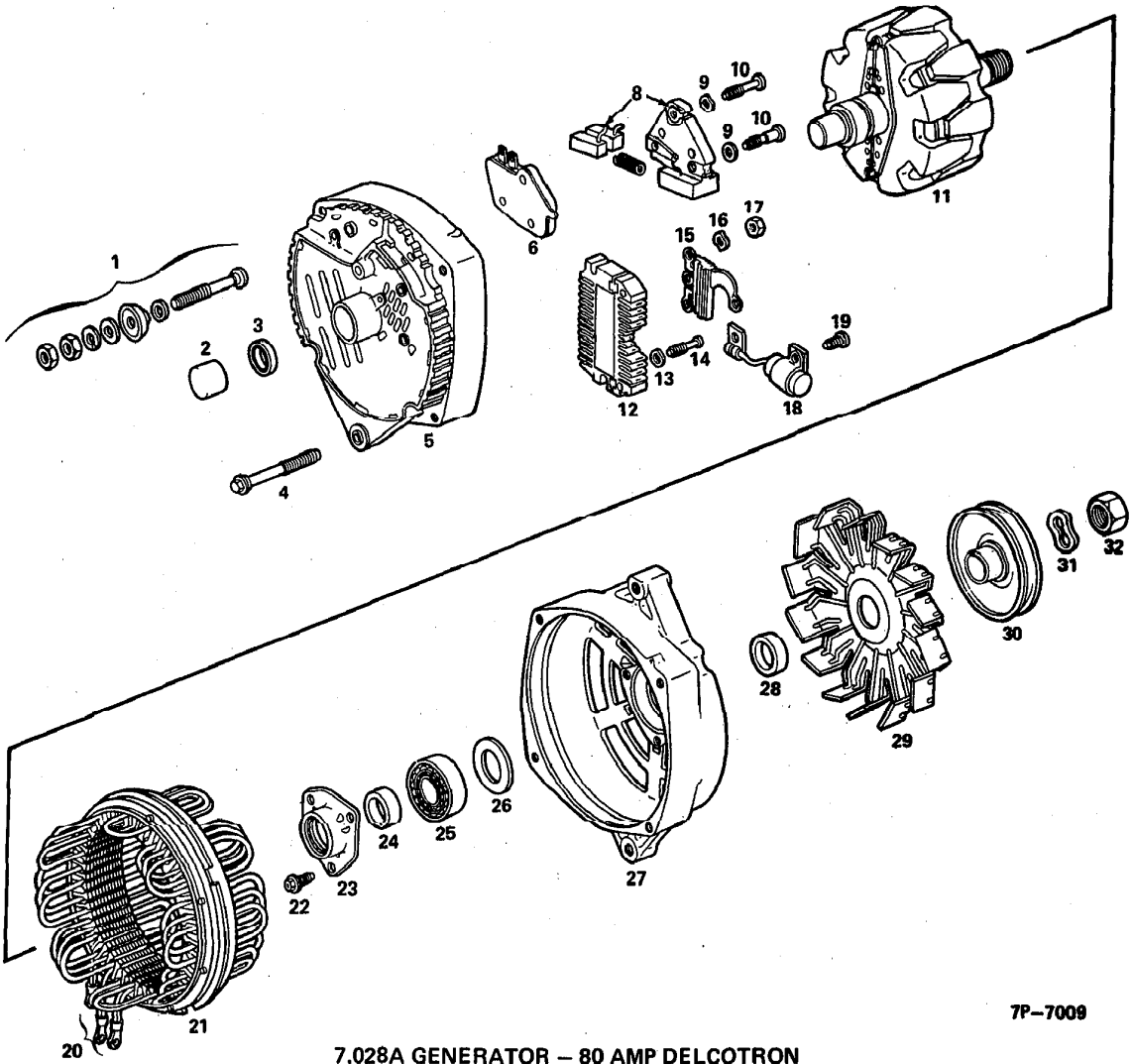


7-1123

KEY 230 260 PART NUMBER

**7.026 SOLENOID — STARTING MOTOR**

—	1	1	1114356	SOLENOID ASSY.—starting motor (ref. only) (first design)
—	1	1	1114458	SOLENOID ASSY.—starting motor (second design) (repl. 1114356)
1	4	4	NPN	NUT—motor terminal stud (No. 8-32)
2	2	2	138530	WASHER—lock terminal (No. 8) (procure locally)
3	2	2	034896	WASHER—terminal
4	2	2	—	WASHER—switch terminal (rubber) (ref. 1950071)
5	2	2	—	SCREW—attaching cover (10-32 x 7/16) (procure locally) (first design)
5	2	2	1891278	SCREW—attaching cover (second design)
6	3	3	1923935	WASHER—attaching cover screw
7	1	1	120377	NUT—terminal (3/8-16 hex)
8	1	1	—	WASHER—lock terminal (3/8) (procure locally)
9	2	2	—	NUT—terminal stud (3/8-16 hex) (procure locally)
10	1	1	1883115	WASHER—terminal sealing
11	2	2	1950064	WASHER—motor terminal stud (rubber)
12	1	1	—	SCREW—motor terminal (plain) (No. 10-32 x 1) (procure locally)
13	1	1	—	WASHER—terminal (int. lock) (No. 10) (procure locally)
14	1	1	—	CONNECTOR—terminal (ref. 1963519)
15	1	1	805790	WASHER—motor terminal stud (plain) (first design)
16	1	1	812622	WASHER—motor terminal stud (plain) (second design)
16	1	1	1875848	COVER ASSY.—(SOA) (repl. 1891552 & 1963525)
17	1	1	1935645	CONTACT—blade
18	2	2	1950069	STUD—switch and terminal
19	1	1	1853342	SPRING—plunger return
20	1	1	1955499	STUD—motor terminal
21	1	1	800487	STUD—battery terminal (repl. 1960244) (repl. 1940546)
22	1	1	1956226	CONTACT ASSY.—(incl. push rod) (SOA)
23	1	1	1966034	GASKET—cover (first design)
23	1	1	830485	GASKET—cover (second design)
24	1	1	1949538	CLIP—terminal
25	1	1	NS	HOUSING—case and coil
26	1	1	1951792	SPRING—return (first design)
26	1	1	1958679	SPRING—return (second design)
—	1	1	807295	WASHER—switch terminal (plain) (second design) (3/8 I.D. x .566 O.D.)



7.028A GENERATOR - 80 AMP DELCOTRON

7P-7009

**7.028A GENERATOR — 80 AMP DELCOTRON (prior to 1978)**

—	1	1	<b>1101015</b>	GENERATOR—80 amp Delcotron (complete) (prior to 1975)
—	1	1	<b>1101030</b>	GENERATOR—80 amp Delcotron (complete) (eff. w/ 1975) (repl. 1101016)
1	1	1	<b>1846901</b>	PACKAGE—battery terminal
2	1	1	<b>7451931</b>	BEARING—roller, slip ring end
3	1	1	<b>1961323</b>	SEAL—roller bearing, slip ring, end
4	4	4	<b>801810</b>	BOLT—through
5	1	1	<b>801813</b>	FRAME—slip ring end
6	1	1	<b>1116387</b>	REGULATOR
7	1	1	<b>1964117</b>	SPRING—brush holder
8	1	1	<b>801466</b>	HOLDER—brush (incl. spring)
9	2	2	<b>1847933</b>	WASHER—lock, brush holder screw (.176 I.D. x .410 O.D.)
10	2	2	<b>1876681</b>	SCREW—insulated, brush holder attach (w/ 1101015, 1101016 generator) (repl. 1846864) (8-32-UNC-2A-thd.)
11	1	1	<b>1877057</b>	ROTOR—(w/ 1101015 generator) (repl. 801792)
11	1	1	<b>1877057</b>	ROTOR ASSY.—(w/ 1101016 generator)
12	1	1	<b>1875645</b>	BRIDGE—rectifier (w/ 1101015, 1101016 generator) (repl. 801816)
13	1	1	<b>1847933</b>	WASHER—lock, rectifier bridge attaching screw (.176 I.D. x .410 O.D.)
14	AR	AR	<b>1876668</b>	SCREW—attaching, rectifier bridge (repl. 1970145) (8-32-UNC-2A-thd.)
15	1	1	<b>830891</b>	DIODE—(trio) (w/ 1101015 & 1101016 generator) (repl. 801817)
16	1	1	<b>1847933</b>	WASHER—lock, diode (.176 I.D. x .410 O.D.)
17	1	1	—	NUT—diode (procure locally)
18	1	1	<b>1869573</b>	BRACKET—capacitor
19	1	1	<b>1851612</b>	SCREW—capacitor (8-32 thd.)
20	3	3	<b>NS</b>	CLIP—stator lead
21	1	1	<b>801818</b>	STATOR
22	3	3	<b>1965104</b>	SCREW—ball bearing retainer plate (10-24 UNC 2A thd.)
23	1	1	<b>1971993</b>	PLATE—retainer ball bearing
24	1	1	<b>1963139</b>	COLLAR—shaft, drive end (inside)
25	1	1	<b>907998</b>	BEARING—drive end
26	1	1	<b>800832</b>	WASHER—grease slinger, drive end (.675 I.D. x 1.37 O.D.)
27	1	1	<b>801806</b>	FRAME—drive end
28	1	1	<b>1959991</b>	COLLAR—shaft, drive end (outside)
29	1	1	<b>801808</b>	FAN
30	1	1	<b>1949357</b>	PULLEY—generator (prior to 1978)
30	1	1	<b>2025923</b>	PULLEY—generator (w/ RPO L04) (1978)
31	1	1	<b>1941978</b>	WASHER—lock, shaft nut, drive end (.685 I.D. x 1.00 O.D.)
32	1	1	<b>1915172</b>	NUT—shaft, drive end (15/16 hex head)
—	1	1	<b>830478</b>	RESISTOR—regulator to ground (w/ 1101016 generator)
—	1	1	<b>801815</b>	CONNECTOR—battery term. to rect. bridge (w/ 1101016 generator)
—	3	3	<b>1851612</b>	SCREW—connector, battery terminal (w/ 1101016 generator) (8-32 thd.)

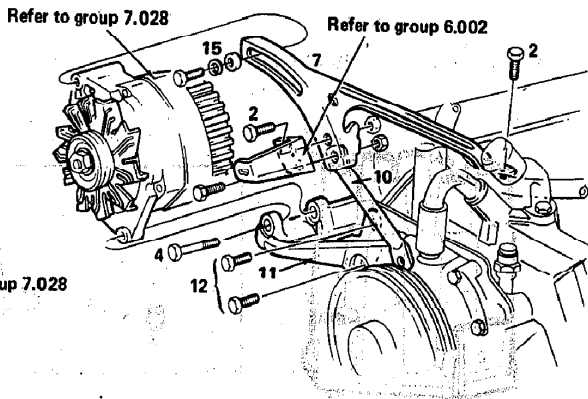
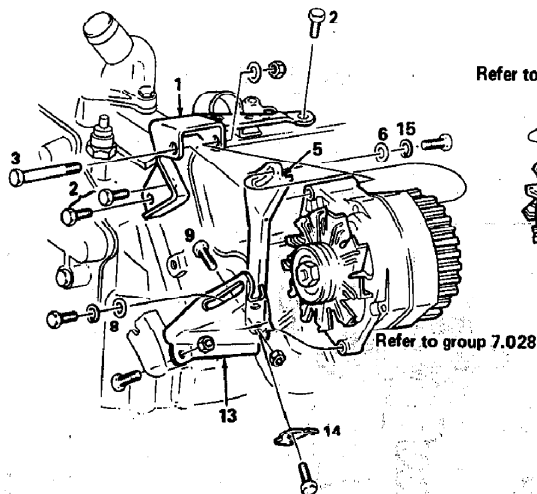
**7.028H GENERATOR — 145 AMP DELCOTRON (1978)**

—	1	1	<b>1117148</b>	GENERATOR—145 AMP (w/ RPO L04)
—	1	1	<b>801722</b>	PACKAGE ASSY.—battery terminal (SOA)
—	1	1	<b>801634</b>	FRAME ASSY.—slip ring end
—	1	1	<b>1116389</b>	REGULATOR ASSY.—generator (SOA)
—	1	1	<b>801466</b>	HOLDER ASSY.—brush
—	2	2	<b>807295</b>	WASHER—brush holder attach screw
—	2	2	<b>830335</b>	SCREW—brush holder attach (insul.)
—	2	2	<b>830338</b>	SCREW—brush holder attach
—	1	1	<b>801539</b>	ROTOR ASSY.—generator (SOA)
—	3	3	<b>1867531</b>	BRIDGE—rectifier
—	6	6	<b>1851808</b>	NUT—rectifier bridge term
—	6	6	<b>830838</b>	SCREW—rectifier bridge attach
—	5	5	<b>807295</b>	WASHER—rectifier bridge attach screw
—	2	2	<b>1966879</b>	SLEEVE—rectifier bridge attach screw (insul.)
—	1	1	<b>1919478</b>	WASHER—rectifier bridge attach screw
—	1	1	<b>801572</b>	DIODE—trio
—	1	1	<b>801565</b>	STATOR ASSY.—generator
—	4	4	<b>1846955</b>	SCREW—plate attach
—	1	1	<b>801558</b>	PLATE—cover
—	1	1	<b>801551</b>	CAPACITOR ASSY.—generator (SOA)
—	1	1	<b>1970379</b>	SCREW—capacitor attach
—	1	1	<b>1910476</b>	BRACKET—capacitor
—	1	1	<b>1971673</b>	PACKAGE ASSY.—relay terminal (SOA)

## 7.028H GENERATOR—145 AMP DELCOTRON (1978) (Cont.)

—	1	1	<b>801533</b>	FRAME—drive end
—	1	1	<b>907056</b>	BEARING ASSY.—drive end (New Departure Hyatt Bearing # Z99605-L1268 BC4)
—	1	1	<b>801535</b>	PLATE—drive end retainer
—	1	1	<b>1948407</b>	WASHER—drive end
—	4	4	<b>1931312</b>	NUT—drive end retainer attach screw
—	1	1	<b>1912008</b>	GASKET—drive end retainer plate
—	1	1	<b>1846291</b>	SCREW—drive end retainer plate attach
—	1	1	<b>1968890</b>	COLLAR—drive end outside shaft
—	1	1	<b>1968891</b>	SLINGER—drive end grease
—	1	1	<b>9418881</b>	NUT—drive end shaft
—	1	1	<b>1905406</b>	WASHER—drive end nut spring
—	1	1	<b>1969481</b>	FAN—generator
—	1	1	<b>1851808</b>	NUT—regulator stud
—	1	1	<b>1970227</b>	CAP—relay trim cover
—	4	4	<b>1968991</b>	BOLT—thru
—	1	1	<b>801548</b>	BODY—regulator connector
—	1	1	<b>801549</b>	PLATE—connector body hold down
—	1	1	<b>1970397</b>	SCREW—connector body hold down
—	1	1	<b>801532</b>	CAP—voltage adjustment
—	1	1	<b>1851165</b>	LEAD—relay terminal to heat sink
—	1	1	<b>801550</b>	CONNECTOR—rect. bridge to output
—	1	1	<b>801481</b>	LEAD—ac terminal stud
—	2	2	<b>801575</b>	LEAD—ac terminal stud
—	3	3	<b>1905125</b>	WASHER—nut
—	3	3	<b>1944973</b>	BUSHING—terminal stud nut
—	1	1	<b>1959327</b>	INSULATOR—terminal (repl. 1913436)
—	1	1	<b>1970397</b>	SCREW—rect. bridge to output terminal attach

# ELECTRICAL

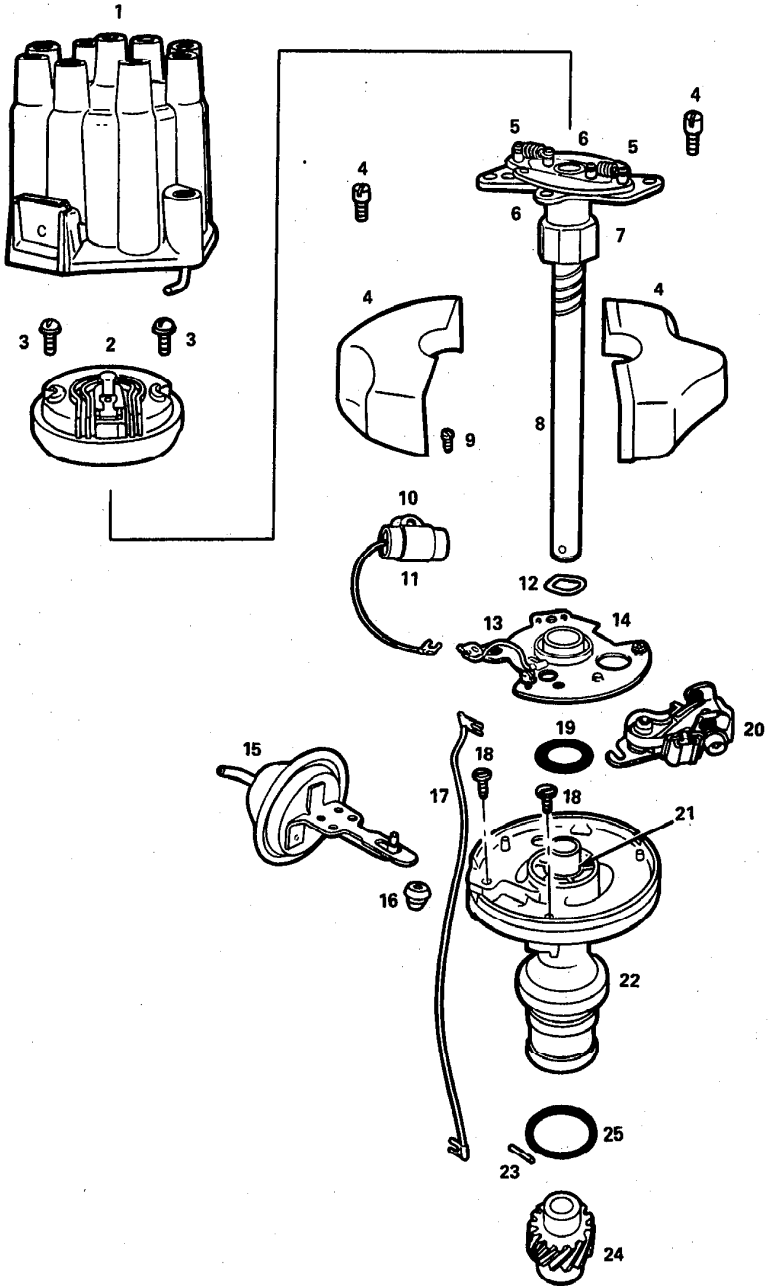


KEY	230	260	PART NUMBER	
-----	-----	-----	-------------	--

## 7.029 GENERATOR MOUNTING

1	1	1	<b>410354</b>	BRACKET—generator front mounting (w/air cond.) (w/413610 engine) (eff. w/1973 & prior to 1974)
1	1	1	<b>703569</b>	BRACKET—generator front mounting (w/air cond.) (w/413610, 416542, 417794, 418694 engine) (eff. w/1974)
1	1	1	<b>1606894</b>	BRACKET—generator front mounting (eff. w/interm. 1977) (w/556626, 556627 engine)
1	1	1	<b>2025931</b>	BRACKET ASSY.—generator front mounting (561032, 561033 engine)
2	3	3	<b>9418967</b>	BOLT—generator bracket (3/8-16 x 3/4)
3	1	1	—	BOLT—generator to bracket (w/air cond.) (procure locally)
4	1	1	<b>9437699</b>	BOLT—generator to bracket (exc./air cond.) (3/8-16 x 3 1/4) (repl. 9419063)
5	1	1	<b>410760</b>	BRACE—generator (w/air cond.) (w/410360 engine) (eff. w/1973 & prior to 1974)
5	1	1	<b>714617</b>	BRACE—generator (w/air cond.) (w/413610, 416542, 417794, 418694 engine) (eff. w/1974)
5	1	1	<b>556690</b>	BRACE—generator (eff. w/interm. 1977) (w/556626, 556627 engine)
6	1	1	<b>3834560</b>	WASHER—gen. link or brace (w/air cond.) (11/32 special)
7	1	1	<b>22604485</b>	LINK—adjusting gen. (exc./air cond.) (repl. 390146)
8	1	1	<b>3834560</b>	WASHER—gen. brace lower bolt (w/air cond.) (11/32 special)
9	2	2	<b>9430677</b>	BOLT—brace and link (w/air cond.) (repl. 9418918) (5/16-18 x 1" 300M)
10	1	1	<b>390145</b>	STRUT—adjusting link (exc./air cond.)
11	1	1	<b>397209</b>	BRACKET—generator lower (exc./air cond.)
12	3	3	<b>9427321</b>	BOLT—gen. bracket to engine (exc./air cond.) (3/8-16 x 1" 300M)
13	1	1	<b>410353</b>	LINK—adjusting generator (w/air cond.) (w/413610 engine) (eff. w/1973 & prior to 1974)
13	1	1	<b>702363</b>	ARM—adjusting generator (link) (w/air cond.) (w/413610, 416542, 417794, 418694 engine) (eff. w/1974)
13	1	1	<b>2027902</b>	ARM—adjusting generator (w/RPO LO4) (1978) (w/556626, 556627, 561032, 561033 engine)
13	1	1	<b>557460</b>	ARM—adjusting generator (std.) (1978) (w/556626, 556627, 561032, 561033 engine)
14	1	1	<b>399423</b>	LOCK—generator link (w/air cond.)
15	2	2	<b>2436163</b>	WASHER—mounting (13/32 I.D. 13/16 O.D.)
—	1	1	<b>703572</b>	BRACKET—generator rear mounting (w/air cond.) (w/413610, 416542, 417794, 418694 engine)
—	1	1	<b>556693</b>	BRACKET—generator rear mounting (eff. w/interm. 1977) (w/556626, 556627 engine) (prior to 1978)
—	1	1	<b>2025911</b>	BRACKET—rear mounting (w/RPO LO4) (eff. w/1978)
—	3	3	<b>9420462</b>	BOLT—generator front mounting bracket to engine (300M, 3/8"-16 x 1 1/4") (eff. w/interm. 1977) (w/556626, 556627, 561032, 561033 engine)
—	3	3	<b>2479541</b>	WASHER—generator front mounting bracket to engine bolt (.406 I.D. x .750 O.D. x .1196 thk.) (eff. w/interm. 1977) (w/556626, 556627, 561032, 561033 engine)
—	1	1	<b>556691</b>	SPACER—generator rear bracket (1.1/16" sq. x 9/16" lg.) (eff. w/interm. 1977) (w/556626, 556627, 561032, 561033 engine)

ELECTRICAL



7.031 DISTRIBUTOR

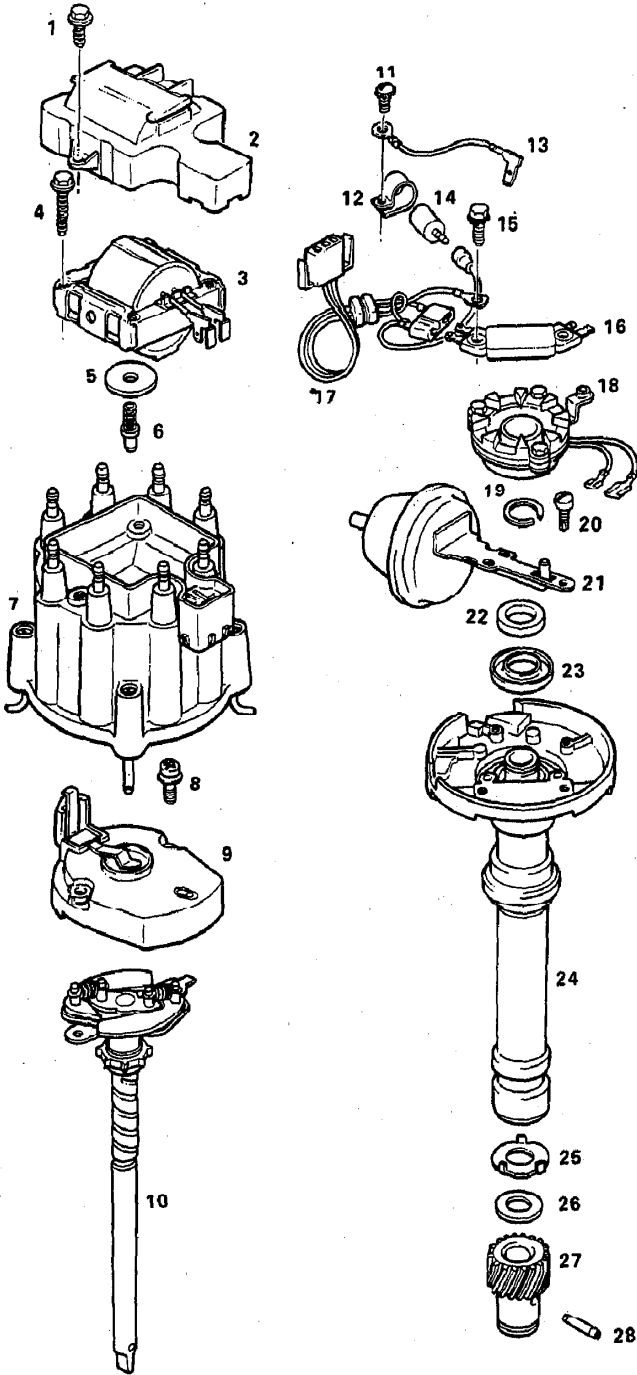
7P-6006

## 7.031 DISTRIBUTOR

-	1	1	1112172	DISTRIBUTOR ASSY.—complete. (w/413610, 416542 engine) (incl. the following items thru asterisk)
1	1	1	800061	CAP—distributor
2	1	1	1852722	ROTOR—distributor (repl. 1971247)
3	2	2	274453	SCREW—rotor attaching, incl. lockwasher (SOA)
4	1	1	1846216	PACKAGE—shield
5	2	2	1852908	SPRING—weight
6	2	2	1881371	WEIGHT
7	1	1	1943835	CAM
8	1	1	1852909	SHAFT
9	1	1	9417273	SCREW—condenser attaching (repl. 159572) (8-32 x 1/4)
10	1	1	1869573	BRACKET—condenser
11	1	1	1932004	CONDENSER
12	1	1	1932024	SPRING—contact weight retainer
13	1	1	1932002	LEAD—ground
14	1	1	1876641	PLATE—(repl. 1846122)
15	1	1	1973408	CONTROL—vacuum
16	1	1	1932023	GROMMET—housing (.54 O.D.)
17	1	1	1942518	LEAD—primary
18	2	2	454408	SCREW—control attaching
19	1	1	1951099	WASHER—felt (under breaker plate)
20	1	1	1931988	CONTACT ASSY.
21	1	1	1950569	SEAL—lubrication
22	1	1	801262	HOUSING
23	1	1	-	PIN—gear attaching (procure locally)
24	1	1	1955676	GEAR—shaft
25	1	1	NPN	O-RING—(not part of assy.)
-	1	1	1961234	SLEEVE—(on spring post)
-	1	1	1852935	PACKAGE—lubricator
-	1	1	* 1963858	RETAINER—camp lubricator (felt)
-	1	1	1938193	GROMMET—spherical (inside distributor cap) (.243 O.D.)



# ELECTRICAL



## 7.031A DISTRIBUTOR — HIGH ENERGY IGNITION (H.E.I.)

1	1	1112893	DISTRIBUTOR ASSY.—complete (w/417794 engine) (repl. 1112908)
1	1	1112945	DISTRIBUTOR ASSY.—complete (w/418694 engine)
1	1	1103267	DISTRIBUTOR ASSY.—complete (w/556626, 561032 engine)
1	1	1103299	DISTRIBUTOR ASSY.—complete (w/556627 engine) (ref. only)
1	1	1103309	DISTRIBUTOR ASSY.—complete (w/561033 engine) (repl. 1103299)
1	1	1876153	SCREW—dist. cap cover attaching (.250 hex head)
2	1	1875960	COVER—cap
3	1	1875894	COIL ASSY.—ignition (w/1112893, 1112945, 1103267, 1103299 distributor)
3	1	1876209	COIL ASSY.—ignition (1103309 distributor)
4	4	1875961	SCREW—ignition coil attaching (incl. lockwasher)
5	1	1875962	SEAL—ignition coil (rubber)
6	1	1875967	BRUSH—register (cap)
7	1	1875963	CAP—distributor (w/1112893, 1112945, 1103267, 1103299 distributor)
7	1	1893686	CAP—distributor (w/1103309 distributor)
8	1	1875948	SCREW—rotor attaching (incl. lockwasher)
9	1	1893518	ROTOR— (repl. 1891080)
10	1	830421	SHAFT ASSY.—main (w/1112893 & 1112945 distributor)
10	1	1893988	SHAFT ASSY.—main (w/1103267 distributor)
10	1	1894423	SHAFT ASSY.—main (w/1103299 distributor)
10	1	1894687	SHAFT ASSY.—main (w/1103309 distributor)
11	1	1876639	SCREW—capacitor bracket attaching (incl. lockwasher)
12	1	1869573	BRACKET—capacitor
13	1	1876155	LEAD—ground (w/1112893, 1112945, 1103267, 1103299 distributor)
13	1	1894868	LEAD—ground (w/1103309 distributor)
14	1	1876154	CAPACITOR
15	1	1891234	SCREW—module attaching, (incl. lockwasher)
16	1	1875990	MODULE
17	1	1876013	HARNES
18	1	1875981	POLE PIECE & PLATE (w/1112893, 1112945, 1103267, 1103299 distributor)
18	1	1892175	POLE PIECE & PLATE (w/1103309 distributor)
19	1	830446	RETAINER—pole piece & plate
20	1	1891239	SCREW—vacuum control attaching (8-32 x 1/2)
21	1	1973523	CONTROL—vacuum (w/1112893 & 1112945 distributor) (.72 I.D. x 1.2 O.D.)
21	1	1973609	CONTROL—vacuum (w/1103267 distributor)
21	1	1973622	CONTROL—vacuum (w/1103299 distributor)
21	1	1973634	CONTROL—vacuum (w/1103309 distributor)
22	1	1951099	WASHER—pole piece & plate, felt
23	1	1950569	SEAL—housing, distributor
24	1	1875955	HOUSING
25	1	1965864	WASHER—gear, tang-under (.500 I.D. x 1.00 O.D.)
26	1	1837617	WASHER—thrust, distributor housing (.500 I.D. x 1.00 O.D.)
27	1	1955676	GEAR
28	1	—	PIN—gear attaching (procure locally) (1/8 x 7/8) (ref. 455862)
—	1	1837617	WASHER—distr. thrust (w/1103309 distributor)
—	1	1965864	WASHER—distr. tang (w/1103309 distributor)

## 7.032 RADIO — AM/FM STEREO W/FOUR SPEAKERS

—	1	1	NS	PACKAGE ASSY.—radio (incl. bolts, nuts, washers and the following items as indicated) (ref. 2234623)
—	1	1	7314211	RECEIVER ASSY.—radio (SOA) (w/2234623 pkg. assy.)
—	1	1	NS	RECEIVER ASSY.—radio (SOA) (ref. 9345290)
—	1	1	703515	CAPACITOR ASSY.—air compressor feed-through (SOA) (w/2234623 pkg. assy.)
—	1	1	1852715	CAPACITOR ASSY.—ignition coil (SOA) (repl. 1935729) (w/2234623 pkg. assy.)
—	1	1	409609	CAPACITOR ASSY.—heater blower feed-through (SOA) (w/2234623 pkg. assy.)
—	2	2	9341561	SPEAKER ASSY.—radio front (3—1/2 inches) (SOA) (w/2234623 pkg. assy.)
—	2	2	9347820	SPEAKER ASSY.—radio rear (4 inches x 10 inches) (SOA) (repl. 7933542) (w/2234623 pkg. assy.)

**7.032 RADIO — AM/FM STEREO W/FOUR SPEAKERS (Cont.)**

—	1	1	<b>703797</b>	BRACKET—support, radio, (RH) (prior to 1977) (w/2234623 pkg. assy.)
—	1	1	<b>703796</b>	BRACKET—support, radio, (LH) (prior to 1977) (w/2234623 pkg. assy.)
—	1	1	<b>798978</b>	BRACKET—support, radio (eff. w/1977)
—	1	1	<b>8913814</b>	WIRE ASSY.—speaker, radio (SOA) (prior to Serial No. 6V100878) (w/2234623 pkg. assy.)
—	1	1	<b>12002295</b>	WIRE ASSY.—speaker, radio (eff. w/Serial No. 6V100878)
—	1	1	<b>3986829</b>	KNOB ASSY.—radio control, (RH) (SOA) (w/2234623 pkg. assy.)
—	1	1	<b>3986872</b>	KNOB ASSY.—radio control, (LH) (SOA) (w/2234623 pkg. assy.)
—	2	2	<b>3986873</b>	KNOB ASSY.—radio control, tone (SOA) (w/2234623 pkg. assy.)
—	2	2	—	BOLT ASSY.—radio receiver to bracket (SOA) (procure locally) (ref. 3996266) (w/2234623 pkg. assy.)

**7.32H RADIO — AM/FM STEREO W/SIX SPEAKERS**

—	1	1	<b>7898450</b>	RECEIVER ASSY.—radio (SOA)
—	2	2	<b>NPN</b>	NUT—radio receiver to instrument panel (ref. 7279805) (procure locally)
—	1	1	<b>3986829</b>	KNOB ASSY.—radio control, RH (SOA)
—	1	1	<b>3986872</b>	KNOB ASSY.—radio control LH (SOA)
—	2	2	<b>3986873</b>	KNOB ASSY.—radio control, tone (SOA)
—	2	2	<b>16000680</b>	SPEAKER ASSY.—radio front (86.1 O.D.) (SOA)
—	—	2	<b>2028765</b>	SPEAKER ASSY.—radio center (SOA)
—	2	2	<b>7898980</b>	SPEAKER ASSY.—radio rear (SOA)
—	1	1	<b>409609</b>	CAPACITOR ASSY.—heater blower feed-through (SOA)

**7.033 RADIO — AM/FM W/STEREO TAPE PLAYER W/FOUR SPEAKERS**

—	1	1	<b>NS</b>	PACKAGE ASSY.—radio (incl. bolts, nuts, washers and the following items as indicated) (ref. 2234625)
—	1	1	<b>NS</b>	RECEIVER ASSY.—radio (SOA) (repl. 7930121) (ref. 7895373) (prior to 1977) (w/2234625 pkg. assy.)
—	1	1	<b>7898160</b>	RECEIVER ASSY.—radio (SOA)
—	1	1	<b>9342545</b>	CONNECTOR ASSY.—(SOA) (w/2234625 pkg. assy.)
—	1	1	<b>703515</b>	CAPACITOR ASSY.—air compressor feed-through (SOA) (w/2234625 pkg. assy.)
—	1	1	<b>1852715</b>	CAPACITOR ASSY.—ignition coil (SOA) (repl. 1935729) (w/2234625 pkg. assy.)
—	1	1	<b>409609</b>	CAPACITOR ASSY.—heater blower feed-through (SOA) (w/2234625 pkg. assy.)
—	2	2	<b>9341561</b>	SPEAKER ASSY.—radio (3—1/2 inches) (front) (SOA) (w/2234625 pkg. assy.)
—	2	2	<b>9347820</b>	SPEAKER ASSY.—radio (4 inches x 10 inches) (rear) (SOA) (repl. 7933542) (w/2234625 pkg. assy.)
—	1	1	<b>703797</b>	BRACKET—support, (RH) (prior to 1977) (w.2234625 pkg. assy.)
—	1	1	<b>703796</b>	BRACKET—support, (LH) (prior to 1977) (w/2234625 pkg. assy.)
—	1	1	<b>NPN</b>	BRACKET—support, radio (eff. w/1977)(ref. 798978) (procure locally)
—	1	1	<b>8913814</b>	WIRE ASSY.—speaker, radio (SOA) (w/2234625 pkg. assy.)
—	1	1	<b>3986829</b>	KNOB ASSY.—radio control, (RH) (SOA) (w/2234625 pkg. assy.)
—	1	1	<b>3986872</b>	KNOB ASSY.—radio control, (LH) (SOA) (w/2234625 pkg. assy.)
—	2	2	<b>3986873</b>	KNOB ASSY.—radio control, tone (SOA) (w/2234625 pkg. assy.)
—	2	2	—	BOLT ASSY.—radio receiver to bracket (SOA) (procure locally) (ref. 3996266) (w/2234625 pkg. assy.)

**7.033H RADIO — AM/FM W/STEREO TAPE PLAYER, W/SIX SPEAKERS**

—	1	1	<b>995998</b>	RECEIVER ASSY.—radio (SOA) (repl. 7898510)
—	2	2	<b>7279805</b>	NUT—radio receiver to instrument panel
—	1	1	<b>3986829</b>	KNOB ASSY.—radio control, RH (SOA)
—	1	1	<b>3986872</b>	KNOB ASSY.—radio control, LH (SOA)
—	1	1	<b>3986873</b>	KNOB ASSY.—radio control, tone (SOA)
—	2	2	<b>16000680</b>	SPEAKER ASSY.—radio front (86.01 O.D.) (SOA)
—	—	2	<b>2028765</b>	SPEAKER ASSY.—radio center (SOA)
—	2	2	<b>7898980</b>	SPEAKER ASSY.—radio rear (SOA)
—	1	1	<b>409609</b>	CAPACITOR ASSY.—heater blower feed-through feed (SOA)

**7.034 RADIO — AM W/FOUR SPEAKERS**

-	1	1	<b>NS</b>	PACKAGE ASSY.—radio (incl. bolts, nuts, washers and the following items as indicated) (ref. 2234621)
-	1	1	<b>703515</b>	CAPACITOR ASSY.—air compressor feed-through (SOA) (w/2234621 pkg. assy.)
-	1	1	<b>1852715</b>	CAPACITOR ASSY.—ignition coil (SOA) (repl. 1935729) (w/2234621 pkg. assy.)
-	1	1	<b>409609</b>	CAPACITOR ASSY.—heater blower feed-through (SOA) (w/2234621 pkg. assy.)
-	2	2	<b>9341561</b>	SPEAKER ASSY.—radio (3—1/2 inches) (front) (SOA) (w/2234621 pkg. assy.)
-	2	2	<b>9347820</b>	SPEAKER ASSY.—radio (4 inches x 10 inches) (rear) (SOA) (repl. 7933542) (w/2234621 pkg. assy.)
-	1	1	<b>703797</b>	BRACKET—support, radio, (RH) (prior to 1977) (w/2234621 pkg. assy.)
-	1	1	<b>2001434</b>	BRACKET—support, radio (eff. w/1977)
-	1	1	<b>8913814</b>	WIRE ASSY.—speaker, radio (SOA) (w/2234621 pkg. assy.)
-	1	1	<b>3986829</b>	KNOB ASSY.—radio control, (RH) (SOA) (w/2234621 pkg. assy.)
-	1	1	<b>3986872</b>	KNOB ASSY.—radio control, (LH) (SOA) (w/2234621 pkg. assy.)
-	2	2	<b>3886873</b>	KNOB ASSY.—radio control, tone (SOA) (w/2234621 pkg. assy.)
-	1	1	—	BOLT ASSY.—radio receiver to bracket (SOA) (procure locally) (ref. 3996266) (w/2234621 pkg. assy.)

**7.035 RADIO — AM/STEREO TAPE PLAYER W/FOUR SPEAKERS**

-	1	1	<b>NS</b>	PACKAGE ASSY.—radio (incl. bolts, nuts, washers and the following items as indicated) (ref. 2234624)
-	1	1	<b>NS</b>	RECEIVER ASSY.—radio (SOA) (repl. 7930061) (prior to 1977) (w/2234624 pkg. assy.)
-	1	1	<b>7898150</b>	RECEIVER ASSY.—radio (SOA) (eff. w/1977)
-	1	1	<b>1852715</b>	CAPACITOR ASSY.—ignition coil (SOA) (repl. 1935729) (w/2234624 pkg. assy.)
-	1	1	<b>409609</b>	CAPACITOR ASSY.—heater blower feed-through (SOA) (w/2234624 pkg. assy.)
-	2	2	<b>9341561</b>	SPEAKER ASSY.—radio (3—1/2 inches) (front) (SOA) (w/2234624 pkg. assy.)
-	2	2	<b>9347820</b>	SPEAKER ASSY.—radio (4 inches x 10 inches) (rear) (SOA) (repl. 7933542) (w/2234624 pkg. assy.)
-	2	2	<b>2005376</b>	SPEAKER ASSY.—radio center
-	1	1	<b>703797</b>	BRACKET—support, (RH) (prior to 1977) (w/2234624 pkg. assy.)
-	1	1	<b>703796</b>	BRACKET—support, (LH) (prior to 1977) (w/2234624 pkg. assy.)
-	1	1	<b>798978</b>	BRACKET—support, radio (eff. w/1977)
-	1	1	<b>8913814</b>	WIRE ASSY.—speaker, radio (SOA) (w/2234624 pkg. assy.)
-	1	1	<b>3986829</b>	KNOB ASSY.—radio control, (RH) (SOA) (w/2234624 pkg. assy.)
-	1	1	<b>3986872</b>	KNOB ASSY.—radio control, (LH) (SOA) (w/2234624 pkg. assy.)
-	2	2	<b>3986873</b>	KNOB ASSY.—radio control, tone (SOA) (w/2234624 pkg. assy.)
-	2	2	—	BOLT ASSY.—radio receiver to bracket (SOA) (procure locally) (ref. 3996266) (w/2234624 pkg. assy.)
-	1	1	<b>9342545</b>	CONNECTOR ASSY.—(SOA) (w/2234624 pkg. assy.)

**7.036 RADIO — AM/FM MONO W/FOUR SPEAKERS**

-	1	1	<b>NS</b>	PACKAGE ASSY.—radio (incl. bolts, nuts, washers and the following items as indicated) (ref. 2234622)
-	1	1	<b>NS</b>	RECEIVER ASSY.—radio (SOA) (ref. 7933301) (w/2234622 pkg. assy.)
-	1	1	<b>703515</b>	CAPACITOR ASSY.—air compressor feed-through (SOA) (w/2234622 pkg. assy.)
-	1	1	<b>1852715</b>	CAPACITOR ASSY.—ignition coil (SOA) (repl. 1935729) (w/2234622 pkg. assy.)
-	1	1	<b>409609</b>	CAPACITOR ASSY.—heater blower feed-through (SOA) (w/2234622 pkg. assy.)
-	2	2	<b>9341561</b>	SPEAKER ASSY.—radio, front (3—1/2 inches) (SOA) (w/2234622 pkg. assy.)
-	2	2	<b>9347820</b>	SPEAKER ASSY.—radio, rear (4 inches x 10 inches) (SOA) (repl. 7933542) (w/2234622 pkg. assy.)

## ELECTRICAL

KEY 230 260 PART NUMBER

## 7.036 RADIO — AM/FM MONO W/FOUR SPEAKERS (Cont.)

—	1	1	<b>703797</b>	BRACKET—support, radio, (RH) (prior to 1977) (w/2234622 pkg. assy.)
—	1	1	<b>703796</b>	BRACKET—support, radio, (LH) (prior to 1977) (w/2234622 pkg. assy.)
—	1	1	<b>798978</b>	BRACKET—support, radio (eff. w/1977)
—	1	1	<b>8913814</b>	WIRE ASSY.—speaker, radio (SOA) (w/2234622 pkg. assy.)
—	1	1	<b>3986829</b>	KNOB ASSY.—radio control, (RH) (SOA) (w/2234622 pkg. assy.)
—	1	1	<b>3986872</b>	KNOB ASSY.—radio control, (LH) (SOA) (w/2234622 pkg. assy.)
—	2	2	<b>3986873</b>	KNOB ASSY.—radio tone control, (SOA) (w/2234622 pkg. assy.)

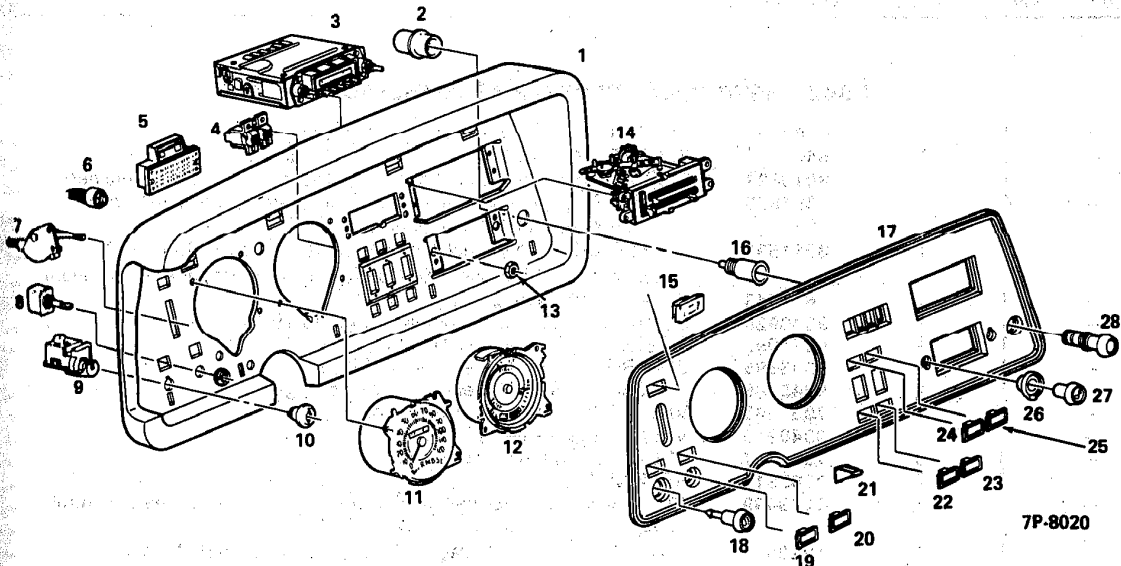
## 7.037 ANTENNA — RADIO

—	1	1	<b>713739</b>	ANTENNA ASSY.—(repl. 699103)
—	1	1	<b>2021804</b>	ANTENNA ASSY.—C/B
—	1	1	<b>704520</b>	CONDUIT—antenna
—	1	1	<b>665880</b>	MAST ASSY.—antenna (incl. nut)
—	1	1	<b>665884</b>	NUT—mounting, antenna (chrome plated) (used w/699103)
—	1	1	—	GASKET—antenna, mounting (procure locally) (ref. 665881)
—	1	1	—	SEAL—antenna, mounting (procure locally) (ref. 689693)
—	1	1	—	WASHER—antenna (chrome plated) (procure locally) (ref. 665882)
—	1	1	<b>719391</b>	EXTENSION ASSY.—antenna lead in
—	1	1	<b>719390</b>	NUT—mounting, antenna (chrome plated) (used w/713739)

## 7.038 COIL — IGNITION AND WIRING

—	1	1	<b>6292319</b>	WIRE SET—ignition
—	1	1	<b>1115238</b>	COIL ASSY.—ignition (prior to Serial No. 5V100472) (repl. 1115221)
—	1	1	<b>12002211</b>	HARNESS ASSY.—high energy ignition (spark plug) (SOA) (eff. w/serial no. 5V100472) (repl. 12000022) (413610, 416542, 417794, 418694 engine)
—	1	1	<b>12002210</b>	HARNESS ASSY.—high energy ignition (spark plug) (eff. w/interm. 1977) (prior to 1978) (w/556626, 556627 engine)
—	1	1	<b>12002211</b>	HARNESS ASSY.—high energy ignition (spark plug) (1978) (w/561032, 561033 engine)
—	1	1	<b>8916005</b>	CABLE ASSY.—No. 1 spark plug (repl. 8904948) (prior to Serial No. 5V100472)
—	2	2	<b>8916002</b>	CABLE ASSY.—No. 2 and 4 spark plug (repl. 8904941) (prior to Serial No. 5V100472)
—	1	1	<b>8915242</b>	CABLE ASSY.—No. 3 spark plug (repl. 8910879) (prior to Serial No. 5V100472)
—	2	2	<b>8916007</b>	CABLE ASSY.—No. 5 and 8 spark plug (repl. 8904917) (prior to Serial No. 5V100472)
—	2	2	<b>8916008</b>	CABLE ASSY.—No. 6 and 7 spark plug (repl. 8910044) (prior to Serial No. 5V100472)
—	1	1	<b>6297881</b>	CABLE ASSY.—coil to distributor (prior to Serial No. 5V100472)
—	1	1	<b>8900174</b>	RETAINER—spark plug cable (LH) (prior to Serial No. 5V100472) (w/413610, 416542, 417794, 418694 engine)
—	3	3	<b>8917143</b>	RETAINER—spark plug cable (eff. w/Serial No. 5V100472) (w/413610, 416542, 417794, 418694 engine)
—	1	1	<b>8917144</b>	RETAINER—spark plug cable (eff. w/Serial No. 5V100472) (w/413610, 416542, 417794, 418694 engine)
—	1	1	<b>657558</b>	RETAINER—spark plug cable (eff. w/Serial No. 5V100472) (repl. 3830786) (w/413610, 416542, 417794, 418694 engine)
—	2	2	<b>367111</b>	RETAINER—spark plug cable (eff. w/interm. 1977) (w/556626, 556627 engine)
—	1	1	<b>3816659</b>	RETAINER—spark plug cable (eff. w/1977) (w/556626 & 556627 engine)
—	1	1	<b>8917256</b>	CLIP—retainer, ignition (eff. w/Serial No. 5V100472) (repl. 8911554)
—	1	1	<b>550208</b>	BRACKET—spark plug cable (RH) (w/417794, 418694 engine)
—	1	1	<b>417733</b>	BRACKET—spark plug cable (LH) (w/418694 engine)
—	1	1	<b>555469</b>	BRACKET—spark plug cable (LH) (w/417794 engine)

# ELECTRICAL



7P-8020

Qty 230 260 PART NUMBER

## 7.042 INSTRUMENT CLUSTER ASSEMBLY

1	1	1	695697	CLUSTER ASSY.—foam ring instrument (ref. only)
1	1	1	2003206	CLUSTER ASSY.—foam ring instrument (repl. 695697 (repl. 790064)
2	1	1	3986869	HOUSING ASSY.—cigarette lighter
3	1	1	2234621	RADIO ASSY.—(ref. only)
4	AR	AR	700994	SWITCH—fuel tank selector
5	1	1	8989860	TELL-TALE ASSY.—cruise, door, water, belts low fuel, parking brakes (see 7.045) (repl. 6499752)
6	1	1	1597232	SWITCH ASSY.—electronic, low fuel (repl. 1596747, 6495299)
7	1	1	699111	CABLE CONTROL ASSY.—windshield wiper
8	1	1	702795	SWITCH ASSY.—electronic windshield wiper
9	1	1	1995194	SWITCH ASSY.—lighting (repl. 1995186)
10	1	1	1952727	NUT—mounting, light switch
11	1	1	6499484	CLUSTER ASSY.—miles instrument (see group 7.043) (prior to Serial No. 6V100878) (ref. only)
11	1	1	8989366	CLUSTER ASSY.—miles instrument (see group 7.043) (eff. w/Serial No. 6V100878) (repl. 6499484) (MPH & KPH)
12	1	1	8989907	GAUGE ASSY.—cluster (fuel, oil, temp.) (eff. w/Serial No. 6V100878)
12	1	1	6499489	GAUGE ASSY.—cluster (fuel, temp., oil, generator, brake) (prior to Serial No. 6V100878)
13	2	2	—	NUT—radio receiver (procure locally) (ref. 7279805) (7/16-28-UNEF-2B-thd.)
14	1	1	9340926	CONTROL—heater and a/c (prior to 1975)
14	1	1	9345095	CONTROL—heater and a/c (eff. w/1975 & prior to 1977)
14	1	1	7898865	CONTROL ASSY.—heater, defroster & a/c (repl. 7895845) (eff. w/1977)
16	1	1	697216	PLATE ASSY.—name, instrument panel (wiper)
16	1	1	3986870	RETAINER ASSY.—cigarette lighter (repl. 6258260)
17	1	1	—	BEZEL—instrument cluster (see group 23.050)
18	1	1	3986886	ROD ASSY.—light switch
19	1	1	697208	PLATE ASSY.—name, instrument panel (lights)
20	1	1	697225	PLATE ASSY.—name, instrument panel (washer)
21	1	1	699118	BUTTON—windshield wiper switch
22	1	1	699636	PLATE ASSY.—name, instrument panel (fuel aux.)
23	1	1	699633	PLATE ASSY.—name, instrument panel (bat. booster)
24	1	1	699635	PLATE ASSY.—name, instrument panel (fuel main)
25	1	1	699634	PLATE ASSY.—name, instrument panel (bat. normal)
26	1	1	3986873	KNOB ASSY.—radio tone control
27	1	1	3986872	KNOB ASSY.—radio control volume
28	1	1	344803	LIGHTER ASSY.—cigarette (repl. 3986887)
—	1	1	6499811	CABLE ASSY.—shift indicator
—	1	1	—	PIN ASSY.—shift indicator cable pivot (ref. 701589)

## 7.042 INSTRUMENT CLUSTER ASSEMBLY (Cont.)

—	1	1	6462137	SENDER UNIT ASSY.—engine oil pressure
—	1	1	6402383	SENDER UNIT ASSY.—engine water temperature
—	1	1	8910897	RIBBON ASSY.—instrument panel illumination (w/695895 retainer)
—	4	4	695895	RETAINER—battery normal and fuel main (name plate to instrument panel) & w/8910897 ribbon assy.
—	1	1	8911591	SOCKET ASSY.—light (incl. lens & bulb) (socket assy. 8911591 connects to ribbon assy 8910897 for instrument panel illumination)
—	1	1	676543	STRAP—instrument panel
—	1	1	9340926	CONTROL ASSY.—a/c and heater (prior to 1975)
—	1	1	9345095	CONTROL ASSY.—a/c and heater (eff. w/1975)
—	1	1	9343695	CONTROL ASSY.—heater (prior to 1975)
—	1	1	9345085	CONTROL ASSY.—heater (eff. w/1975)
—	1	1	7932345	VALVE ASSY.—temperature (3-port)
—	1	1	9340919	VALVE ASSY.—select (9-port)
—	3	3	7304177	KNOB—select. temperature and blower
—	2	2	7308915	RETAINER—dial
—	1	1	1223499	DIAL PACKAGE—(incl. dial, knobs and retainers) (a/c & heater control assy.)
—	1	1	1223501	DIAL PACKAGE—(incl. dial, knobs and retainers) (part of 9343695 heater control assy.)
—	1	1	1223595	DIAL KIT—(incl. knobs and retainers) (part of 9345085 heater control assy.) (SOA)
—	1	1	1223619	DIAL KIT—(includes knobs and retainers) (part of 9345095 a/c & heater control)
—	1	1	9342580	LEVER ASSY.—temperature (part of 9345085, 9345095 control assy.) (SOA)
—	1	1	9342581	LEVER ASSY.—select (part of 9345085, 9345095 control assy.) (SOA)
—	1	1	7932904	CAM—cable drive (part of 9345085, 9345095 control assy.)
—	1	1	7932907	CAM—temperature (part of 9345095 control assy.)
—	1	1	356135	MODULE ASSY.—probe, low coolant (black plastic)

## 7.043 SPEEDOMETER AND DRIVE

—	1	1	6499484	CLUSTER ASSY.—(includes next 7 items) (prior to Serial No. 6V100878) (ref. only)
—	3	3	6465923	SOCKET ASSY.—cold (repl. 6456309)
—	4	4	6288046	SOCKET ASSY.—hi-beam (repl. 6459502)
AR	AR	AR	6456923	SOCKET ASSY.—illumination SOA
—	1	1	6499519	SPEEDOMETER ASSY.
—	2	2	9425542	BULB
—	2	2	6458053	LENS—cluster, miles/gauge (4" O.D.) SOA
—	1	1	6493204	CIRCUIT—printed
—	1	1	8989366	CLUSTER ASSY.—Miles instrument (eff. w/Serial No. 6V100878) (incl. next 6 items) (repl. 6499484)
—	1	1	6456923	SOCKET ASSY.—cold (used w/8989366) SOA
—	2	2	6288046	SOCKET ASSY.—hi-beam (used w/8989366) SOA (repl. 6459502)
—	2	2	6456923	SOCKET ASSY.—illumination (used w/8989366) SOA
—	1	1	8989939	SPEEDOMETER ASSY.—Miles instrument (used w/8989366) SOA
—	1	1	6458053	LENS—cluster (used w/8989366)
—	1	1	6493204	CIRCUIT ASSY.—printed (used w/8989366) SOA
—	3	3	—	CLIP—speedometer driven gear (procure locally) (ref. 127879)
—	1	1	716612	GROMMET—speedocable thru firewall
—	1	1	8625094	RETAINER—gear, speedometer drive
—	1	1	9419000	SCREW ASSY.—speedometer drive gear (1/4-20 x 1/2 hex)
—	1	1	103319	WASHER—lock, speedometer drive gear screw (1/4)
—	1	1	9422232	SCREW—clip, speedometer drive gear (5/16-12 x 5/8)
—	1	1	699605	SHAFT ASSY.—flexible, speedometer
—	—	1	790600	SHAFT ASSY.—flexible, speedo to sensing switch (w/low note, 76 DBA)
—	—	1	6478129	SHAFT ASSY.—flexible, sensing switch to trans. (w/low note, 76 DBA) (repl. 6478272)

## 7.045 LAMP — INSTRUMENTS AND TELL TALE

1	1	6499752	LAMP ASSY.—tell tale (incl. next 4 items)
1	1	6499755	CIRCUIT ASSY.—printed (w/6499752 lamp assy.)
7	7	6499601	SOCKET ASSY.—(w/6499752 lamp assy.)
1	1	6499754	FILTER—tell tale (w/6499752 lamp assy.)
1	1	6499753	HOUSING—tell tale (w/6499752 lamp assy.)
1	1	8989860	LAMP ASSY.—tell tale (incl. next (4) items)
1	1	8989864	CIRCUIT ASSY.—printed SOA (w/8989860 lamp assy.)
8	8	8987452	SOCKET—tell tale (w/8989860 lamp assy.)
1	1	8989861	FII TFR—tell tale (w/8989860 lamp assy.)
1	1	8989512	HOUSING—tell tale (w/8989860 lamp assy.)
1	1	6499489	GAUGE ASSY.—cluster (incl. fuel, oil and temperature gauge)
1	1	697216	PLATE ASSY.—name, windshield wiper switch
1	1	697208	PALTE ASSY.—name, lamp switch
1	1	697225	PLATE ASSY.—name, windshield wiper switch
1	1	699633	PLATE ASSY.—name, battery boost
1	1	699634	PLATE ASSY.—name, battery normal
1	1	699635	PLATE ASSY.—name, main fuel tank
1	1	699636	PLATE ASSY.—name, auxiliary fuel tank
1	1	695895	RETAINER—battery normal and fuel main name plate to instrument panel
1	1	8910897	RIBBON ASSY.—illumination, instrument panel
1	1	326178	COVER—instrument panel radio opening
1	1	326179	RETAINER—cover, instrument panel radio opening
1	1	6481170	CIRCUIT—printed SOA
3	3	6456923	SOCKET ASSY.—cold (repl. 6456309)
4	4	6459502	SOCKET ASSY.—hi-beam SOA
2	2	9425542	BULB—hi-beam lamp
2	2	6458083	LENS—hi-beam lamp
1	1	6493721	FILTER—generator & brake
8	8	1550706	BULB PKG.—tell tale (pkg. of 10)
1	1	2006642	BULB & FUSE KIT—drive convenience (emergency)

## 7.050 SENDING UNIT — HOLDING TANK

1	1	6429634	SENDER ASSY.—holding unit (repl. 6429587)
1	1	1516395	GASKET—sender unit
1	1	6429637	GASKET—holding tank sender
1	1	2987004	WIRE—ground, sending unit (use w/6429587 sender)
2	2	—	NUT ASSY.—wire to sending unit (repl. 271169) (use w/6429587 sender) (procure locally)
2	2	—	WASHER—wire to sending unit (procure locally) (ref. 138479)

## 7.070 SWITCHES — MISCELLANEOUS

1	1	1597232	SWITCH ASSY.—low fuel (electronic) (repl. 1596747, 1597232 (repl. 6495299)
1	1	9794682	SWITCH ASSY.—stop lamp and cruise control (repl. 3902264)
1	1	3886907	SWITCH ASSY.—stop lamp (standard) (see brake pedal illustration)
1	1	1994153	SWITCH ASSY.—safety, transmission and backing lamp
2	2	3981828	RETAINER—safety switch, transmission and backing lamp
2	2	1386691	SWITCH ASSY.—dome lamp (see dome lamp and speaker illustration)
1	1	1997043	SWITCH ASSY.—dimmer, headlamp
1	1	1995194	SWITCH ASSY.—headlamp (repl. 1995186)
1	1	3986886	ROD ASSY.—headlamp switch
1	1	20071252	CYLINDER ASSY.—lock, ignition switch (1973) (repl. 413898)
1	1	20071252	CYLINDER—lock, ignition switch (1974) (repl. 9735300)
1	1	1681300	CYLINDER ASSY.—lock, ignition switch (eff. w/1975)
1	1	9662504	SWITCH ASSY.—door ajar
1	1	673499	FLASHER—turn signal and warning (prior to 1977)
1	1	491392	FLASHER ASSY.—turn signal (eff. w/1977)
1	1	673499	FLASHER ASSY.—hazard lamp (eff. w/1977)
—	1	790319	SWITCH ASSY.—battery (rocker) (eff. w/1975)
1	1	700994	SWITCH ASSY.—dual battery (rocker) (prior to 1975)
1	1	694946	SWITCH—low air warning (refer group 14.002 for illustration) (prior to Serial No. 6V100878)
1	1	444148	TEE—low air warning switch (refer group 14.002 for illustration)
1	1	494883	SWITCH—city country horn (used w/9000062 horn assy.)



## ELECTRICAL

KEY 230 260 PART NUMBER

## 7.070 SWITCHES — MISCELLANEOUS (Cont.)

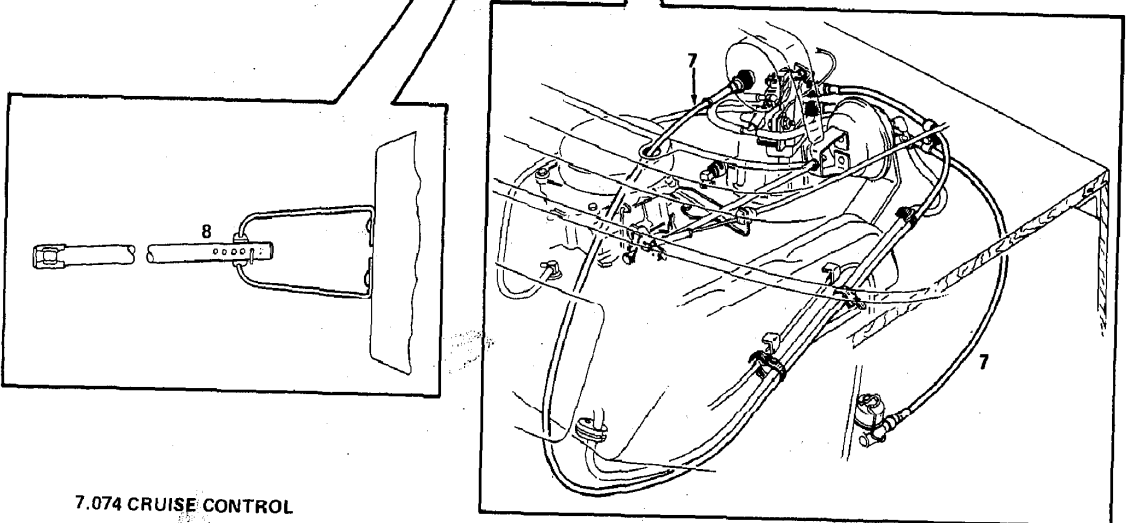
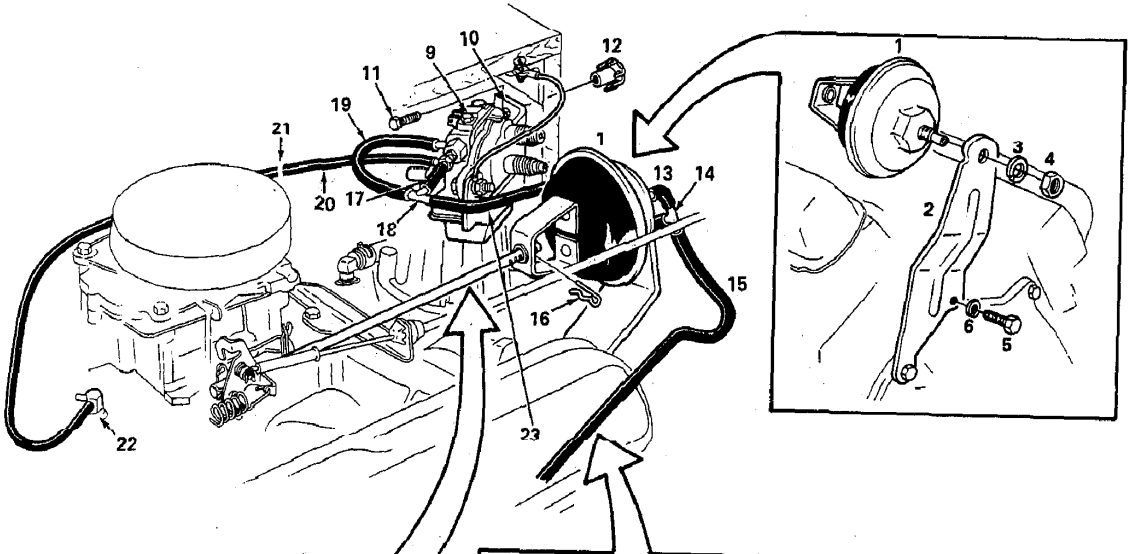
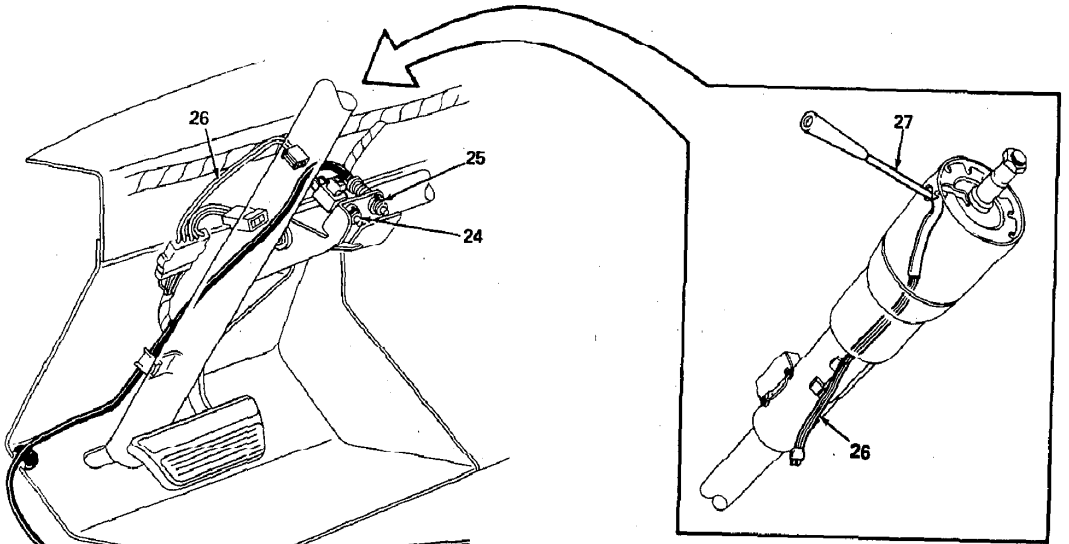
—	1	1	2257158	SWITCH ASSY.—magnetic starter solenoid
—	AR	AR	700955	BLOCK—battery junction
—	—	1	340409	BLOCK ASSY.—junction, air compressor to ground wire (eff. w/1976)
—	1	1	1242101	SWITCH ASSY.—transmission downshift
—	1	1	700994	SWITCH ASSY.—selector, fuel tank
—	1	1	702795	SWITCH ASSY.—windshield washer
—	1	1	706751	DIODE ASSY.—dual battery (prior to 1978)
—	1	1	2024077	DIODE ASSY.—(w/RPO LO4) (eff. w/1978)
—	1	1	7812526	SELECTOR UNIT—ignition switch
—	1	1	7812210	CAM ASSY.—canceling, turn signal
—	1	1	7804414	SWITCH ASSY.—buzzer, steering column
—	1	1	7804419	CLIP—retaining, buzzer switch
—	1	1	7805376	ACTUATOR ASSY.—ignition switch (w/tilt steering wheel) (ref. only)
—	1	1	7819749	ACTUATOR ASSY.—ignition switch (w/tilt steering wheel) (repl. 7805376)
—	1	1	9788182	CLIP—stop lamp switch to bracket (see brake pedal illustration)
—	1	1	1952727	NUT—mounting, headlamp switch (7/16-28 UNEF-24thd.)
—	1	1	1990099	SWITCH ASSY.—ignition (w/tilt steering wheel) (repl. 1990096)
—	1	1	7804518	CLIP—retaining, buzzer switch
—	1	1	7811092	SWITCH ASSY.—buzzer (w/tilt steering wheel)
—	1	1	1115858	RELAY—heater
—	1	1	3929054	RESISTOR ASSY.—heater (First Design)
—	1	1	3942651	RESISTOR ASSY.—heater (Second Design)
—	1	1	6462137	SWITCH ASSY.—sender unit engine oil pressure
—	1	1	701215	RELAY—thermal, buzzer (w/red warning light on dash, set to travel)
—	2	2	3981828	RETAINER—switch, transmission and safety
—	2	2	—	SCREW—switch, transmission and safety (ref. 9420591)
—	1	1	3028795	SWITCH ASSY.—thermo, heater to blower
—	1	1	6272089	SWITCH ASSY.—cut-off pressure (w/air conditioning) (repl. 6262646)
—	1	1	8526398	RING—"O" pressure switch to tube (w/air conditioning)
—	1	1	1223127	SWITCH ASSY.—blower (used with 9343695 control)
—	1	1	1223590	SWITCH KIT—blower (used with 9345085 control)
—	1	1	9340540	SWITCH ASSY.—selector (part of 9345085, 9345095 control assy.)
—	1	1	715215	GROMMET—trans. switch to dash panel (1-1/8 I.D. x 1-1/2 O.D. x 29/64 thk.)
—	1	1	413473	SWITCH ASSY.—thermal vacuum
—	AR	AR	9436263	HOSE—dist. to vac. control switch & vac. control switch to carburetor rear (25 ft. roll, CTL) (repl. 415899)
—	2	2	2007701	SWITCH ASSY.—level control, raise & lower (w/RPO GYE) (eff. w/Serial No. 6V100878)
—	1	1	2007702	SWITCH ASSY.—level control, travel hold (w/RPO GYE) (eff. w/Serial No. 6V100878)

## 7.072 SWITCH — DIRECTIONAL LAMP

—	1	1	1997963	SWITCH ASSY.—directional (incl. next 4 items)
—	1	1	1964784	SPRING—canceling, RH
—	1	1	1964785	SPRING—canceling, LH
—	1	1	1967684	SPRING—detent
—	1	1	1967685	SPRING—lane change
—	1	1	408237	LEVER ASSY.—turn signal (std.)
—	1	1	411525	KNOB—hazard warning
—	—	1	11502830	SCREW—hazard warning knob
—	—	1	11502765	SCREW—hazard warning knob (opt.)
—	1	1	6465256	LEVER ASSY.—turn signal and cruise control (incl. switch and next 3 items) (RPO No. K30) See 7.074 illustration
—	1	1	6466018	SWITCH ASSY.—cruise control (mtd. in turn signal lever) (see 7.074 illustration)
—	1	1	6465784	BUTTON—cruise control turn signal lever
—	1	1	6465255	RING—retaining, cruise control button
—	1	1	413585	CONNECTOR—hose, engine to thermal vacuum switch & trans., & turn signal



# ELECTRICAL



7.074 CRUISE CONTROL

## ELECTRICAL

KEY 230 260 PART NUMBER

## 7.074 CRUISE CONTROL

1	1	1	6494927	POWER UNIT—speed cruise control (prior to 1975) (w/413610, 416542, 417794, 418694 engine)
1	1	1	6494938	POWER UNIT—speed cruise control (eff. w/1975) (w/413610, 416542, 417794, 418694 engine)
1	1	1	6466383	POWER UNIT—speed cruise control. (incl. chain assy.) (eff. w/1975) (repl. 6466690) (w/413610, 416542, 417794, 418694, 556626 & 556627, 561032, 561033 engine)
1	1	1	6466690	POWER UNIT—speed cruise control, (incl. chain assy.) (eff. w/interm. 1977) (w/556626, 556627 engine) (ref. only)
2	1	1	700436	BRACKET—control power unit to engine
3	1	1	—	WASHER—lock, power unit to bracket (9/16) (procure locally)
4	1	1	—	NUT—hex, power unit to bracket (9/16-18) (procure locally)
5	1	1	—	BOLT—hex, transducer to bracket (1/4-20 x 3/4) (procure locally)
6	1	1	—	WASHER—lock, transducer to bracket bolt (1/4) (procure locally)
7	1	1	699211	CABLE ASSY.—speedometer transmission to transducer (prior to 1975)
7	1	1	793191	CABLE ASSY.—speedometer transmission to transducer (eff. w/1975)
8	1	1	409527	ROD ASSY.—power unit to carburetor lever ball stud (SOA) (prior to 1975)
8	1	1	6466384	CHAIN ASSY.—cruise control (w/6466383 & 6494938 power unit) (eff. w/1975) (repl. 793182)
—	1	1	793181	BRACKET—chain guide (w/793182)
9	1	1	6466628	TRANSDUCER—cruise control (repl. 6465477, when replacing w/6466180 also use 699065 bracket) (repl. 6466180)
10	1	1	699065	BRACKET—mounting, transducer (used w/6465477, 6466180 transducer)
11	2	2	—	BOLT—hex, transducer bracket to floor riser (1/4-20 x 1) (procure locally)
12	2	2	693207	NUT—tee transducer bracket to floor riser bolt (1/4-10 tee nut)
13	1	1	6294397	ELBOW—tee to cruise control power unit
14	1	1	6465399	TEE—power unit hose
15	AR	AR	8885031	HOSE—power unit tee to vacuum dump valve (25 ft. long, CTL)
16	1	1	1244707	RETAINER—ball stud rod at power unit (repl. 1351769)
17	AR	AR	2224567	HOSE—tee to transducer (39 inches long, CTL)
18	1	1	5646002	TEE—transducer (package) (replaces 5646297)
19	AR	AR	2224567	HOSE—transducer to tee (39 inches long, CTL)
20	AR	AR	8885031	HOSE—intake manifold to transducer (27/64" O.D. x 7/32" I.D.) (25 ft. long, CTL) (repl. 1599036)
21	3	3	657558	STRAP—band vacuum dump valve hose
22	1	1	413584	CONNECTOR—hose at intake manifold
23	AR	AR	2224567	HOSE—tee, transducer to power unit (39" lg, CTL)
24	1	1	—	SWITCH ASSY.—stop lamp and cruise control (see group 7.070)
25	1	1	6465213	VALVE ASSY.—vacuum dump cruise control
26	1	1	8913571	HARNESS ASSY.—wiring, cruise control and stop lamp switch
27	1	1	—	LEVER AND SWITCH ASSY.—turn signal and cruise control (see group 7.072)
—	1	1	2017885	STUD—cruise control mounting (eff. w/interm. 1977) (w/556626, 556627 engine)
—	1	1	1600969	CLIP—cruise control ball chain (eff. w/interm. 1977) (w/556626, 556627 engine)
—	1	1	455561	SPRING—cruise control ball chain clip retainer (eff. w/interm. 1977) (w/556626, 556627 engine)
—	1	1	2965950	RETAINER—spark plug wire, left hand side
—	1	1	396484	BRACKET—mounting spark plug wire retainer
—	1	1	715216	GROMMET—vacuum dump valve hose through toe panel (1-1/8 I.D. x 1-1/2 O.D.)
—	1	1	3979315	CLIP—hose, vacuum dump valve hose (.38 I.D. closed)
—	1	1	693207	NUT—speedometer cable to floor riser clip bolt tee
—	1	1	NPN	STRAP—ground, transducer (make from 20 gauge wire, CTL) (used w/6465477 transducer)
—	1	1	3943610	CLIP—flasher, turn signal lamp (eff. w/1977)

## 7.076 HORN — ELECTRIC

—	1	1	1892164	HORN ASSY.—electric ("A" note) (repl. 9000011 [stdp. 9000514]) (prior to 1978)
---	---	---	---------	--

## ELECTRICAL

KEY 230 260 PART NUMBER

## 7.076 HORN — ELECTRIC (Cont.)

—	1	1	<b>1892163</b>	HORN ASSY.—electric ("F" note) (repl. 9000239 [stpd. 9000513] (prior to 1978)
—	1	1	<b>2029365</b>	HORN ASSY.—electric (high note) (1978)
—	1	1	<b>2029366</b>	HORN ASSY.—electric (low note) (1978)
—	2	2	<b>2273809</b>	RIVNUT
—	1	1	<b>9000062</b>	HORN—city country (low delibel note) (1974)
—	1	1	<b>1958667</b>	BRACKET—horn mounting (1974)
—	1	1	<b>2426078</b>	NUT—horn to bracket (1974)
—	1	1	<b>404095</b>	PROCTOR—horn relay cap & stud (eff. w/1978)

NOTE: See group 7.080 for horn relay.

## 7.078 CIRCUIT BREAKERS

—	1	1	<b>2301786</b>	BREAKER ASSY.—circuit, 60 amp. (living area battery section, KLIXON # CDLA-60) (w/ZEO 6582, ZEO 6584)
—	1	1	<b>2474055</b>	BREAKER ASSY.—circuit, air susp. (30 amp.)
—	1	1	<b>2212295</b>	BREAKER ASSY.—circuit, inst. panel-wiring (60 amp.) (3 5/32 lg. x 1 7/8" wide)
—	—	1	<b>NPN</b>	BREAKER ASSY.—circuit, refrig. inverter (w/neon light & red button) (norcold div. #: 163-201-100)
—	—	1	<b>790868</b>	BLOCK ASSY.—fuse (includes 7 fuse mtg. clip) (1975)
—	—	1	<b>796334</b>	BOX ASSY.—junction (located under second front ceiling panel) (eff. w/1975)
—	1	1	<b>12004386</b>	BLOCK ASSY.—fuse (w/12000947 harness assy.)
—	—	1	<b>796335</b>	COVER ASSY.—junction (located under second front ceiling panel) (eff. w/1975)
—	—	2	<b>1946134</b>	SPACER—screw, junction box (eff. w/1975 & prior to 1977) (repl. 2418710) (.205 I.D.)
—	—	2	<b>2418710</b>	SPACER—junction box mounting (eff. w/1977) (.215 I.D.)
—	—	2	<b>700368</b>	RIVET—auxiliary circuit breaker & magnetic switch mounting block
—	—	2	<b>9416197</b>	SCREW—mounting, junction box (eff. w/1975) (10-24 x 5/8)
—	—	1	<b>2007988</b>	BRACKET—mtg., circuit breaker (w/ZEO 6582, ZEO 6584)
—	1	1	<b>706751</b>	DIODE ASSY.—dual battery (prior to 1978)
—	1	1	<b>2024077</b>	DIODE ASSY.—(w/RPO L04) (eff. w/1978)

## 7.078H ELECTRICAL, CLOCKS, SWITCHES

—	1	1	<b>705771</b>	CONVERTER—30 amp. voltage (Triad Utrad # TU334) (charger)
—	1	1	<b>705772</b>	CONVERTER—45 amp. voltage (prior to 1975) (Triad Utrad # TU344) (charger)
—	—	1	<b>790315</b>	CONVERTER—45 amp. voltage (eff. w/1975) (prior to 1978) (Triad Utrad # TU445-7) (charger)
—	—	1	<b>2045153</b>	CONVERTER—45 amp. voltage (1978) (Triad Utrad # TU550-2) (charger)
—	—	AR	<b>790181</b>	SPACER—converter mount RR (3/4" x 7.00" Aluminum) (w/ZEO 6581)
—	—	2	<b>655605</b>	SPACER—converter mount, front & rear (w/ZEO 6582, ZEO 6584)
—	—	1	<b>2010518</b>	BRACKET—converter side mount (w/ZEO 6582, ZEO 6584)
—	AR	AR	<b>790182</b>	SPACER—converter-mount front (1/4" x 7 3/4" aluminum) (w/ZEO 6581)
—	—	1	<b>2008353</b>	BRACKET—front mount, converter (w/ZEO 6582, ZEO 6584)
—	—	1	<b>2008349</b>	BRACKET—rear mount, converter (w/ZEO 6582, ZEO 6584)
—	—	2	<b>792175</b>	MOUNT ASSY.—converter, front (w/790315)
—	—	2	<b>792176</b>	MOUNT ASSY.—converter, rear (w/790315)
—	1	1	<b>716560</b>	CLOCK—battery operated (w/RPO 690)
—	1	1	<b>716559</b>	CLOCK—battery operated (w/RPO 692, 693, 695, 696)
—	—	1	<b>796200</b>	CLOCK ASSY.—galley (battery operated) (eff. w/1975)
—	—	2	<b>790344</b>	SWITCH ASSY.—courtesy lamp (LPG/aux. generator compartment) (eff. w/1975)
—	—	10	<b>791840</b>	INSERT—thread, for expansion screw, for interior light (eff. w/1975)
—	—	1	<b>799304</b>	BOX ASSY.—receptacle, (plug) LH. (between swivel chairs) (eff. w/1975)
—	—	1	<b>799297</b>	RECEPTACLE ASSY.—plug (110V) LH. (between swivel chairs) (eff. w/1975)

# ELECTRICAL

KEY 230 260 PART NUMBER

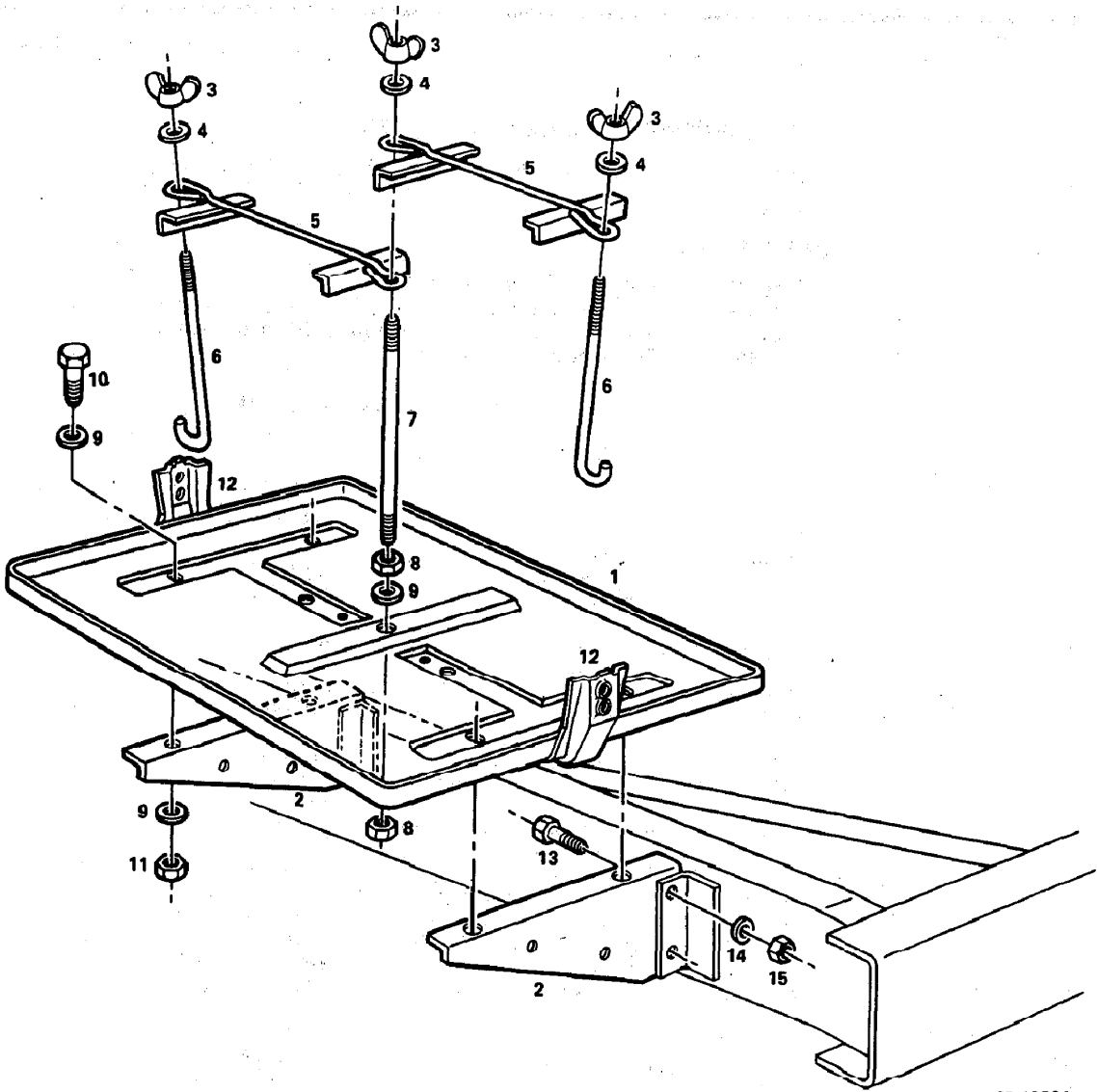
## 7.078H ELECTRICAL, CLOCKS, SWITCHES (Cont.)

— — 1 799302 PLATE—cover, duplex (receptacle) (brown) (eff. w/1975)

## 7.080 RELAYS

— 1 1 1115882 RELAY ASSY.—electric horn  
— 2 2 1115858 RELAY—level control (w/RPO GYE) (eff. w/Serial No. 6V100878)  
— 1 1 701215 RELAY—thermal, buzzer (w/red warning light on dash, set to travel)  
— 1 1 366408 RELAY—heater blower delay

ELECTRICAL



3P-10004

7.085 BATTERY MOUNTING

## 7.085 BATTERY MOUNTING

—	—	1	NS	BATTERY—12 volt (procure Delco Extra Duty) (eff. w/1975)
—	2	2	NS	BATTERY—12 volt (procure Delco batteries from UMS) (prior to 1975)
1	1	1	693849	TRAY ASSY.—battery (prior to 1975)
1	1	1	693849	TRAY ASSY.—battery (Transmode)
1	—	1	790629	TRAY ASSY.—battery (eff. w/1975) (Prior to 1977) (Motorhome)
1	—	1	2005494	TRAY ASSY.—battery (Motorhome) (eff. w/Serial No. 7V100040)
1	2	2	2005494	TRAY ASSY.—battery (Transmode) (eff. w/Serial No. 7V100040)
2	—	1	790630	BRACKET—rear, tray (w/790629 & 2005494)
2	—	1	790631	BRACKET—front, tray (w/790629)
2	—	1	—	BRACKET—front, battery tray (w/2005494) (ref. 2005492) (make locally)
2	2	2	—	BRACKET—battery tray (w/2005494) (Transmode) (ref. 2005492) (make locally)
2	2	2	706388	BRACKET—battery tray (w/693849) (Transmode)
3	3	3	—	NUT—wing, battery retainer (procure locally, 2005494)
4	3	3	3790662	WASHER—retainer stud (w/693849) (.320 I.D. x 1.00 O.D.)
4	—	2	9418304	WASHER—wing nut (w/790629, 2005494) (.688 I.D. x .344 O.D.)
5	—	1	580517	RETAINER—stud (w/790629)
5	—	1	3902542	RETAINER—battery (wood) (repl. 533308) (repl. 2479377) (w/790629, 2005494)
5	2	2	3902542	RETAINER—battery (wood) (repl. 533308) (w/2005494)
5	1	1	716623	RETAINER ASSY.—battery (w/693849)
6	2	2	671305	STUD—battery tray retainer, "J" style (w/693849)
6	—	2	325053	BOLT—retainer to tray, "J" style (w/790629) (repl. 3758788)
6	—	2	3826708	BOLT—retainer to tray, "J" style (w/2005494)
6	—	2	790056	STUD—battery hold down (w/790629)
7	1	1	NS	STUD—center, battery tray (w/693849) (ref. 3715712)
8	2	2	9417954	NUT—battery center stud (5/16-18 hex) (w/693849)
9	9	9	9418304	WASHER—battery stud (5/16, plain) (w/693849)
9	—	8	2436162	WASHER—bolt, tray to bracket (w/790629) (.341 I.D. x .620 O.D.)
10	—	4	9418918	BOLT—tray to bracket (w/790629) (5/16-18 x 1")
10	4	4	9418918	BOLT—tray to bracket (w/2005494) (5/16-18 x 1")
10	4	4	9430677	BOLT—battery tray to bracket (5/16-18 x 1, hex, 300M) (w/693849)
11	4	4	9422295	NUT—battery tray to bracket bolt (5/16-18 hex) (procure locally) (w/693849)
11	—	4	9422275	NUT—tray to bracket bolt (w/790629) (5/16-18 301M)
11	4	4	9422275	NUT—tray to bracket bolt (w/2005494) (5/16-18 301M)
12	2	2	3766219	BRACKET—battery tray clamp
13	4	4	NPN	BOLT—battery tray bracket (3/8-16 x 1, hex)
14	4	4	2436163	WASHER—battery tray bracket bolt (3/8, plain) (w/693849)
14	—	4	2436163	WASHER—bracket to frame bolt (w/790629, 2005494)
15	—	4	9422277	NUT—bracket to frame bolt (w/790629, 2005494)
15	4	4	9422277	NUT—battery tray bracket bolt (3/8-16, hex) (w/693849, 2005494)
—	1	1	2006274	PLATE—battery tray adapter (w/2005494) (Transmode) (eff. w/Serial No. 7V100040)
—	8	8	9424877	BOLT—battery tray adapter plate (5/16-18 x 3/4") (w/2005494) (Transmode) (eff. w/Serial No. 7V100040)
—	16	16	2436162	WASHER—battery tray adapter plate (w/2005494) (Transmode) (eff. w/Serial No. 7V100040)
—	8	8	9422275	NUT—battery tray adapter plate (w/200594) (Transmode) (eff. w/Serial No. 7V100040)
—	—	4	2009377	SCREW—battery tray
—	—	1	2032910	RETAINER—battery tray
—	—	2	2263568	STUD—battery holddown
—	1	1	NPN	LOCATOR—battery (eff. w/1975) (ref. 791975) (make locally)
—	—	1	2025764	SPACER—battery
—	—	1	2025901	BRACKET—battery locator (w/RPO KNC) (eff. w/1978)
—	—	1	2025800	BRACKET—battery box (w/RPO KNC) (eff. w/1978)
—	1	1	701142	DECAL—battery terminal

## 7.090 WIRING

—	1	1	8910952	STRAP ASSY.—engine ground
—	1	1	8910947	CABLE ASSY.—magnetic switch to starter (prior to 1977)
—	1	1	12000941	CABLE ASSY.—magnetic switch to starter (eff. w/1977)
—	1	1	8910948	CABLE ASSY.—battery to magnetic switch (prior to 1975)
—	—	1	12000224	CABLE ASSY.—battery post (eff. w/1975)



## ELECTRICAL

KEY 230 260 PART NUMBER

## 7.090 WIRING (Cont.)

—	1	1	8910949	CABLE ASSY.—junction block to magnetic switch (prior to 1977)
—	1	1	12000942	CABLE ASSY.—junction block to magnetic switch (eff. w/1977)
—	1	1	8910950	CABLE ASSY.—junction block to fuse block
—	1	1	8910951	CABLE ASSY.—auxiliary battery to magnetic switch (prior to 1977)
—	1	1	12000945	CABLE ASSY.—auxiliary battery to magnetic switch (eff. w/1977)
—	1	1	12000944	CABLE ASSY.—magnetic switch to circuit breaker (eff. w/1977)
—	1	1	8910953	CABLE ASSY.—auxiliary battery to ground
—	1	—	8910999	CABLE ASSY.—circuit breaker to living area
—	—	1	8910955	CABLE ASSY.—circuit breaker to living area
—	—	1	12000196	CABLE ASSY.—magnetic switch to living area junction (eff. w/1975)
—	1	1	8910954	CABLE ASSY.—battery to ground (prior to 1975)
—	1	—	12000168	CABLE ASSY.—magnetic switch to living area (Transmode)
—	—	1	12000167	CABLE ASSY.—magnetic switch to living area (Transmode)
—	—	1	8907030	CABLE ASSY.—battery, negative (eff. w/1975) (prior to 1977) (repl. 12000225)
—	1	1	12002631	CABLE ASSY.—generator ground (w/RPO LO4) (1978)
—	1	1	12002633	CABLE ASSY.—generator diode (w/RPO LO4) (1978)
—	—	1	12000943	CABLE ASSY.—battery, negative (eff. w/1977)
—	1	—	8910944	HARNESS ASSY.—wiring, body (LH side) (prior to 1975)
—	—	1	8910943	HARNESS ASSY.—wiring, body (LH side) (prior to 1975)
—	1	—	12000954	HARNESS ASSY.—body wiring, LH side (eff. w/Serial No. 6V100878) (Transmode)
—	—	1	12000953	HARNESS ASSY.—body wiring, LH side (eff. w/Serial No. 6V100878) (Transmode)
—	—	1	12000221	HARNESS ASSY.—body wiring, LH (eff. w/1975) (prior to Serial No. 6V100878)
—	—	1	12000952	HARNESS ASSY.—body wiring, LH (eff. w/Serial No. 6V100878) (Motorhome)
—	1	1	8915308	HARNESS ASSY.—wiring, engine (replaces 8910941) (w/413610, 416542 engines)
—	1	1	12002607	HARNESS ASSY.—wiring, engine (w/RPO NB4) (eff. w/Serial No. 6V100878) (prior to 1977)
—	—	1	12002603	HARNESS ASSY.—level control (STD) (eff. w/Serial No. 6V100878) (prior to 1978)
—	—	1	12002605	HARNESS ASSY.—level control (w/RPO GYE) (eff. w/Serial No. 6V100878)
—	1	1	12002636	HARNESS ASSY.—level control (1978)
—	—	1	12002638	HARNESS ASSY.—level control side body (1978)
—	1	—	12002639	HARNESS ASSY.—level control side body (1978)
—	1	—	12002613	HARNESS ASSY.—level control (STD) (eff. w/Serial No. 6V100878) (1978)
—	1	—	12002614	HARNESS ASSY.—level control (w/RPO GYE) (eff. w/Serial No. 6V100878) (1978)
—	1	1	12002604	HARNESS ASSY.—level control, instrument panel (w/RPO GYE) (eff. w/Serial No. 6V100878) (prior to 1977)
—	1	1	12002618	HARNESS ASSY.—level control (w/RPO GYE) (eff. w/1977)
—	1	1	12006500	HARNESS ASSY.—sensor wiring (eff. w/1978)
—	1	1	12000949	HARNESS ASSY.—wiring, engine (w/RPO NB4) (eff. w/1977)
—	1	1	12000320	HARNESS ASSY.—wiring, engine (w/RPO NB4) (prior to Serial No. 6V100878)
—	1	1	12000179	HARNESS ASSY.—wiring, engine (w/417794 engine) (prior to Serial No. 6V100878)
—	1	1	12002602	HARNESS ASSY.—wiring, engine (w/417794 engine) (eff. w/Serial No. 6V100878) (prior to 1977)
—	1	1	12000948	HARNESS ASSY.—wiring, engine (eff. w/1977) (STD)
—	1	1	12000951	HARNESS ASSY.—wiring, front roof (eff. w/Serial No. 6V100878) & prior to 1978)
—	1	1	12002635	HARNESS—wiring, front roof (1978)
—	1	1	8910940	HARNESS ASSY.—wiring, front roof (see dome lamp & speaker illustration) (prior to Serial No. 6V100878)
—	1	1	8910957	HARNESS ASSY.—wiring, fuel tank
—	1	1	8910942	HARNESS ASSY.—wiring, headlamp & park lamp (prior to 1975)
—	1	1	12000209	HARNESS ASSY.—wiring, headlamp & park lamp (eff. w/1975) (prior to Serial No. 6V100878)
—	1	1	12002601	HARNESS ASSY.—wiring, forward lamp (eff. w/Serial No. 6V100878) (prior to 1977)
—	1	1	12000950	HARNESS ASSY.—wiring, forward lamp (eff. w/1977)

## ELECTRICAL

KEY 230 280 PART NUMBER

## 7.090 WIRING (Cont.)

—	1	1	<b>8910958</b>	HARNESS ASSY.—wiring, heater (First Design)
—	1	1	<b>8915599</b>	HARNESS ASSY.—wiring, heater (Second Design) (prior to 1977)
—	1	1	<b>12000937</b>	HARNESS ASSY.—wiring, (eff. w/ 1977)
—	1	1	<b>8910939</b>	HARNESS ASSY.—wiring, inst. panel (prior to 1975)
—	—	1	<b>12000220</b>	HARNESS ASSY.—instrument panel wiring (eff. w/ 1975) (prior to serial no. 6V100878)
—	1	1	<b>12002600</b>	HARNESS ASSY.—instrument panel wiring (eff. w/ Serial No. 6V100878) (prior to 1977)
—	1	1	<b>12000947</b>	HARNESS ASSY.—instrument panel wiring (eff. w/ 1977)
—	1	1	<b>12000936</b>	HARNESS ASSY.—wiring, rear body (eff. w/ Serial No. 6V100878)
—	1	1	<b>8910946</b>	HARNESS ASSY.—wiring, rear body (prior to Serial No. 6V100878)
—	1	1	<b>8910945</b>	HARNESS ASSY.—wiring, trailer
—	1	—	<b>8913658</b>	WIRE ASSY.—body, door ajar
—	—	1	<b>8913657</b>	WIRE ASSY.—body, door ajar, (RH)
—	1	1	<b>8913674</b>	WIRE ASSY.—engine compartment (see 7.004 illustration) (prior to 1977)
—	1	1	<b>12000946</b>	WIRE ASSY.—engine compartment (see 7.004 illustration) (eff. w/ 1977)
—	1	1	<b>8910963</b>	WIRE ASSY.—diode to magnetic switch (prior to 1977)
—	2	2	<b>12000939</b>	WIRE ASSY.—diode to magnetic switch (eff. w/ 1977)
—	1	1	<b>8913708</b>	WIRE ASSY.—ground, body to frame
—	1	1	<b>8915506</b>	WIRE—city country horn (use w/ 9000062 horn assy.) (1974)
—	—	1	<b>12000288</b>	HARNESS ASSY.—city/ country horn (w/ low note, 76 DBA)
—	1	1	<b>8913905</b>	WIRE—low level compressor (prior to Serial No. 6V100878)
—	—	1	<b>12002606</b>	WIRE ASSY.—level control, air compressor to ground (eff. w/ Serial No. 6V100878)
—	1	1	<b>12002637</b>	WIRE ASSY.—level control, air compressor to ground (1978)
—	1	1	<b>8910962</b>	WIRE ASSY.—junction, diode to horn relay
—	1	1	—	WIRE ASSY.—license plate (make locally)
—	1	1	<b>8910956</b>	WIRE ASSY.—magnetic switch to ground
—	1	1	<b>8913700</b>	WIRE ASSY.—relay to heater blower
—	1	1	—	WIRE ASSY.—heater ground (procure locally)
—	1	1	<b>8913665</b>	WIRE ASSY.—air suspension warning buzzer
—	1	1	<b>12002632</b>	WIRE ASSY.—voltmeter (w/ RPO LO4) (1978)
—	1	1	<b>12006502</b>	WIRE ASSY.—heater blower delay
—	1	1	<b>8911591</b>	SOCKET ASSY.—light (incl. lens & bulb)
—	—	1	<b>12000837</b>	HARNESS ASSY.—light and fan wiring (eff. w/ 1975) (repl. 12000199) (prior to Serial No. 5V101025)
—	—	1	<b>12000934</b>	HARNESS ASSY.—light and fan wiring (eff. w/ Serial No. 5V101025) (exc./ ZEO 6582, ZEO 6584)
—	—	1	<b>12002610</b>	HARNESS ASSY.—light and fan wiring (w/ ZEO 6582)
—	—	1	<b>12002623</b>	HARNESS ASSY.—light and fan wiring (w/ ZEO 6584)
—	—	1	<b>12002622</b>	HARNESS ASSY.—light switch and bath wiring (w/ ZEO 6584)
—	—	1	<b>12002609</b>	HARNESS ASSY.—light switch and bath wiring (w/ ZEO 6582)
—	—	1	<b>12000838</b>	HARNESS ASSY.—light switch & bath wiring (eff. w/ 1975) (repl. 12000200) (exc./ ZEO 6582, ZEO 6584)
—	—	1	<b>12000839</b>	HARNESS ASSY.—furnace & mtr. gen. monitor wrg. (eff. w/ 1975) (repl. 12000201) (prior to Serial No. 5V101025)
—	—	1	<b>12002611</b>	HARNESS ASSY.—furnace & mtr. gen. monitor wrg. (w/ ZEO 6582)
—	—	1	<b>12002629</b>	HARNESS ASSY.—furnace & mtr. gen. monitor wrg. (w/ ZEO 6584) (repl. 12002624)
—	—	1	<b>12000935</b>	HARNESS ASSY.—furnace & mtr. gen. monitor wrg. (eff. w/ Serial No. 5V101025) (w/ 724478 range)
—	—	1	<b>12002616</b>	HARNESS ASSY.—furnace & motor gen. monitor wrg. (w/ 2005742 range) (w/ out ZEO 6582, ZEO 6584)
—	—	1	<b>12000840</b>	HARNESS ASSY.—refrig. & sender wrg. (eff. w/ 1975 & prior to serial no. 6V102006) (repl. 12000202) (exc./ ZEO 6582, ZEO 6584)
—	—	1	<b>12002617</b>	HARNESS—refrig. & sender wrg. (eff. w/ serial no 6V102006) (exc./ ZEO 6582, ZEO 6584)
—	—	1	<b>12000840</b>	HARNESS ASSY.—refrig. & sender wrg. (w/ ZEO 6582, ZEO 6584)
—	—	1	<b>12000861</b>	HARNESS ASSY.—switch & monitor wrg. (eff. w/ 1975) (repl. 12000203) (exc./ ZEO 6582, ZEO 6584)
—	—	1	<b>12002608</b>	HARNESS ASSY.—switch & monitor wrg. (w/ ZEO 6582)
—	—	1	<b>12002621</b>	HARNESS ASSY.—switch & monitor wrg. (w/ ZEO 6584)
—	1	1	<b>2017564</b>	HARNESS ASSY.—galley lamp jumper wiring (eff. w/ 1976)
—	—	1	<b>12000233</b>	HARNESS ASSY.—magnetic switch, LP compartment (eff. w/ 1975 & prior to 1976)
—	—	1	<b>12002612</b>	HARNESS ASSY.—aux. mag. switch (w/ ZEO 6582)
—	—	1	<b>12000234</b>	HARNESS ASSY.—battery, ground (eff. w/ 1975)

## ELECTRICAL

KEY 230 260 PART NUMBER

## 7.090 WIRING (Cont.)

—	—	1	12000235	HARNESS ASSY.—motor gen. battery (eff. w/1975)
—	—	1	12002615	HARNESS ASSY.—motor gen. battery (w/ZEO 6583) (eff. w/1977)
—	—	1	12002620	HARNESS ASSY.—motor gen. battery (aux 12-volt) (w/ZEO 6584)
—	—	3	NPN	BRACKET—harness clip (eff. w/1975) (ref. 791954) (make locally)
—	—	1	696218	HARNESS ASSY.—frame ground (eff. w/1975)
—	—	1	2000875	HARNESS ASSY.—110 volt MG, utility box to mg. compartment (eff. w/1975 & prior to 1977) (repl. 791121)
—	—	1	2018654	HARNESS ASSY.—110 volt MG, utility box to mg. compartment (eff. w/1977)
—	—	1	5157702	CLIP—harness, motor generator (w/2000875)
—	—	1	701122	WIRING KIT—3 duplex receptacles, wall socket (eff. w/1975)
—	AR	AR	700955	BLOCK—junction, battery
—	—	1	797889	HARNESS ASSY.—main wiring 110V (w/RPO UNR & exc./ RPO's APN, UNL) (eff. w/1975 & prior to 1977)
—	—	1	2013496	HARNESS ASSY.—main wiring 110V (w/RPO UNL & w/out CNV, UNR)
—	—	1	2013496	HARNESS ASSY.—main wiring 110V (w/RPO UNL & w/CNV, UNR)
—	—	1	791120	HARNESS ASSY.—main wiring, 110 volt, (w/out RPO CNV) (includes next 5 items) (eff. w/1975) (First Design)
—	—	1	796188	POWER CORD ASSY.—main (SOA)
—	—	1	—	ADAPTER—power cord (procure locally)
—	—	1	796189	PANEL ASSY.—circuit breaker (SOA)
—	—	1	796190	BREAKER ASSY.—main circuit (SOA)
—	—	1	796191	BREAKER ASSY.—secondary circuit (SOA)
—	—	1	796192	RECEPTACLE ASSY.—power (40 amp.) (SOA)
—	—	1	2006786	WIRING KIT—110 volt (electric receptacle) (w/ZEO 6582, ZEO 6584) (incl. 1-ivory duplex receptacle, 1-outlet box - pre punched, 4-jumbo metal duplex cover plates - 1-ivory, 1-brown, & 2-white)
—	—	1	791122	WIRING KIT—110 volt (electric receptacle) (exc./ ZEO 6582, ZEO 6584) (incl. 3-duplex receptacles one each ivory, white, brown, 3-outlet boxes pre punched, 4-jumbo metal duplex cover plates 1-ivory, 1-brown & 2-white, 1-std. metal duplex cover plate, 1-handy box blank cover plate)
—	—	1	2000280	HARNESS ASSY.—main wiring, 110 volt (STD) (eff. w/1975) (Second Design) (exc./ ZEO 6582, ZEO 6584)
—	—	1	799086	HARNESS ASSY.—main wiring, 110 volt, (w/RPO APN & exc./ RPO's UNL/CNV) (eff. w/1975)
—	—	1	799088	HARNESS ASSY.—main wiring, 110 volt, (w/RPO APN & CNV & exc./ RPO UNL) (eff. w/1975)
—	—	1	799090	HARNESS ASSY.—main wiring, 110 volt, (w/RPO APN & UNL & exc./ RPO CNV) (eff. w/1975)
—	—	1	799091	HARNESS ASSY.—main wiring, 110 volt, (w/RPO APN & CNV & UNL) (eff. w/1975)
—	—	1	799087	HARNESS ASSY.—main wiring, 110 volt (exc./ RPO's APN/CNV and w/RPO UNL) (eff. w/1975)
—	—	1	799089	HARNESS ASSY.—main wiring, 110 volt (w/RPO's CNV & UNL w/RPO APN) (eff. w/1975)
—	—	16	—	SCREW—receptacle (procure locally) (4-24 x 3/4) (ref. 9426489)
—	AR	AR	8885537	WIRE—flexgard convoluted conduit (battery to living area) (25 ft. roll, CTL)
—	2	2	708518	CLIP—harness, RH & LH side (w/791120 harness assy.)
—	AR	AR	2489333	GROMMET—body RH wire thru side (eff. w/1975)
—	—	1	2004621	RECEPTACLE ASSY.—outside electric, (RH) (w/RPO U97 & w/ZEO 6581)
—	—	1	2013918	RECEPTACLE ASSY.—outside electric (RH) (w/RPO U97 & w/ZEO 6582, ZEO 6584)
—	—	1	652036	CLIP—receptacle wiring harness (w/2004621 receptacle)
—	AR	AR	2003464	GROMMET—harness
—	—	2	2003464	GROMMET—harness (eff. w/1977) (w/ZEO 6584)
—	—	2	721167	GROMMET—harness (eff. w/1977) (w/ZEO 6581)
—	1	1	12002629	HARNESS ASSY.—furnace & MG monitor (repl. 12002624)
—	1	1	8913824	HARNESS ASSY.—heater/vacuum (w/out air conditioning)
—	1	1	12002634	HARNESS ASSY.—audio vox radio jumper
—	1	1	8913823	HARNESS ASSY.—heater & air conditioning vacuum (prior to 1977)
—	1	1	8913819	WIRE ASSY.—ambient sensor and press switch (w/air conditioning)
—	1	1	2282862	CLIP—engine wiring harness (w/air conditioning)

## 7.090 WIRING (Cont.)

—	—	1	<b>2006784</b>	HARNESS ASSY.—110 volt, motor generator (w/RPO KNE)
—	1	1	<b>1115858</b>	RELAY—level control (RPO GYE) (eff. w/1976) (prior to 1978)
—	—	1	<b>2006778</b>	HARNESS ASSY.—110 volt (w/RPO CNV, CNW & ZEO 6584)
—	—	1	<b>797889</b>	HARNESS ASSY.—110 volt (w/RPO CNV & ZEO 6581)
—	—	1	—	COVER—electrical wire (harness) (make locally) (ref. 2008300) (w/ZEO 6582)

## 7.091 CONNECTORS — WIRING

—	1	1	<b>6288996</b>	CONNECTOR ASSY.—male, engine harness (bulkhead)
—	1	1	<b>8905116</b>	CONNECTOR—female, body harness (LH side)
—	1	1	<b>6288539</b>	CONNECTOR—male, body harness (LH side)
—	2	2	<b>2673407</b>	CONNECTOR—female, engine harness, 2 contact, lock type (.976 x .856 x .267 high)
—	1	1	<b>2973781</b>	CONNECTOR—female, engine harness, 2 contact, lock type (.976 x .419 x .685 high) (cruise transducer)
—	1	1	<b>6294493</b>	CONNECTOR—female, engine harness (alternator)
—	1	1	<b>8900826</b>	CONNECTOR—male, engine harness (ambient sensor)
—	2	2	<b>2973407</b>	CONNECTOR—female, front roof harness, 2 contact, lock type (.976 x .856 x .267 high) (A/C compressor & downshift switch)
—	2	2	<b>6288992</b>	CONNECTOR—female, front roof harness (w/connector & cover, pan grip type)
—	1	1	<b>2965036</b>	CONNECTOR—male, fuel tank harness
—	1	1	<b>2977253</b>	CONNECTOR—female, headlamp & park lamp harness, 1 contact (.976 x .419 x .267 high)
—	2	2	<b>2977804</b>	CONNECTOR—female, headlamp & park lamp harness, & delay relay (w/3 female terminals)
—	2	2	<b>2984855</b>	CONNECTOR—female, headlamp & park lamp harness (w/round moulded connector)
—	1	1	<b>6288890</b>	CONNECTOR—male, headlamp & park lamp harness
—	1	1	<b>2962510</b>	CONNECTOR—female, heater harness, 3 contact, lock type (.976 x .809 x .507 high) (repl. 2962449)
—	1	1	<b>2973386</b>	CONNECTOR—female, heater harness, 3 contact, lock type (.976 x .616 x .758 high)
—	1	1	<b>2977646</b>	CONNECTOR—female, heater harness (3 female in-line terminals)
—	1	1	<b>2977647</b>	CONNECTOR—female, heater harness (2 female in-line terminals)
—	1	1	<b>2984570</b>	CONNECTOR—female, heater harness
—	1	1	—	CONNECTOR—male, heater harness (procure locally) (ref. 2984883)
—	—	3	<b>8911773</b>	CONNECTOR—male, RH & LH, front and rear lamp; bath and hall lamp (eff. w/1975) (w/12002623 harness)
—	—	2	<b>8905222</b>	CONNECTOR—male; galley lamp and E.G. harness (w/12000199, 12002623 harness assy.)
—	—	1	<b>6294510</b>	CONNECTOR—female, switch and monitor harness (small) (w/12000200 harness assy.)
—	—	1	<b>6294509</b>	CONNECTOR—female, switch and monitor harness (large) (w/12000200 harness assy.)
—	—	1	<b>8900442</b>	CONNECTOR—male, refrigerator, sender harness, and furnace & M.G. (eff. w/1975) (w/12002623 harness)
—	—	1	<b>8900443</b>	CONNECTOR—female, furnace & E.G. harness (w/12000200 harness assy.)
—	—	2	<b>8911773</b>	CONNECTOR—rear floor lamp (w/12000201 harness assy.)
—	—	1	<b>8905205</b>	CONNECTOR—female, lamp and fan harness (w/12000201 harness assy.)
—	—	1	<b>8905206</b>	CONNECTOR—female, E.G. at monitor (w/12000201 harness assy.)
—	—	2	<b>2973407</b>	CONNECTOR—female, refrigerator (w/12000202 harness assy.)
—	—	4	<b>8911352</b>	CONNECTOR—female, porch, galley, floor, water pump at monitor panel (w/12000203, 12002621 harness assy.)
—	—	1	<b>6294508</b>	CONNECTOR—female, LP switch & bath harness (w/12000203 harness assy.)
—	—	2	<b>2965980</b>	CONNECTOR—female, parking & signal front lamp (w/12000209 harness assy.)
—	—	2	<b>2977804</b>	CONNECTOR—female, head lamp (w/12000209 harness assy.)
—	—	1	<b>2977253</b>	CONNECTOR—female, horn (w/12000209, 12000950 harness assy.)
—	1	1	<b>6288976</b>	CONNECTOR—bulkhead
—	—	2	<b>791665</b>	CONNECTOR ASSY.—110V, 60 amp., blue (eff. w/1975 & prior to 1977)

## 7.091 CONNECTORS — WIRING (Cont.)

—	—	1	8905206	CONNECTOR—body female (4-receptacles) (w/ 12002620 harness assy.)
—	—	1	8905220	CONNECTOR ASSY.—body male (5-prongs) (w/ 12002620 harness assy.)
—	—	4	8911352	CONNECTOR—body porch, floor, galley & water pump (w/ 12002621 harness assy.)
—	—	4	6294647	CONNECTOR—body level monitor (w/ 12002621 harness assy.)
—	—	1	8905467	CONNECTOR—body to lamp switch (w/ 12002621 harness assy.)
—	—	1	8911773	CONNECTOR—body front lamp (w/ 12002621 harness assy.)
—	—	1	8905206	CONNECTOR—body Mg. St. monitor (w/ 12002621 harness assy.)
—	—	3	8911773	CONNECTOR—body RH rear lamp (w/ 12002621, 12002622 harness assy.)
—	—	1	2973407	CONNECTOR—body refrigerator (w/ 12002622 harness assy.)
—	—	1	6294509	CONNECTOR—body switch monitor (w/ 12002622 harness assy.)
—	—	1	2977647	CONNECTOR—body female (2-receptacles) (w/ 12002622 harness assy.)
—	—	1	8911772	CONNECTOR—body to light & fan (2-receptacles) (w/ 12002622 harness assy.)
—	—	1	8905205	CONNECTOR—body to light & fan (3-receptacles) (w/ 12002622 harness assy.)
—	—	1	8900442	CONNECTOR—body furnace (w/ 12002624 harness assy.)
—	—	1	8900443	CONNECTOR—body lamp to fan (w/ 12002624 harness assy.)
—	—	1	8905206	CONNECTOR—body Mg. St. monitor (w/ 12002624 harness assy.)
—	—	1	2973407	CONNECTOR—body recirc. toilet (w/ 12002624 harness assy.)
—	1	1	8911614	BLOCK—fuse, inst. panel harness
—	1	1	12000940	LINK—fuse, directional lamp (eff. w/ 1977)
—	2	2	2281754	CLIP—instrument panel wiring harness RH (eff. w/ 1977) (1/4 I.D. closed)
—	2	2	2416806	CLIP—instrument panel wiring harness (prior to 1977)
—	4	4	8874491	CLIP—harness, instrument panel to dash panel (1.125 I.D. w/ 468 bolt hole)
—	1	1	657558	CLIP—city country horn wire to instrument panel wiring harness (1974) (1/2 I.D. closed w/ 281 bolt hole)
—	5	5	708513	CLIP—wiring, rear body & roof wiring) (.612 I.D. closed)
—	1	1	2236474	CLIP—starter to magnetic switch cable (w/ 413610, 416542, 417794, 418694 engine)
—	1	1	2488949	CLIP—starter to magnetic switch cable (eff. w/ interm. 1977) (w/ 556626, 556627 engine)
—	4	4	3859766	CLIP—trailer wiring harness
—	1	1	2423777	CLIP—transmission switch lead (3/8 I.D. w/ 7/16 bolt hole)
—	6	6	NS	CLIP—wiring harness, side body (RH & LH) (prior to 1977) (ref. 8869177)
—	AR		674904	CLIP—wiring, 110V main door
—	—	4	708513	CLIP—wiring harness, side body (RH) (eff. w/ 1977) (.612 I.D. closed)
—	4	4	708513	CLIP—wiring harness, side body (LH) (Trans mode) (eff. w/ 1977) (.612 I.D. closed)
—	—	4	2381771	CLIP—wiring harness, side body (LH) (Motor Home) (eff. w/ 1977) (7/16 I.D. closed)
—	—	1	708513	CLIP—light switch harness (w/ 12002622 harness assy.) (.612 I.D. closed)
—	1	1	2281754	CLIP—wiring harness, fuel tank (1/4 I.D. closed)
—	1	1	2236474	CLIP—cable, magnetic switch to cooler
—	7	7	409794	CLIP—wiring harness, front headlamp & parking lamp (prior to 1977) (.675 I.D. closed)
—	8	8	2488353	CLIP—wiring harness, forward lamp (LH) (eff. w/ 1977)
—	2	2	721167	CLIP—wiring harness to frt. lower side LH & roof panel (3/4 I.D. closed) (repl. 2301257)
—	2	2	719489	CLIP—wire, resistor to heater box (repl. 2281756) (.375 I.D. closed)
—	2	2	2399080	CLIP—wire, turn signal lamp (.621 I.D. closed)
—	2	2	2416806	CLIP—wiring harness, instrument panel
—	—	5	2381771	CLIP—wiring harness, (used w/ 12000221) (7/16 I.D. closed)
—	1	1	721167	CLIP—wiring, mtr. gen. harness to battery hold down stud (repl. 651875) (prior to 1975) (1/2 I.D. w/ 13/32 bolt hole)
—	—	1	719488	CLIP—wiring, MTR. GEN. harness to battery hold down stud (eff. w/ 1975 & prior to 1977)
—	—	1	719488	CLIP—wiring mtr. gen. to battery hold down stud (w/ ZEO 6581) (eff. w/ 1977)

## 7.091 CONNECTORS — WIRING (Cont.)

—	—	3	120588	CLIP—wiring mtr. gen. to battery hold down stud (w/ZEO 6584) (eff. w/1977)
—	—	3	721167	CLIP—wiring 110V main harness (prior to 1977) (.75 I.D. closed)
—	—	AR	674904	CLIP—wiring 110V main harness (eff. w/1977)
—	1	1	5290433	CLIP—sensor wire
—	5	5	5297428	CLIP—sensor wire
—	1	1	1839906	CLIP—bulkhead splice
—	1	1	5290433	CLIP—ambient sensor splice
—	2	2	8911377	CLIP—downshift switch splice
—	4	4	8911377	CLIP—LH directional signal, parking lamp
—	1	1	5297428	CLIP—bulkhead splice
—	—	2	708513	CLIP—wiring 110V main harness (eff. w/1977)
—	1	1	5297428	CLIP—sleeve term (RH sensor) (w/12006500)
—	1	1	2977689	CONNECTOR—wiring harness, side body to inst. panel
—	1	1	2965972	CONNECTOR—wiring harness, frt. roof to inst. panel
—	1	1	2965980	CONNECTOR—wiring harness, side body
—	1	1	2977253	CONNECTOR—wiring harness, side body, 1 contact (.976 x .419 x .267 high)
—	1	1	2008027	GROMMET—rail, fuel tank wiring horn, thru beam belt
—	1	1	2411483	GROMMET—license plate wire
—	1	1	—	GROMMET—fuel tank wiring harness thru floor (procure locally)
—	2	2	—	CONNECTOR—female, inst. panel harness (procure locally)
—	1	1	—	CONNECTOR—female, inst. panel harness (procure locally)
—	2	2	2973385	CONNECTOR—female, inst. panel harness, 2 contact, lock type (.951 x .662 x .662 high), flasher & leveler warning
—	1	1	2973407	CONNECTOR—female, inst. panel harness, 2 contact, lock type (.976 x .856 x .267 high), back up lamp switch
—	1	1	2973781	CONNECTOR—female, inst. panel harness, 2 contact, lock type (.976 x .419 x .685 high), heater switch feed
—	1	1	2977645	CONNECTOR—female, inst. panel harness
—	1	1	2977690	CONNECTOR—female inst. panel harness (w/10 terminals, lock type)
—	1	1	2984235	CONNECTOR—female inst. panel harness, stop lamp switch
—	1	1	6294509	CONNECTOR—female, inst. panel harness, directional signal
—	1	1	6294641	CONNECTOR—female, inst. panel harness, ignition switch
—	1	1	6294642	CONNECTOR—female, inst. panel harness, main ground
—	1	1	8900855	CONNECTOR—female, inst. panel harness, 3 contact (2.3 x 2.33 x .7 high), dimmer switch
—	1	1	8905204	CONNECTOR—female, inst. panel harness, radio feed
—	1	1	8905205	CONNECTOR—female, inst. panel harness, 3 contact, pack-con, rear speaker
—	1	1	8905206	CONNECTOR—female, inst. panel harness, 4 contact, pack-con (1-508 x 1-133 x .455 high), front speaker
—	1	1	8905235	CONNECTOR—female, inst. panel harness, 2 mixed contact, round type (cigarette lighter)
—	2	2	8911352	CONNECTOR—female, inst. panel harness, battery/gas tank switch
—	1	1	8900717	CONNECTOR—female, leveler warning (w/12000220 harness assy.)
—	1	1	—	CONNECTOR—windshield wiper & washer switch/neutral safety switch, instrument panel (procure locally) (repl. 2962967)
—	1	1	—	CONNECTOR—dome lamps, front speakers, identification lamps and parking brake, at inst. panel (procure locally) (repl. 2965977)
—	1	1	2977763	CONNECTOR—male, inst. panel harness
—	1	1	6294544	CONNECTOR—male, inst. panel harness, low fuel warning
—	1	1	2984528	CONNECTOR—male, inst. panel harness, 1 contact, lock type (1.518 x .567 x .488 high), heater control lamp (repl. 8900420)
—	1	1	8900442	CONNECTOR—male, inst. panel harness, 6 contact, pack-con, cruise control
—	2	2	6294647	CONNECTOR—p/c, inst. panel harness, gauge cluster/speedometer
—	1	1	8900371	CONNECTOR—p/c instrument panel harness, tell-tale
—	1	1	—	LINK—fusible, turn signal (procure locally)
—	6	6	657558	STRAP—headlamp harness to auxiliary battery cable
—	2	2	NS	STRAP—generator wire to engine harness (ref. 657555) (includes next 3 items)
—	AR	AR	8885128	HOSE—generator wire to engine harness
—	1	1	657520	FITTING—generator wire to engine harness
—	1	1	657522	FITTING—generator wire to engine harness
—	2	2	657558	STRAP ASSY.—instrument panel harness level control (eff. w/1977) (repl. 8877974) (14.80" lg.)
—	AR	AR	657558	STRAP—engine heater, fuel tank harness (14.80" lg.)

## ELECTRICAL

KEY 230 260 PART NUMBER

## 7.091 CONNECTORS — WIRING (Cont.)

—	2	2	657558	STRAP—battery to magnetic switch and body RH band (14.80" lg.)
—	2	2	409217	STRAP—fuel tank harness
—	1	1	676543	STRAP—speedometer wiring harness
AR	AR	1	657558	STRAP—wiring harness; generator cable
—	5	4	409217	STRAP—wiring harness to engine
—	—	1	790946	GROMMET—wiring harness, used (w/12000221)
—	1	1	8905381	SOCKET—light lamp, instrument panel
—	2	2	6294125	SOCKET—LH side marker lamp (w/1200950)
—	1	1	8911591	LENS—light lamp, instrument panel
—	2	2	388218	CLIP—wiring harness to valve cover (w/417794, 418694 engine)
—	2	2	395283	CLIP—wiring harness to valve cover (w/417794, 418694 engine)
—	1	1	6294508	CONNECTOR—LP switch and bath harness (w/12000861 harness)
—	1	1	8905652	CONNECTOR—ground, air compressor feed (STD) (eff. w/Serial No. 6V100878)
—	1	1	2965972	CONNECTOR—ground, air compressor feed (eff. w/Serial No. 6V100878)
—	1	1	8900826	CONNECTOR—body male (1-prong) (w/12002621 harness assy.)
—	1	1	2977253	CONNECTOR—ground, air compressor feed (eff. w/1978)
—	1	1	12004697	CONNECTOR—sleeve term (RH sensor) (w/12006500)
—	2	2	2977647	CONNECTOR—relay LH side (w/12002639)
—	2	2	2962510	CONNECTOR—relay LH side (w/12002639)
—	2	2	2977373	CONNECTOR—shut off solenoid LH side (12002639)
—	1	1	NPN	CONNECTOR— to sensor (w/12002639) (ref. 2965977) (procure locally)
—	1	1	8900826	CONNECTOR—ambient sensor (w/12000948)
—	2	2	2973407	CONNECTOR—downshift switch (w/12000948)
—	1	1	2973781	CONNECTOR—cruise transducer (w/1200948)
—	2	2	2965980	CONNECTOR—LH directional signal and parking lamp (w/1200948)
—	1	1	8917253	CONNECTOR—engine harness (w/12000948)
—	2	2	2962510	CONNECTOR—relay LH side (w/12002638)
—	2	2	2977373	CONNECTOR—shut off solenoid LH side (w/12002638)
—	2	2	2977647	CONNECTOR—relay LH side (w/12002638)
—	1	1	—	CONNECTOR—to sensor (w/12002638) (ref. 2965977) (procure locally)
—	1	1	12004843	CHOKE ASSY.—radio jumper SOA (w/12002634)
—	1	1	12004844	CAPACITOR—radio jumper (w/12002634)

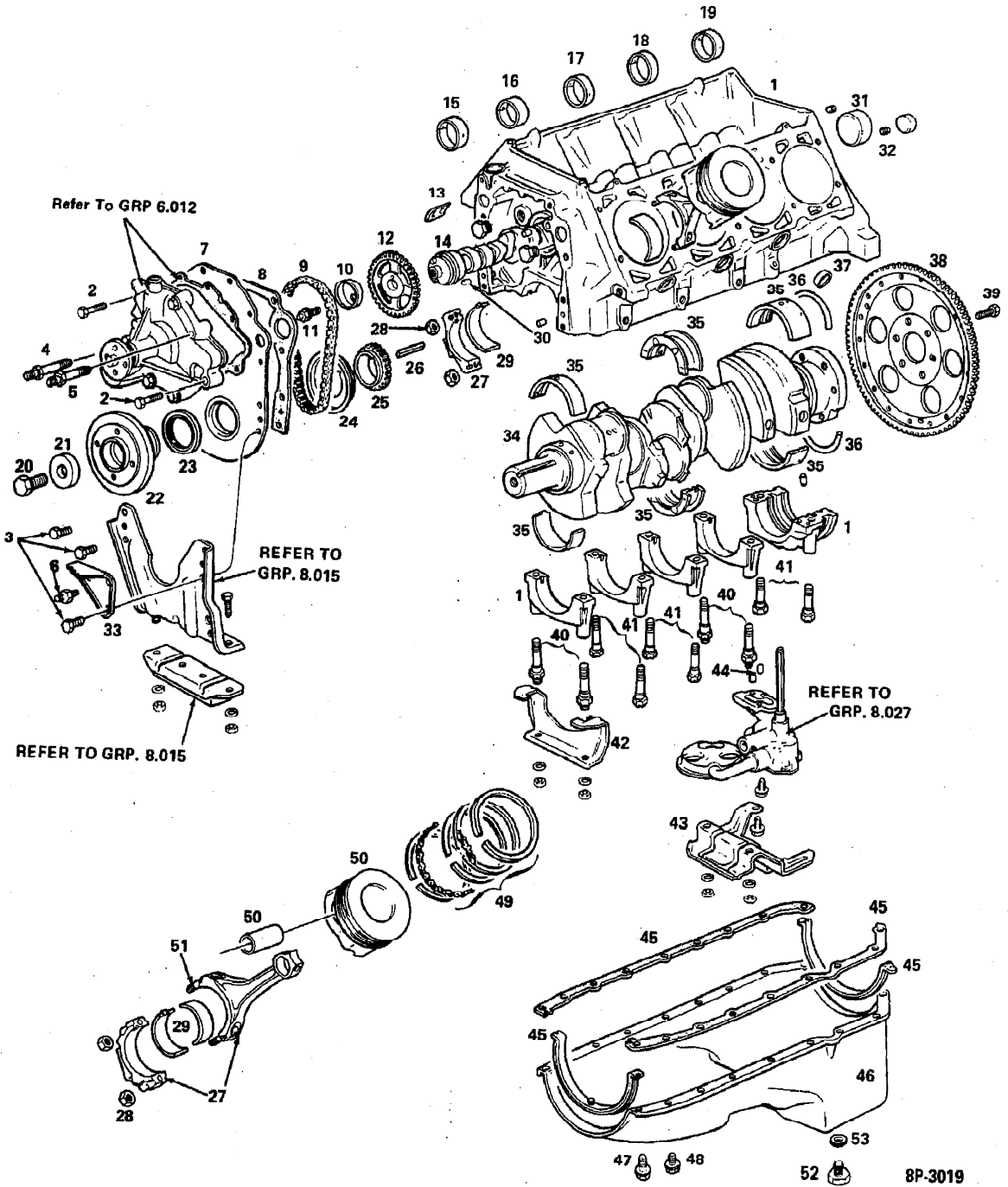
# ENGINE

## LIST OF SUB GROUPS

Name	Group No.
ACCELERATOR AND THROTTLE PUSHER .....	8.041
CYLINDER BLOCK, CRANKSHAFT AND OIL PAN .....	8.005
CYLINDER HEAD, VALVE MECHANISM AND MANIFOLDS .....	8.006
DRIVE — ACCESSORY .....	8.004
ENGINE .....	8.001
FILLER — OIL & LEVEL INDICATOR .....	8.026
FILTER — OIL .....	8.031
KIT — ENGINE TUNE UP .....	8.003
LINES — OIL .....	8.034
MOUNTING — ENGINE .....	8.015
PUMP — OIL .....	8.027



ENGINE



CYLINDER BLOCK, CRANKSHAFT AND OIL PAN

## 8.001 ENGINE

—	1	1	<b>413610</b>	ENGINE ASSY.—type 455 CID V-8 code VT (1973) (complete) (ref. only)
—	1	1	<b>416542</b>	ENGINE ASSY.—type 455 CID V-8 code VT (eff. w/ 1974 & prior to Serial No. 5V100472) (ref. only)
—	1	1	<b>417794</b>	ENGINE ASSY.—type 455 CID V-8 code RA (eff. w/Serial No. 5V100472 & prior to interm. of 1977)
—	1	1	<b>418694</b>	ENGINE ASSY.—type 455 CID (w/RPO NB4 & prior to interm. of 1977)
—	1	1	<b>556626</b>	ENGINE ASSY.—type 403 CID V-8 gas code RA (STD) (eff. w/interm. 1977)
—	1	1	<b>556627</b>	ENGINE ASSY.—type 403 CID V-8 gas (RPO NB4) (eff. w/interm 1977)
—	1	1	<b>561032</b>	ENGINE ASSY.—type 403 CID V-8 gas code RA (STD) (eff w/ 1978)
—	1	1	<b>561033</b>	ENGINE ASSY.—type 403 CID V-8 gas (RPO NB4) (eff w/ 1978)
—	1	1	<b>231469</b>	GASKET SET—engine (w/413610 engine)
—	1	1	<b>557864</b>	GASKET SET—engine (w/556626, 556627 engine)
—	1	1	<b>562047</b>	GASKET SET—engine (w/561032, 561033 engine)
—	1	1	<b>231467</b>	GASKET SET—valve grind (w/413610, 416542 engine)
—	1	1	<b>231896</b>	GASKET SET—valve, regrind (w/417794 engine)
—	1	1	<b>557869</b>	GASKET SET—valve, regrind (w/556626 engine)
—	1	1	<b>562117</b>	GASKET SET—valve, regrind (w/561032)

## 8.003 KIT — ENGINE TUNE UP

—	1	1	<b>796270</b>	KIT—engine tune up (prior to Serial No. 5V100472)
---	---	---	---------------	---

## 8.004 DRIVE — ACCESSORY

—	1	1	<b>416102</b>	BELT—drive (fan, water pump and power steering) (repl. 411235) (w/413610, 416542, 417794, 418694 engine)
—	1	1	<b>9433640</b>	BELT ASSY.—(fan, water pump and power steering) (eff. w/interm. 1977) (w/556626, 556627, 561032, 561033 engine)
—	1	1	<b>405600</b>	BELT—drive, generator (alternator) (prior to 1978)
—	1	1	<b>2025920</b>	BELT—drive, generator (alternator) (w/RPO LO4) (1978)
—	1	1	<b>9433674</b>	BELT—air conditioning compressor (w/413610, 416542, 417794 & 418694 engine)
—	1	1	<b>9433670</b>	BELT—air conditioning compressor (eff. w/interm 1977) (w/556626, 556627, 561032, 561033 engine)
—	1	1	<b>2006646</b>	BELT & HOSE KIT—driver convenience (emergency) (w/413610, 416542, 417794 & 418694 engine)
—	1	1	<b>2031044</b>	BELT & HOSE KIT—driver convenience (emergency) (w/556626, 556627, 561032 & 561033 engine)

## 8.005 CYLINDER BLOCK, CRANKSHAFT AND OIL PAN

1	1	1	<b>417292</b>	PARTIAL ENGINE ASSY.—(includes crankshaft, camshaft, pistons, connecting rods, bearings, gears, & timing chain) (repl. 231386) (w/413610, 416542 engine) (ref. only)
1	1	1	<b>231925</b>	PARTIAL ENGINE ASSY.—(incl. crankshaft, camshaft, pistons, connecting rods, bearings, gears, & timing chain) (w/413610, 416542, 417794, 418694 engine) (repl. 417292)
1	1	1	<b>556623</b>	PARTIAL ENGINE ASSY.—(eff. w/interm. 1977) (w/556626, 556627 engine) (details not available at time of publication)
1	1	1	<b>561028</b>	PARTIAL ENGINE ASSY.—(1978) (w/561032, 561033 engine) (details not available at time of publication)
2	2	2	<b>9422041</b>	BOLT—front cover (5/16-18 x 1-1/2)
3	AR	AR	<b>9427321</b>	BOLT—front cover & timing indicator to block (3/8-16 x 1-1/8) (300M) (repl. 186619)
4	1	1	<b>412610</b>	BOLT—front cover (5/16-18 x 2.62)
5	1	1	<b>413096</b>	BOLT—front cover (5/16-18 x 1-1/2)
6	1	1	<b>398446</b>	BOLT—front cover (3/8-16 x 1.22)
7	1	1	<b>382926</b>	COVER ASSY.—engine, front (less water pump)
8	1	1	<b>382927</b>	GASKET—engine front cover
9	1	1	<b>405866</b>	CHAIN—timing (w/413610, 416542 engine)
9	1	1	<b>382881</b>	CHAIN—timing (opt. 401584) (w/417794, 418694, 556626, 556627, 561032, 561033 engine)
10	1	1	<b>382892</b>	ECCENTRIC—fuel pump

## ENGINE

KEY 230 260 PART NUMBER

## 8.005 CYLINDER BLOCK, CRANKSHAFT AND OIL PAN (Cont.)

11	1	1	382888	BOLT—camshaft gear and eccentric
12	1	1	388049	GEAR—camshaft (opt. 388056) (w/413610, 416542 engine)
12	1	1	381263	GEAR—camshaft (opt. 383788) (w/417794, 418694, 556626, 556627, 561032, 561033 engine)
13	1	1	383379	BAFFLE—oil filler
14	1	1	400117	CAMSHAFT ASSY.—engine (w/413610, 416542, 417794, 418694 engine)
14	1	1	400084	CAMSHAFT ASSY.—engine (eff. w/interm. 1977) (w/556626, 556627 engine)
14	1	1	562299	CAMSHAFT ASSY.—engine (1978) (w/561032, 561033)
15	1	1	561077	BEARING—camshaft No. 1 (repl. 390299)
16	1	1	390300	BEARING—camshaft No. 2
17	1	1	390301	BEARING—camshaft No. 3
18	1	1	390302	BEARING—camshaft No. 4
19	1	1	390303	BEARING—camshaft No. 5
20	1	1	271630	BOLT—balancer to crankshaft (3/4-16 x 1 1/2)
21	1	1	568738	WASHER—balancer to crankshaft (.780 I.D. x 1.78 O.D.)
22	1	1	400133	BALANCER ASSY.—crankshaft (1973)
22	1	1	417142	BALANCER ASSY.—crankshaft (eff. w/1974)
23	1	1	552711	SEAL—front crankshaft (repl. 382663)
24	1	1	382572	SLINGER—oil, crankshaft
25	1	1	388057	GEAR—crankshaft (w/413610, 416542 engine)
25	1	1	382880	GEAR—crankshaft (w/417794, 418694, 556626, 556627, 561032, 561033 engine)
26	1	1	588526	KEY—crankshaft gear
27	8	8	410999	ROD ASSY.—connecting (w/413610, 416542, 417794, 418694 engine)
27	8	8	555142	ROD ASSY.—connecting (eff. w/interm. 1977) (w/556626, 556627, 561032, 561033 engine)
28	16	16	395921	NUT—connecting rod bolt (3/8-24)
29	8	8	5474560	BEARING SET—connecting rod, standard (w/413610, 416542, 417794, 418694 engine)
29	8	8	5474561	BEARING SET—connecting rod, .022 U.S. (w/413610, 416542, 417794, 418694 engine)
29	8	8	5474562	BEARING SET—connecting rod, .010 U.S. (w/413610, 416542, 417794, 418694 engine)
29	8	8	5474563	BEARING SET—connecting rod, .012 U.S. (w/413610, 416542, 417794, 418694 engine)
29	8	8	5474564	BEARING SET—connecting rod, .020 U.S. (w/413610, 416542, 417794, 418694 engine)
29	8	8	5474130	BEARING SET—upper & lower connecting standard (eff. w/interm. 1977) (w/556626, 556627, 561032, 561033 engine)
29	8	8	5474132	BEARING SET—upper & lower .010 O.S. (eff. w/interm. 1977) (w/556626, 556627, 561032, 561033 engine)
30	2	2	585927	PIN—front cover to cylinder block, (RH)
30	1	1	417141	PIN—front cover to cylinder block, (LH)
31	1	1	588527	PLUG—camshaft rear bearing
32	2	2	—	PLUG—oil passage (RH & LH)
33	1	1	403902	INDICATOR—timing (1973)
33	1	1	419048	INDICATOR—timing (eff. w/1974) (repl. 417140)
34	1	1	231726	CRANKSHAFT—engine (w/413610, 416542, 417794, 418694 engine) (repl. 230908)
34	1	1	555479	CRANKSHAFT—engine (w/556626, 556627, 561032, 561033 engine)
35	1	1	5466312	BEARING KIT—main, crankshaft No. 1, standard (w/413610, 416542, 417794, 418694 engine)
35	1	1	5466315	BEARING KIT—main, crankshaft No. 1, .0005 U.S. (w/413610, 416542, 417794, 418694 engine)
35	1	1	5466318	BEARING KIT—main, crankshaft No. 1, .0010 U.S. (w/413610, 416542, 417794, 418694 engine)
35	1	1	5466321	BEARING KIT—main, crankshaft No. 1, .0015 U.S. (w/413610, 416542, 417794, 418694 engine)
35	1	1	5466303	BEARING KIT—main, crankshaft No. 1, .002 U.S. (w/413610, 416542, 417794, 418694 engine)
35	1	1	5466306	BEARING KIT—main, crankshaft No. 1, .010 U.S. (w/413610, 416542, 417794, 418694 engine)

# ENGINE

KEY 230 260 PART NUMBER

## 8.005 CYLINDER BLOCK, CRANKSHAFT AND OIL PAN (Cont.)

35	1	1	<b>5466309</b>	BEARING KIT—main, crankshaft No. 1, .020 U.S. (w/413610, 416542, 417794, 418694 engine)
35	2	2	<b>5458657</b>	BEARING KIT—main, crankshaft, front and rear intermediate, standard (w/413610, 416542, 417794, 418694 engine)
35	2	2	<b>5458658</b>	BEARING KIT—main, crankshaft, front and rear intermediate, .0005 U.S. (w/413610, 416542, 417794, 418694 engine)
35	2	2	<b>5458659</b>	BEARING KIT—main, crankshaft, front and rear intermediate, .0010 U.S. (w/413610, 416542, 417794, 418694 engine)
35	2	2	<b>5458660</b>	BEARING KIT—main, crankshaft, front and rear intermediate, .0015 U.S. (w/413610, 416542, 417794, 418694 engine)
35	2	2	<b>5458661</b>	BEARING KIT—main, crankshaft, front and rear intermediate, .002 U.S. (w/413610, 416542, 417794, 418694 engine)
35	2	2	<b>5458662</b>	BEARING KIT—main, crankshaft, front and rear intermediate, .010 U.S. (w/413610, 416542, 417794, 418694 engine)
35	2	2	<b>5458663</b>	BEARING KIT—main, crankshaft, front and rear intermediate, .020 U.S. (w/413610, 416542, 417794, 418694 engine)
35	1	1	<b>5463797</b>	BEARING KIT—main, crankshaft, center, standard (w/413610, 416542, 417794, 418694 engine)
35	1	1	<b>5463798</b>	BEARING KIT—main, crankshaft, center, .0005 U.S. (w/413610, 416542, 417794, 418694 engine)
35	1	1	<b>5463799</b>	BEARING KIT—main, crankshaft, center, .0010 U.S. (w/413610, 416542, 417794, 418694 engine)
35	1	1	<b>5463800</b>	BEARING KIT—main, crankshaft, center, .0015 U.S. (w/413610, 416542, 417794, 418694 engine)
35	1	1	<b>5463801</b>	BEARING KIT—main, crankshaft, center, .002 U.S. (w/413610, 416542, 417794, 418694 engine)
35	1	1	<b>5463802</b>	BEARING KIT—main, crankshaft, center, .010 U.S. (w/413610, 416542, 417794, 418694 engine)
35	1	1	<b>5463803</b>	BEARING KIT—main, crankshaft, center, .020 U.S. (w/413610, 416542, 417794, 418694 engine)
35	1	1	<b>5466314</b>	BEARING KIT—main, crankshaft, rear, standard (w/413610, 416542, 417794, 418694 engine)
35	1	1	<b>5466317</b>	BEARING KIT—main, crankshaft, rear, .0005 U.S. (w/413610, 416542, 417794, 418694 engine)
35	1	1	<b>5466320</b>	BEARING KIT—main, crankshaft, rear, .0010 U.S. (w/413610, 416542, 417794, 418694 engine)
35	1	1	<b>5466323</b>	BEARING KIT—main, crankshaft, rear, .0015 U.S. (w/413610, 416542, 417794, 418694 engine)
35	1	1	<b>5466305</b>	BEARING KIT—main, crankshaft, rear, .002 U.S. (w/413610, 416542, 417794, 418694 engine)
35	1	1	<b>5466308</b>	BEARING KIT—main, crankshaft, rear, .010 U.S. (w/413610, 416542, 417794, 418694 engine)
35	1	1	<b>5466311</b>	BEARING KIT—main, crankshaft, rear, .020 U.S. (w/413610, 416542, 417794, 418694 engine)
35	1	1	<b>5466211</b>	BEARING KIT—crankshaft No. 1, 2 & 4 upper & lower standard (eff. w/interm. 1977) (w/556626, 556627, 561032, 561033 engine)
35	1	1	<b>5466212</b>	BEARING KIT—crankshaft No. 1 upper & lower, .0005 U.S. (eff. w/interm. 1977) (w/556626, 556627, 561032, 561033 engine)
35	1	1	<b>5466213</b>	BEARING KIT—crankshaft No. 1, 2 & 4 upper & lower, .0010 U.S. (eff. w/interm. 1977) (w/556626, 556627, 561032, 561033 engine)
35	1	1	<b>5466214</b>	BEARING KIT—crankshaft No. 1 upper & lower, .0015 U.S. (eff. w/interm. 1977) (w/556626, 556627, 561032, 561033 engine)
35	1	1	<b>5466089</b>	BEARING KIT—crankshaft No. 2 & 4 upper & lower standard (eff. w/interm. 1977) (w/556626, 556627, 561032, 561033 engine)
35	AR	AR	<b>5466104</b>	BEARING KIT—crankshaft No. 2 & 4 upper & lower, .0005 U.S. (eff. w/interm. 1977) (w/556626, 556627, 561032, 561033 engine)
35	AR	AR	<b>5466093</b>	BEARING KIT—crankshaft No. 2 & 4 upper & lower, .0010 U.S. (eff. w/interm. 1977) (w/556626, 556627, 561032, 561033 engine)
35	AR	AR	<b>5466105</b>	BEARING KIT—crankshaft No. 2 & 4 upper & lower, .0015 U.S. (eff. w/interm. 1977) (w/556626, 556627, 561032, 561033 engine)
35	1	1	<b>5466090</b>	BEARING KIT—crankshaft No. 3 upper & lower standard (eff. w/interm. 1977) (w/556626, 556627, 561032, 561033 engine)
35	AR	AR	<b>5466110</b>	BEARING KIT—crankshaft No. 3 upper & lower, .0005 U.S. (eff. w/interm. 1977) (w/556626, 556627, 561032, 561033 engine)
35	AR	AR	<b>5466094</b>	BEARING KIT—crankshaft No. 3 upper & lower, .0010 U.S. (eff. w/interm. 1977) (w/556626, 556627, 561032, 561033 engine)

## ENGINE

KEY 230 260 PART NUMBER

## 8.005 CYLINDER BLOCK, CRANKSHAFT AND OIL PAN (Cont.)

35	AR	AR	5466111	BEARING KIT—crankshaft No. 3 upper & lower .0015 U.S. (eff. w/interm. 1977) (w/556626, 556627, 561032, 561033 engine)
35	1	1	5466091	BEARING KIT—crankshaft No. 5 upper & lower standard (eff. w/interm. 1977) (w/556626, 556627, 561032, 561033 engine)
35	AR	AR	5466114	BEARING KIT—crankshaft No. 5 upper & lower .0005 U.S. (eff. w/interm. 1977) (w/556626, 556627, 561032, 561033 engine)
35	AR	AR	5466095	BEARING KIT—crankshaft No. 5 upper & lower .0010 U.S. (eff. w/interm. 1977) (w/556626, 556627, 561032, 561033 engine)
35	AR	AR	5466115	BEARING KIT—crankshaft No. 5 upper & lower .0015 U.S. (eff. w/interm. 1977) (w/556626, 556627, 561032, 561033 engine)
36	2	2	9772831	SEAL—rear, crankshaft
37	6	6	555679	PLUG—cylinder block core hole, cup
38	1	1	399964	FLYWHEEL ASSY.—engine (incl. ring gear) (repl. 553243) (prior to 1978) (w/413610, 416542, 417794, 418694, 556626, 556627 engine)
38	1	1	560712	FLYWHEEL ASSY.—engine (incl. ring gear) (1978) (w/561032, 561033 engine)
39	6	6	—	BOLT—flywheel to crankshaft (procure locally) (ref. 9409085) (w/413610, 416542, 417794, 418694 engine)
39	6	6	3727207	BOLT—flywheel to crankshaft (eff. w/interm. 1977) (w/556626, 556627, 561032, 561033 engine)
40	4	4	587509	BOLT—main bearing cap No. 1-4
41	6	6	392190	BOLT—main bearing cap No. 2-3-5
42	1	1	391448	DEFLECTOR—oil, front
43	1	1	390980	DEFLECTOR—oil, rear
44	2	2	380628	PIN—oil pump to bearing cap
45	1	1	384472	GASKET SET—oil pan (incl. gaskets and seats)
46	1	1	398438	PAN—oil, engine
47	4	4	385099	BOLT—oil pan block (5/16-18 x 22/32)
48	14	14	388708	BOLT—oil pan to block (1/4-20 x 9/16)
49	8	8	231429	RING SET—piston, standard (w/413610, 416542, 417794, 418694 engine)
49	8	8	231421	RING SET—piston, .010 O.S. (w/413610, 416542, 417794, 418694 engine)
49	8	8	231430	RING SET—piston, .030 O.S. (w/413610, 416542, 417794, 418694 engine)
49	8	8	556291	RING SET—piston, single cylinder standard (eff. w/interm. 1977) (w/556626, 556627, 561032, 561033 engine)
49	8	8	556292	RING SET—piston, single cylinder .010 O.S. (eff. w/interm. 1977) (w/556626, 556627, 561032, 561033 engine)
49	8	8	556293	RING SET—piston, single cylinder .020 O.S. (eff. w/interm. 1977) (w/556626, 556627, 561032, 561033 engine)
50	8	8	231110	PISTON ASSY.—engine (code A) (std., incl. pin) (w/413610, 416542, 417794, 418694 engine)
50	8	8	231111	PISTON ASSY.—engine (code B) (std., incl. pin) (w/413610, 416542, 417794, 418694 engine)
50	8	8	231112	PISTON ASSY.—engine (code C) (std., incl. pin) (w/413610, 416542, 417794, 418694 engine)
50	8	8	231113	PISTON ASSY.—engine (code D) (std., incl. pin) (w/413610, 416542, 417794, 418694 engine)
50	8	8	231114	PISTON ASSY.—engine (code J) (std., incl. pin) (w/413610, 416542, 417794, 418694 engine)
50	8	8	231115	PISTON ASSY.—engine (code K) (std., incl. pin) (w/413610, 416542, 417794, 418694 engine)
50	8	8	231116	PISTON ASSY.—engine (code L) (std., incl. pin) (w/413610, 416542, 417794, 418694 engine)
50	8	8	231117	PISTON ASSY.—engine (code M) (.010 O.S., incl. pin) (w/413610, 416542, 417794, 418694 engine)
50	8	8	231118	PISTON ASSY.—engine (no code) (.020 O.S., incl. pin) (w/413610, 416542, 417794, 418694 engine)
50	8	8	556265	PISTON ASSY.—engine (code A std.) (eff. w/interm. 1977) (w/556626, 556627, 561032, 561033 engine)
50	8	8	556266	PISTON ASSY.—engine (code B std.) (eff. w/interm. 1977) (w/556626, 556627, 561032, 561033 engine)
50	8	8	556267	PISTON ASSY.—engine (code C std.) (eff. w/interm. 1977) (w/556626, 556627, 561032, 561033 engine)

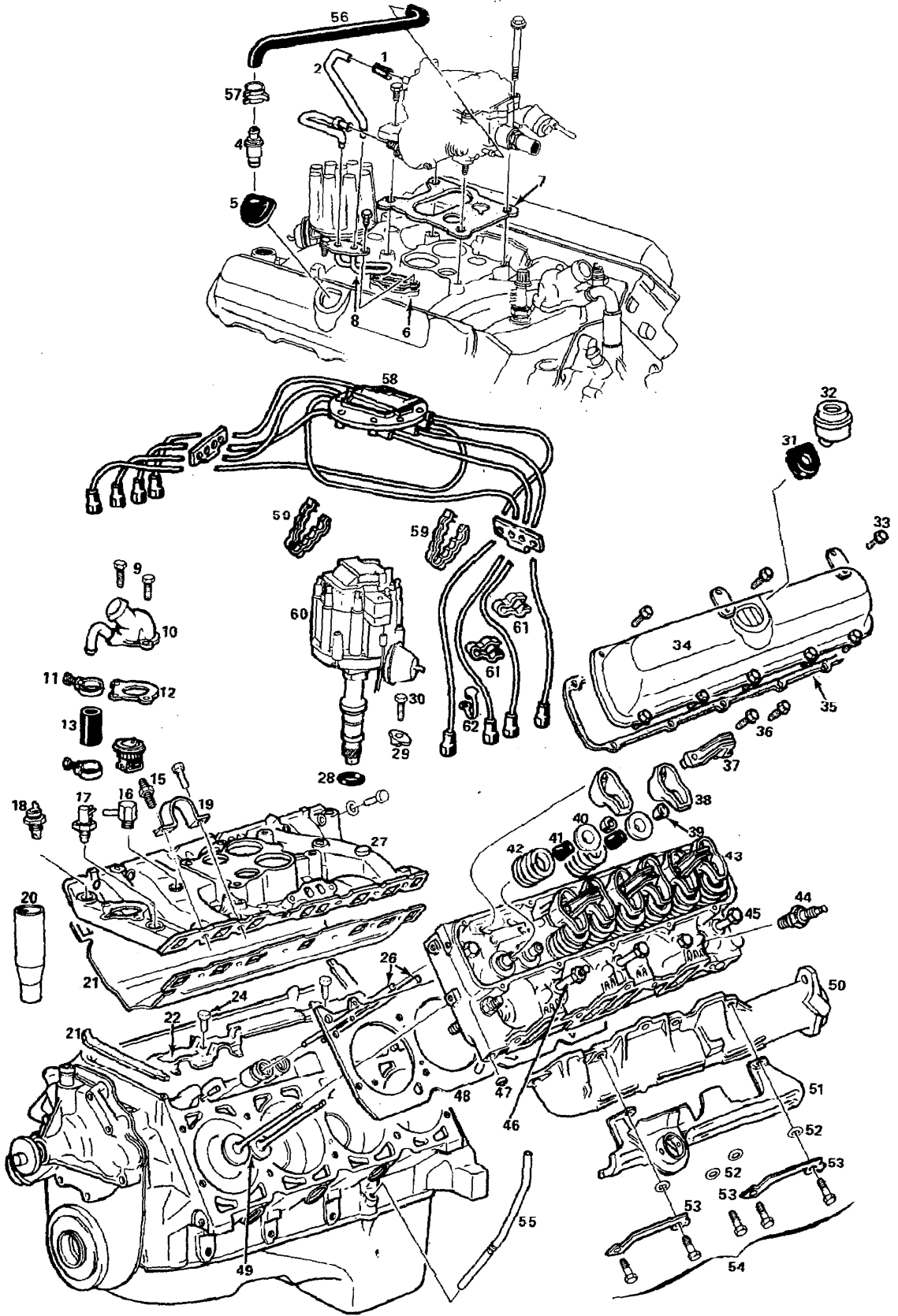
# ENGINE

KEY 230 260 PART NUMBER

## 8.005 CYLINDER BLOCK, CRANKSHAFT AND OIL PAN (Cont.)

50	8	8	<b>556268</b>	PISTON ASSY.—engine (code D std.) (eff. w/interm. 1977) (w/556626, 556627, 561032, 561033 engine)
50	8	8	<b>556269</b>	PISTON ASSY.—engine (code J std.) (eff. w/interm. 1977) (w/556626, 556627, 561032, 561033 engine)
50	8	8	<b>556270</b>	PISTON ASSY.—engine (code K std.) (eff. w/interm. 1977) (w/556626, 556627, 561032, 561033 engine)
50	8	8	<b>556271</b>	PISTON ASSY.—engine (code L std.) (eff. w/interm. 1977) (w/556626, 556627, 561032, 561033 engine)
50	8	8	<b>556272</b>	PISTON ASSY.—engine (code M std.) (eff. w/interm. 1977) (w/556626, 556627, 561032, 561033 engine)
50	8	8	<b>556273</b>	PISTON ASSY.—engine (no code) (.030 O.S.) (eff. w/interm. 1977) (w/556626, 556627, 561032, 561033 engine)
51	16	16	<b>382570</b>	BOLT—connecting rod (eff. w/interm. 1977) (w/556626, 556627, 561032, 561033 engine)
51	16	16	<b>397859</b>	BOLT—connecting rod (w/413610, 416542, 417794, 418694 engine)
52	1	1	<b>390919</b>	PLUG—drain, oil pan
53	1	1	<b>513975</b>	GASKET—oil pan drain plug (repl. 559563)
—	2	2	<b>444619</b>	PLUG—drain, cylinder block (1/4-18)
—	1	1	<b>409806</b>	PULLEY—crankshaft (prior to 1978)
—	1	1	<b>2025925</b>	PULLEY—crankshaft (w/RPO LO4) (1978)
—	2	2	<b>3712745</b>	PIN—transmission to cylinder block (w/417794, 418694 engine)
—	1	1	<b>413783</b>	BRACKET—retainer, spark plug (w/417794 engine)
—	1	1	<b>389750</b>	COVER ASSY.—flywheel (w/413610, 416542, 417794, 418694 engine)
—	1	1	<b>398295</b>	PIN—piston (eff. w/interm. 1977) (w/556626, 556627, 561032, 561033 engine)

ENGINE



8.006 CYLINDER HEAD, VALVE MECHANISM & MANIFOLDS

8P-3049-177

# ENGINE

KEY    230    260    PART NUMBER

## 8.006 CYLINDER HEAD, VALVE MECHANISM AND MANIFOLDS

1	1	1	<b>393722</b>	HOSE—clean air pipe to carburetor
2	1	1	<b>413195</b>	PIPE—choke, clean air (w/413610, 416542, 417794, 418694 engine)
2	1	1	<b>419302</b>	PIPE—choke clean air (eff. w/interm. 1977) (w/556626, 556627, 561032, 561033 engine)
3	1	1	<b>555665</b>	PIPE ASSY.—choke hot air (eff. w/interm. 1977) (w/556626, 556627, 561032, 561033 engine)
3	1	1	<b>413196</b>	PIPE ASSY.—choke, hot air (w/413610, 416542, 417794, 418694 engine)
4	1	1	<b>6421972</b>	VALVE ASSY.—crankcase ventilator (pkg.) (w/413610, 416542, engine)
4	1	1	<b>6424982</b>	VALVE ASSY.—engine (PCV) (w/417794, 418694, 556626, 556627 engine)
5	1	1	<b>385283</b>	GROMMET—vent valve to valve cover
6	1	1	<b>382709</b>	GASKET—choke heater
7	1	1	<b>412501</b>	GASKET—carburetor
8	1	1	<b>412620</b>	TUBE ASSY.—choke heater (w/413610, 416542, 417794, 556626, 556627, 561032, 561033 engine)
8	1	1	<b>552708</b>	TUBF ASSY.—choke heater (SOA) (w/418694 engine)
9	1	1	<b>413096</b>	BOLT—water outlet to intake manifolds (w/418694 engine)
9	1	1	<b>9418918</b>	BOLT—water outlet to intake manifolds (w/418694, 556626, 556627, 561032, 561033 engine)
9	2	2	<b>9418918</b>	BOLT—water outlet to intake manifolds (w/413610, 416542, 417794 engine)
10	1	1	<b>409037</b>	OUTLET—engine water
11	2	2	<b>9436038</b>	CLAMP—water by-pass hose
12	1	1	<b>404633</b>	GASKET—water outlet
13	1	1	<b>409042</b>	HOSE—water by-pass (w/413610, 416542, 417794, 418694 engine)
13	1	1	<b>409041</b>	HOSE—water by-pass (eff. w/interm. 1977) (w/556626, 556627, 561032, 561033 engine)
14	1	1	<b>3030055</b>	THERMOSTAT ASSY.—engine (repl. 3027868)
15	1	1	<b>411584</b>	BOLT—intake manifold to cylinder head, front
16	1	1	<b>413037</b>	CONNECTOR—vacuum hose to manifolds (w/413610, 416542 engine)
16	1	1	<b>550636</b>	CONNECTOR—vacuum hose to manifolds (w/417794, 418694 engine)
16	1	1	<b>556479</b>	CONNECTOR—vacuum hose to manifolds (w/556626 & 556627, 561032, 561033 engine)
17	1	1	<b>6402383</b>	SWITCH—engine water temperature
18	1	1	<b>413473</b>	SWITCH—carburetor, thermal vacuum (std.)
18	1	1	<b>3038957</b>	SWITCH ASSY.—thermal vacuum (w/RPO NB4)
19	1	1	<b>387445</b>	STRAP—engine lifting
20	1	1	—	TUBE—oil filler, upper (incl. clamp) (see grp. 8.026)
21	1	1	<b>231465</b>	GASKET SET—intake manifold (w/413610, 416542, 417794, 418694 engine)
21	1	1	<b>557866</b>	GASKET—intake manifold (eff. w/interm. 1977) (w/556626, 556627, 561032, 561033 engine)
22	1	1	<b>391116</b>	BAFFLE—intake manifold
23	4	4	<b>585927</b>	PIN—cylinder head to block
24	2	2	<b>9418998</b>	BOLT—baffle to block
25	10	10	<b>5232750</b>	LIFTER ASSY.—valve
25	16	16	<b>5232895</b>	LIFTER ASSY.—valve (O10 O.S.)
26	16	16	<b>401479</b>	ROD—valve, push (w/413610, 416542, 417794, 418694 engine)
26	16	16	<b>398687</b>	ROD—valve, push (eff. w/interm. 1977) (w/556626, 556627, 561032, 561033 engine)
27	1	1	<b>418203</b>	MANIFOLD—intake (w/413610, 416542, 417794, 418694 engine)
27	1	1	<b>556859</b>	MANIFOLD—intake (w/556626, 556627 engine)
27	1	1	<b>561998</b>	MANIFOLD—intake (w/561032, 561033)
28	1	1	<b>383524</b>	SEAL—distributor
29	1	1	<b>3835505</b>	CLAMP—distributor
30	1	1	<b>9421235</b>	BOLT—clamp
31	1	1	<b>385204</b>	GROMMET—filter to valve cover
32	1	1	<b>403192</b>	FILTER ASSY.—ventilation, crankcase (prior to 1978)
32	1	1	<b>557240</b>	FILTER ASSY.—ventilation, crankcase (1978)
33	20	20	<b>388708</b>	BOLT—cylinder head cover
34	2	2	<b>414123</b>	COVER ASSY.—cylinder head (w/413610, 416542 engine)



# ENGINE

KEY 230 260 PART NUMBER

## 8.006 CYLINDER HEAD, VALVE MECHANISM AND MANIFOLDS (Cont.)

34	2	2	551459	COVER ASSY.—cylinder head (w/417794, 418694 engine)
34	2	2	556263	COVER ASSY.—cylinder head (w/556626, 556627, 561032, 561033 engine)
35	2	2	415629	GASKET—cylinder head cover (silicone rubber adhesive)
35	1	1	393573	GASKET—cylinder head cover (20.00" lg. x 4.72" wide x .062" thk.)
36	16	16	—	BOLT—rocker arm pivot (5/16-18 x 1-3/8) (procure locally)
37	8	8	391208	PIVOT—valve rocker arm
38	16	16	401384	ARM—valve rocker
39	32	32	838029	KEY—intake and exhaust valve (repl. 404674)
40	16	16	406996	ROTATOR ASSY.—valve
41	8	8	401823	DEFLECTOR—oil, exhaust valve
41	8	8	406595	DEFLECTOR—oil, intake valve
42	16	16	411226	SPRING—intake and exhaust
43	2	2	231472	HEAD ASSY.—cylinder (413610, 416542, 417794, 418694 engine)
43	2	2	556282	HEAD ASSY.—cylinder (eff. w/interm. 1977) (incl. next (2) items) (w/556626, 556627, 561032, 561033 engine)
—	1	1	554832	HEAD—cylinder (eff. w/interm. 1977) (w/556626, 556627, 561032, 561033 engine)
—	4	4	304018	PLUG—air injector hole (eff. w/interm. 1977) (w/556626, 556627, 561032, 561034 engine)
44	8	8	5612028	PLUG—spark (w/413610, 416542 engine) (R45S) (repl. 5612073)
44	8	8	5613516	PLUG—spark (w/417794, 418694 engine) (R46SX) (repl. 5631579)
44	8	8	5613664	PLUG—spark (eff. w/interm. 1977) (w/556626, 556627, 561032, 561033 engine) (R465X)
45	14	14	380252	BOLT—cylinder head (w/413610, 416542, 417794, 418694 engine)
45	2	2	414072	BOLT—cylinder head (w/413610, 416542, 417794, 418694 engine)
45	2	2	380253	BOLT—cylinder head (w/413610, 416542, 417794, 418694 engine)
46	13	13	556926	BOLT—cylinder head (eff. w/interm. 1977) (w/556626, 556627, 561032, 561033 engine)
46	3	3	556931	BOLT—cylinder head (eff. w/interm. 1977) (w/556626, 556627, 561032, 561033 engine)
46	2	2	556927	BOLT—cylinder head (eff. w/interm. 1977) (w/556626, 556627, 561032, 561033 engine)
46	2	2	383038	BOLT—cylinder head (stub end) (w/413610, 416542, 417794, 418694 engine)
46	2	2	556629	BOLT—cylinder head (stub end) (eff. w/interm. 1977) (w/556626, 556627, 561032, 561033 engine)
47	4	4	380254	PLUG—cylinder head core
48	2	2	404896	GASKET—cylinder head (w/413610, 416542 engine)
48	2	2	551273	GASKET—cylinder head (w/417794, 418694 engine)
48	2	2	555197	GASKET—cylinder head (w/556626, 556627, 561032, 561033 engine)
49	8	8	553408	VALVE—exhaust, standard (repl. 401762, 417736)
49	8	8	553409	VALVE—exhaust, .003 O.S. (repl. 401763, 417737)
49	8	8	553410	VALVE—exhaust, .010 O.S. (repl. 401765, 417739)
49	8	8	553412	VALVE—exhaust, .013 O.S.
49	8	8	553402	VALVE—intake, standard (repl. 412821)
49	8	8	553403	VALVE—intake, .003 O.S. (repl. 412822)
49	8	8	553404	VALVE—intake, .005 O.S. (repl. 412823)
49	8	8	553405	VALVE—intake, .010 O.S. (repl. 412824)
49	8	8	553406	VALVE—intake, .013 O.S. (repl. 412825)
50	1	1	411970	MANIFOLD—exhaust, (RH) (w/413610, 416542, 417794, 418694 engine)
50	1	1	554581	MANIFOLD—RH exhaust (eff. w/interm. 1977) (556626, 556627, 561032, 561033 engine)
50	1	1	407103	MANIFOLD—exhaust, (LH) (w/413610, 416542, 417794, 418694, 556626, 556627, 561032, 561033 engine)
51	1	1	411734	SHROUD ASSY.—exhaust manifolds (w/413610, 416542, 418694 engine)
51	1	1	416616	SHROUD ASSY.—exhaust manifolds (w/417794, 556626, 556627, 561032, 561033 engine)
52	9	9	555698	WASHER—exhaust manifold bolt
53	4	4	398423	LOCK—exhaust manifold bolt

# ENGINE

KEY 230 260 PART NUMBER

## 8.006 CYLINDER HEAD, VALVE MECHANISM AND MANIFOLDS (Cont.)

54	10	10	9420462	BOLT—intake & exhaust manifold to cylinder head (3/8-16 x 1-1/4) (300M)
55	1	1	702000	TUBE—oil level indicator, lower
56	1	1	411685	HOSE—vent. valve to carburetor
57	1	1	3829058	CLAMP—hose to vent valve
58	1	1	—	HARNESS ASSY.—high energy ignition (spark plug) (see group 7.038)
59	2	2	—	RETAINER—spark plug cable (see group 7.038)
60	1	1	—	DISTRIBUTOR—complete (See group 7.031) distributor w/high energy ignition (see group 7.031A)
61	3	3	—	RETAINER—spark plug cable (see group 7.038)
62	1	1	—	RETAINER—spark plug cable (see group 7.038)
—	1	1	497853	VALVE ASSY.—thermal vacuum switch hose check (w/RPO NB4)
—	1	1	3979424	TEE—thermal vacuum switch double (w/RPO NB4)
—	1	1	415899	HOSE—RH thermal vacuum switch center port to distributor advance (w/RPO NB4)
—	1	1	415899	HOSE—LH thermal vacuum switch bottom port to carburetor LH front (w/RPO NB4)
—	1	1	417235	HOSE—RH thermal vacuum switch bottom port to double tee (w/RPO NB4)
—	1	1	9436263	HOSE—RH thermal vacuum switch top port to LH center port (w/RPO NB4) (repl. 9433275)
—	1	1	NPN	HOSE—double tee to distributor retard port (ref. 9433206) (proc. loc.) (w/RPO NB4)
—	1	1	419801	HOSE—double tee to tee & double tee to check valve (w/RPO NB4)
—	1	1	415899	HOSE—check valve to LH thermal vacuum switch top port (w/RPO NB4)
—	1	1	415899	HOSE—dist. to vac. control, switch & vac. control switch to carburetor rear (25 ft. roll. ctt)
—	1	1	413903	COVER—E.G.R. opening in intake manifold (eff. w/interm. 1977) (w/556626, 556627, 561032, 561033 engine)
—	1	1	413158	VALVE—EGR valve control
—	1	1	409076	CAP—oil filter
—	2	2	413069	BAFFLE—ventilation, valve cover (w/413610, 416542 engine)
—	2	2	551460	BAFFLE—ventilation, valve cover (w/417794, 418694, 556626, 556627, 561032, 561033 engine)
—	1	1	411685	HOSE—vent valve to carburetor (w/417794 engine)
—	1	1	392995	HOSE—vent valve to carburetor (eff. w/interm 1977) (w/556626, 556627, 561032, 561033 engine)
—	1	1	406511	TEE—crankcase vent hose (w/RPO NB4) (1978)
—	1	1	416442	HOSE—carburetor vacuum tee to thermal vacuum switch (w/RPO NB4) (1978)
—	1	1	417232	HOSE—carburetor LH front port to tee (w/RPO NB4) (1978)
—	1	1	6272766	TEE—distributor retard hose (w/RPO NB4) (1978) (repl. 406026)
—	1	1	419801	HOSE—distributor retard port to tee (w/RPO NB4) (1978)
—	1	1	3829058	CLAMP—hose to vent valve

## 8.009 FILTER — OIL

—	1	1	6437999	FILTER ASSY.—oil (incl. base & next item) (w/413610, 416542, 417794, 418694 engine)
—	1	1	6437994	ELEMENT—oil filter (w/413610, 416542, 417794, 418694 engine)
—	1	1	6436950	GASKET—to adapter (w/413610, 416542, 417794, 418694 engine)
—	1	1	719296	ADAPTER—engine oil filter (w/413610, 416542, 417794, 418694 engine)
—	1	1	2387408	FITTING—hose return, engine oil cooler, & hose feed to engine oil cooler (w/413610, 416542, 417794, 418694 engine)
—	1	1	692943	FITTING—extension to oil filter (w/413610, 416542, 417794, 418694 engine)
—	1	1	389942	GASKET—oil filter to block (w/413610, 416542, 417794, 418694 engine)
—	1	1	25010407	FILTER ASSY.—oil (ret. only) (eff. w/interm. 1977) (w/556626, 556627, 561032, 561033 engine)
—	1	1	6437994	ELEMENT—oil filter (w/556626, 556627 engine)
—	1	1	25010324	ELEMENT—oil filter (w/561032, 561033 engine)
—	1	1	6436950	GASKET—to adapter (w/556626, 556627, 561032, 561033 engine)

# ENGINE

KEY    230    260    PART NUMBER

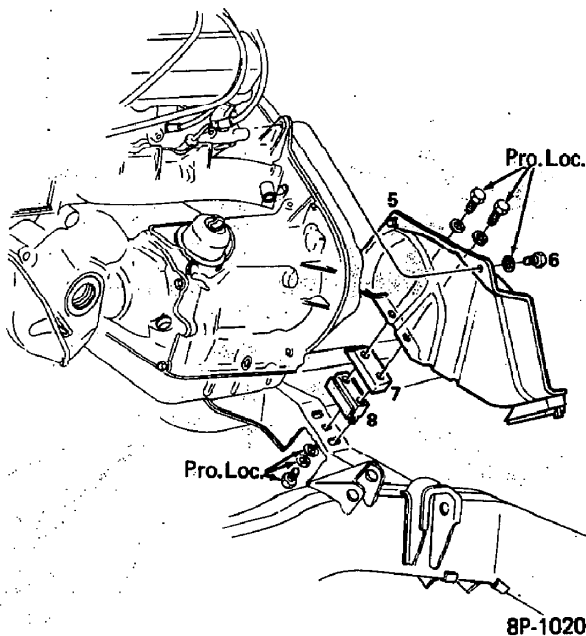
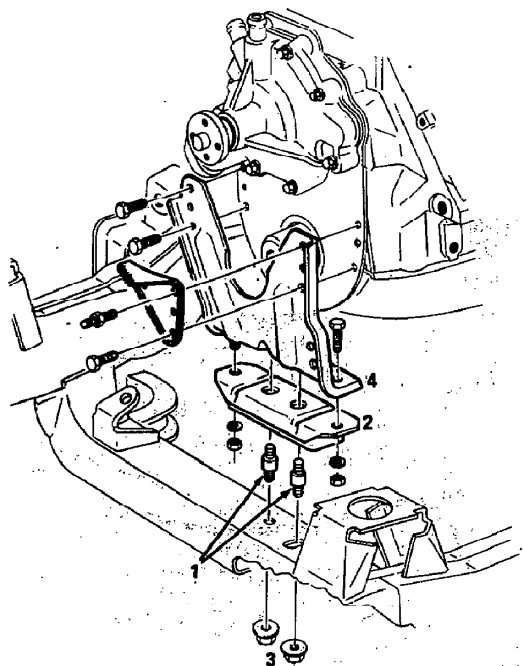
## 8.009 FILTER — OIL (Cont.)

—	1	1	<b>2015464</b>	ADAPTER—engine oil filter (w/556626, 556627, 561032, 561033 engine)
—	1	1	<b>2387408</b>	FITTING—hose return engine oil cooler, & hose feed to engine oil cooler (w/556626, 556627, 561032, 561033 engine)
—	1	1	<b>692943</b>	FITTING—extension to oil filter (w/556626, 556627, 561032, 561033 engine)
—	1	1	<b>556879</b>	GASKET—oil filter to block (eff. w/interm. 1977) (w/556626, 556627, 561032, 561033 engine)
—	2	2	<b>9427321</b>	BOLT—oil filter to block (3/8-16 x 1) (300M)
—	1	1	<b>433114</b>	ROIT—oil filter to block

## 8.012 LINES — OIL

—	1	1	<b>694300</b>	HOSE ASSY.—feed engine oil cooler (413610, 416542, 417794, 418694 engine)
—	1	1	<b>694533</b>	HOSE ASSY.—return, engine oil cooler (413610, 416542, 417794, 418694 engine)
—	1	1	<b>719292</b>	HOSE ASSY.—engine oil filter to radiator (eff. w/interm. 1977) (w/556626, 556627, 561032, 561033 engine)
—	1	1	<b>719293</b>	HOSE ASSY.—radiator to engine oil filter (eff. w/interm. 1977) (w/556626, 556627, 561032, 561033 engine)
AR	AR		<b>3733220</b>	TUBE ASSY.—adapter to hose feed and return (25 ft. long, CTL)
—	1	1	<b>719296</b>	ADAPTER—engine oil cooler (repl. 694180) (413610, 416542, 417794, 418694 engine)
—	1	1	<b>2015464</b>	ADAPTER—engine oil filter (eff. w/interm. 1977) (w/556626, 556627, 561032, 561033 engine)
—	1	1	<b>694442</b>	BRACKET—support, clip
—	1	1	<b>694446</b>	CLAMP—tube
—	1	1	<b>692943</b>	FITTING—extension, oil filter
—	1	1	<b>6436950</b>	GASKET—adapter to mounting casting

# ENGINE



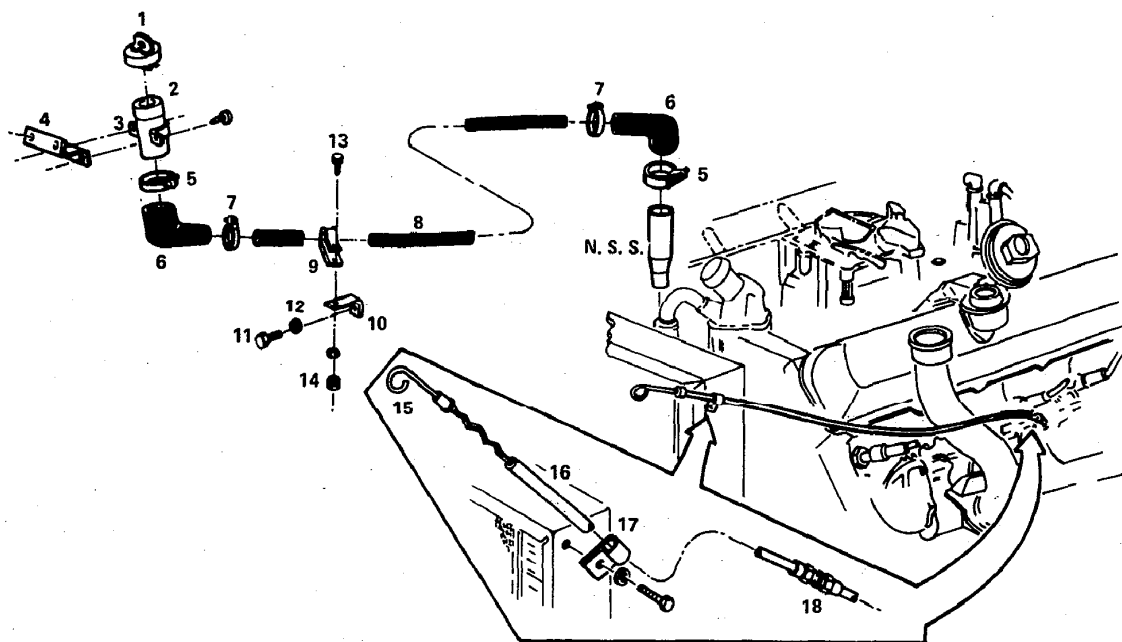
8P-1020

KEY 230 260 PART NUMBER

## 8.015 MOUNTING — ENGINE

1	2	2	390403	STUD—support assy. to frame
2	1	1	413914	CUSHION ASSY.—front engine support (First Design)
2	1	1	550210	CUSHION ASSY.—front engine support (Second Design)
3	2	2	2482399	NUT—stud support assy. to frame
4	1	1	411380	SUPPORT—front, engine (w/413610, 416542 engine)
4	1	1	419948	SUPPORT—front, engine (w/417794, 418694 engine)
4	1	1	555940	SUPPORT ASSY.—engine front (SOA) (w/556626, 556627, 561032, 561033 engine)
4	1	1	2025912	SUPPORT—engine front (w/RPOLO4) (1978)
5	1	1	408332	BRACKET—support, transmission
6	3	3	394545	BOLT—trans. support bracket to trans.
7	2	2	400761	RESTRICTOR—front, engine
8	2	2	413032	MOUNT ASSY.—transmission (First Design)
8	2	2	550352	MOUNT ASSY.—transmission & engine rear (Second Design)

# ENGINE



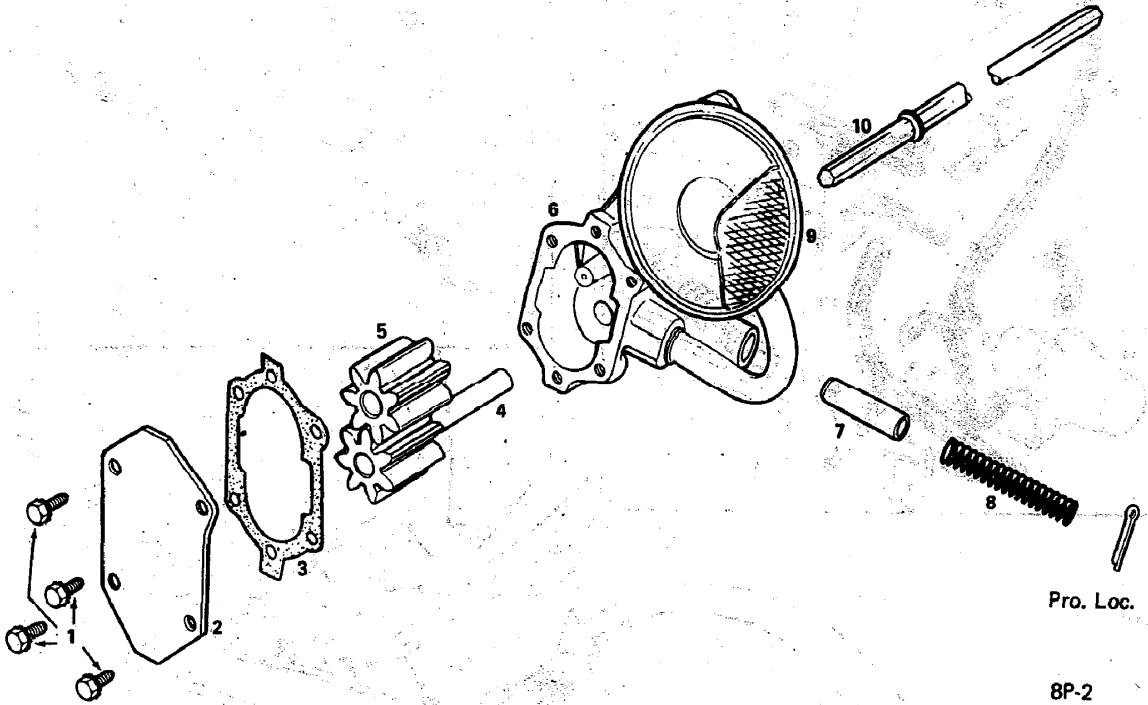
8P-5006

KEY	230	260	PART NUMBER
-----	-----	-----	-------------

## 8.026 FILLER — OIL (INCLUDES LEVEL INDICATOR)

1	1	1	<b>409076</b>	CAP—oil filler tube
2	1	1	<b>701948</b>	TUBE—upper, oil filler
3	1	1	<b>701971</b>	BRACKET—clamp, upper tube
4	1	1	<b>NPN</b>	MOUNTING—bracket, upper tube (ref. 701972) (make locally)
5	1	1	<b>2471945</b>	CLAMP—elbow
6	1	1	<b>702202</b>	TUBE—elbow, upper
7	1	1	<b>2488394</b>	CLAMP—upper tube, interm.
8	1	1	<b>702550</b>	TUBE—oil filler, interm.
9	1	1	<b>NPN</b>	CLIP—tube bracket (ref. 427043) (procure locally)
10	1	1	<b>653296</b>	BRACKET—tube intermediate
11	1	1	<b>9418967</b>	BOLT—bracket, radiator
12	1	1	—	WASHER—bolt, bracket (procure locally)
13	1	1	<b>9424877</b>	BOLT—clip, bracket (5/16-18 x 3/4 300M) (repl. 9417950)
14	1	1	<b>9417954</b>	NUT—bolt
15	1	1	<b>702383</b>	INDICATOR ASSY.—oil level (prior to 1975)
15	1	1	<b>718401</b>	INDICATOR ASSY.—oil level (eff. w/ 1975)
16	AR	AR	<b>3750950</b>	TUBE—oil level indicator, upper (25 ft. roll) (41.47" per vehicle) (CTL) (prior to 1975)
16	1	1	<b>718412</b>	TUBE—oil level indicator, upper (41.47" per vehicle) (eff. w/ 1975)
17	1	1	<b>2490119</b>	CLIP—tube (prior to 1975)
17	1	1	<b>718402</b>	CLIP—tube (eff. w/ 1975)
18	1	1	<b>318477</b>	UNION—upper tube to lower tube
—	1	1	<b>702000</b>	GUIDE—oil level indicator

# ENGINE

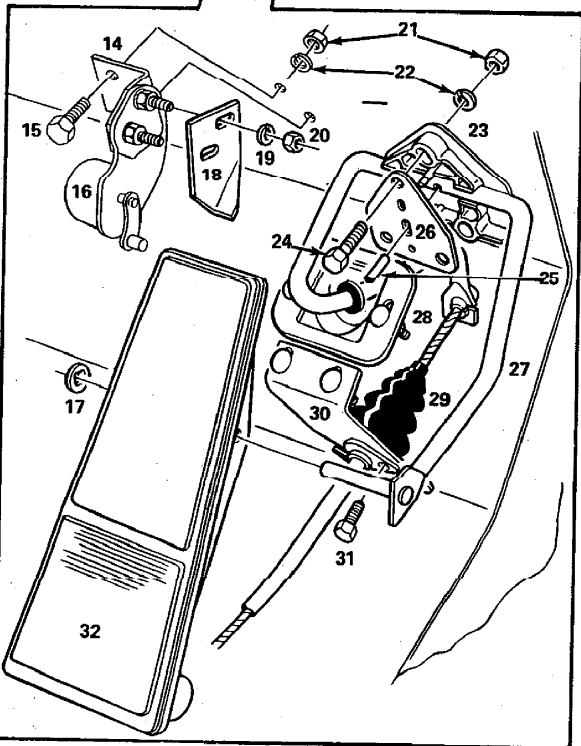
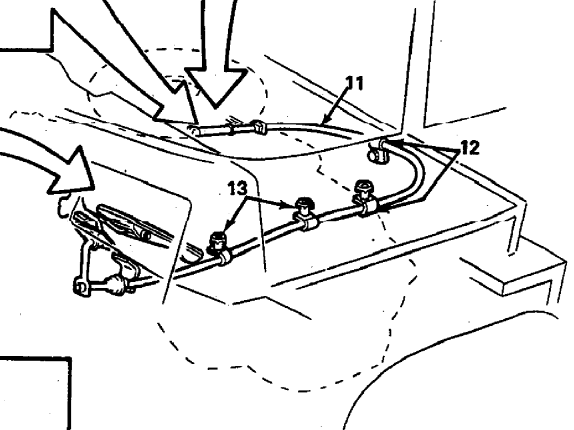

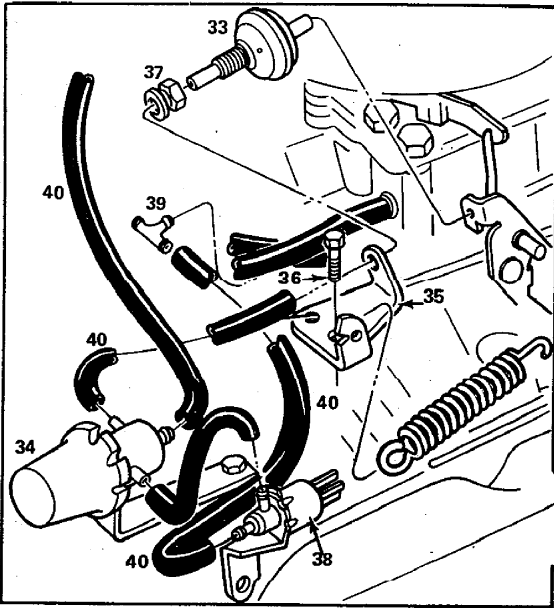


KEY	230	260	PART NUMBER
-----	-----	-----	-------------

## 8.027 PUMP — OIL

—	1	1	<b>401365</b>	PUMP ASSY.—oil
1	4	4	—	SCREW ASSY.—(procure locally) (1/4-20 x 7/16)
2	1	1	<b>397933</b>	COVER—oil pump
3	1	1	<b>382160</b>	GASKET—oil pump cover
4	1	1	<b>382157</b>	SHAFT ASSY.—drive, oil pump (incl. gear)
5	1	1	<b>NS</b>	GEAR—oil pump driven (ref. 585582) (part of 382157 gear)
6	1	1	<b>387803</b>	BODY—oil pump
7	1	1	<b>557238</b>	VALVE—oil pump relief
8	1	1	<b>401366</b>	SPRING—oil pump relief valve
9	1	1	<b>389798</b>	SCREEN ASSY.—oil pump
10	1	1	<b>579237</b>	SHAFT ASSY.—oil pump drive ext.

ENGINE



8P-1052

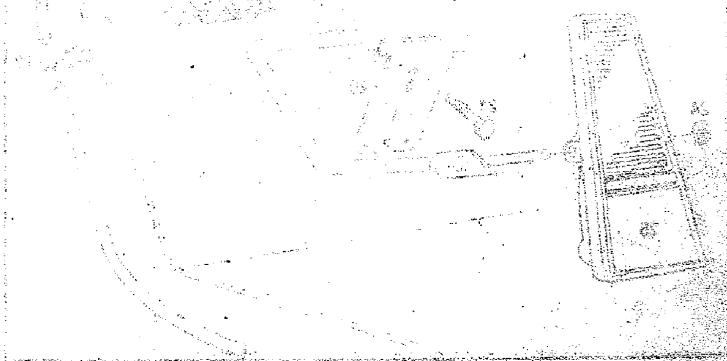
8.041 ACCELERATOR AND THROTTLE PUSHER  
(FIRST DESIGN)

# ENGINE

KEY 230 260 PART NUMBER

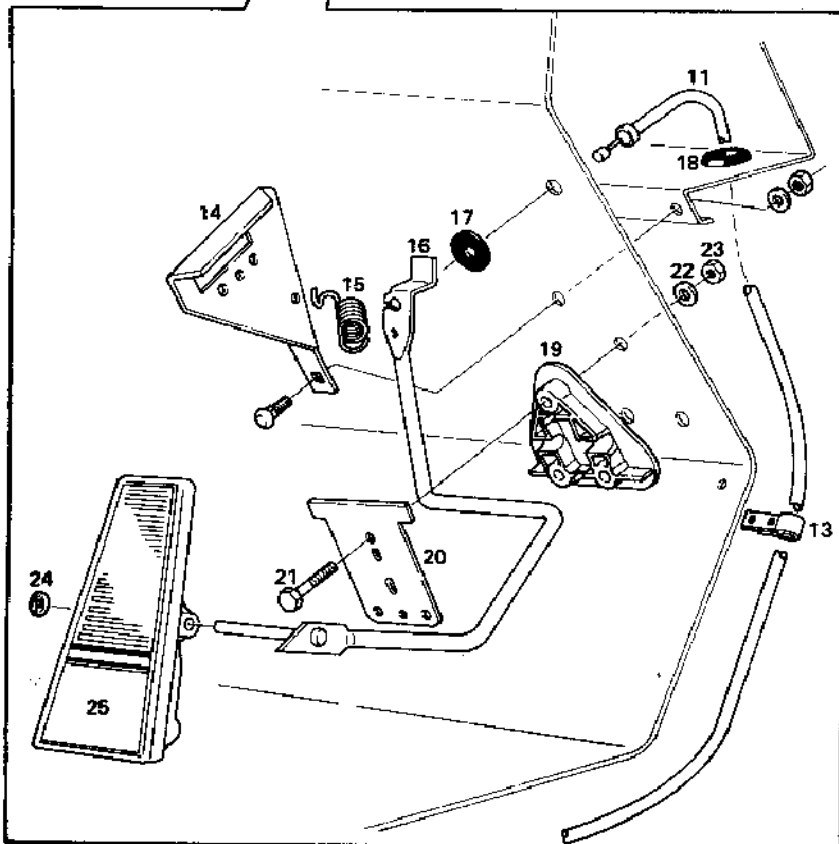
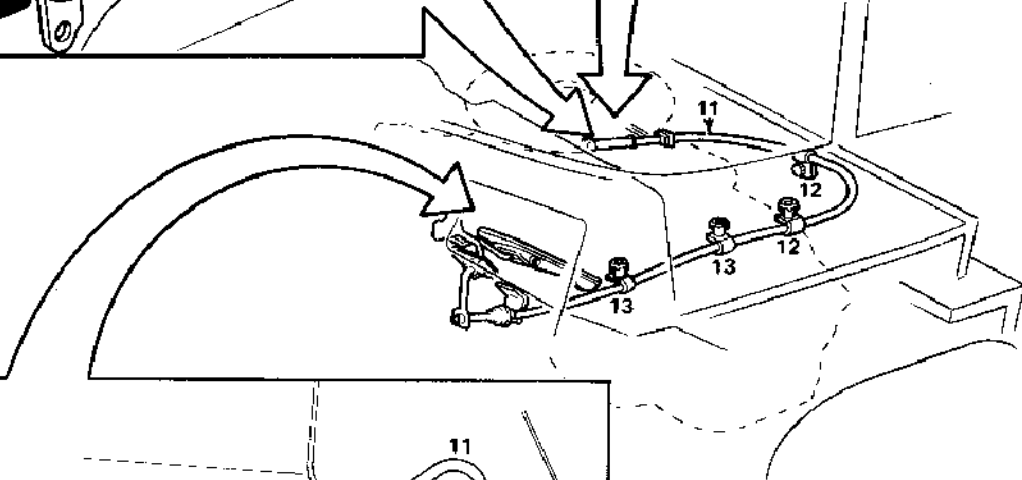
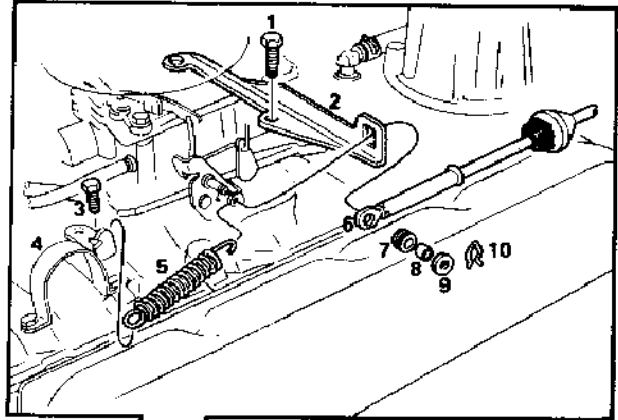
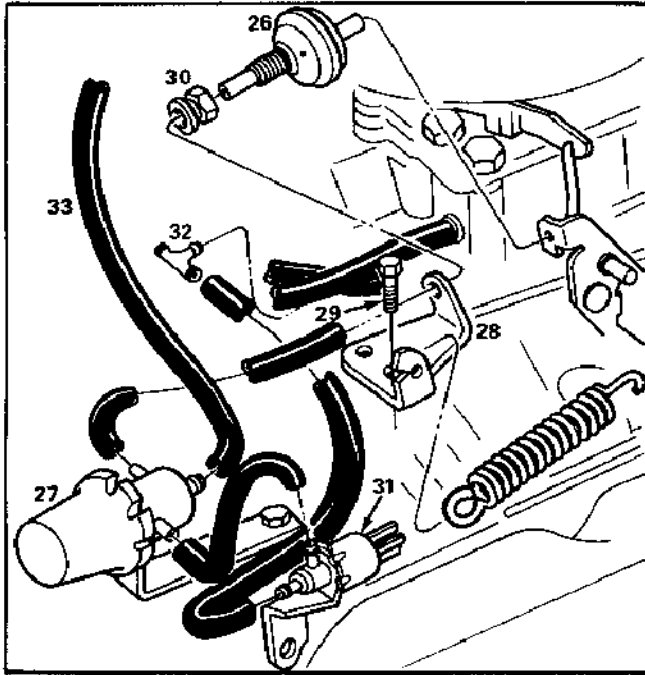
## 8.041 ACCELERATOR AND THROTTLE PUSHER (FIRST DESIGN)

1	1	1	9419029	BOLT—bracket to downshift switch (5/16-18 x 12)
2	1	1	419926	BRACKET—cable, anchor (repl. 414548)
3	2	2	—	BOLT—spring bracket (1/4-20 x 3/4) (ref. 120518) (procure locally)
4	1	1	411445	BRACKET—spring and downshift switch (1973)
5	1	1	416074	SPRING—throttle return (repl. 408918)
6	1	1	723592	CABLE ASSY.—throttle (1973)
7	1	1	403410	BUSHING—cable and lever
8	1	1	414091	SLEEVE—cable and lever
9	1	1	507295	WASHER—cable and lever
10	1	1	583105	RETAINER—cable to carburetor lever
11	1	1	723592	CABLE ASSY.—throttle (1973)
12	2	2	2399078	CLIP—cable (repl. 2490118)
13	2	2	721625	CLIP—cable to floor (repl. 3748083)
14	1	1	723591	BRACKET—downshift switch
15	1	1	9419004	BOLT—to dash
16	1	1	1242101	SWITCH ASSY.—downshift transmission
17	1	1	9428794	NUT—pedal lever (spring type)
18	1	1	698622	STOP—accelerator pedal lever
19	1	1	—	WASHER—lock, stop pedal lever (ref. 138479) (procure locally)
20	1	1	—	NUT—lever (procure locally)
21	2	2	9422273	NUT—lever
22	2	2	9419892	WASHER—lever
23	1	1	3993087	SUPPORT—accelerator lever
24	3	3	9419010	BOLT—anchor to bracket
25	1	1	9415609	PIN—accelerator lever
26	1	1	NPN	REINFORCEMENT—accelerator, pedal rod support (ref. 723589) (make locally)
27	1	1	723593	LEVER ASSY.—accelerator pedal (std.)
27	1	1	798457	LEVER ASSY.—accelerator, pedal (optional)
28	1	1	695376	RETAINER—grommet
29	1	1	409988	GROMMET—accelerator lever to dash (repl. 587980)
30	1	1	692249	BRACKET—anchor cable
31	1	1	—	BOLT—bracket (5/16-18 x 3/4) (ref. 126216) (procure locally)
32	1	1	479314	PEDAL ASSY.—accelerator
33	1	1	550623	PUSHER ASSY.—throttle (w/RPO NB4)
34	1	1	550622	VALVE ASSY.—pusher control (w/RPO NB4)
35	1	1	550624	BRACKET—pusher (w/RPO NB4)
36	2	2	9424877	BOLT—bracket (5/16-18 x 3/4 300M) (repl. 9417950)
—	2	2	2436162	WASHER—bolt
37	1	1	271187	NUT—adjusting, pusher
38	1	1	1997454	VALVE ASSY.—solenoid, pusher
—	1	1	801528	FILTER—valve, solenoid
39	1	1	406026	TEE—vacuum
40	AR	AR	415899	HOSE—vacuum (5/32 I.D.) (25 ft. roll) (CTL) (repl. 415893, 417590, 417592, & 3988734)
—	1	1	408911	PAD—accelerator pedal
—	1	1	409936	PLATE—trim, accelerator pedal
—	2	2	693207	NUT—tee, cable to floor clip
—	1	1	724013	PLATE—accelerator cable anchor
—	1	1	724014	SPACER—downshift switch bracket





ENGINE



ACCELERATOR THROTTLE PUSHER (SECOND DESIGN)  
(INCL. CHOKE CONTROL)

# ENGINE

KEY      230      260      PART NUMBER

## 8.41H ACCELERATOR AND THROTTLE PUSHER (SECOND DESIGN)

1	1	1	<b>9419029</b>	BOLT—bracket to downshift switch (5/16-18 x 12)
2	1	1	<b>419926</b>	BRACKET—cable, anchor (repl. 414548)
3	2	2	—	BOLT—spring bracket (1/4-20 x 3/4) (ref. 120518) (proc. loc.)
4	1	1	<b>416085</b>	BRACKET—spring return & downshift switch (eff w/1974 & prior to 1977)
4	1	1	<b>2016420</b>	BRACKET—spring return & downshift switch (eff. w/1977)
5	1	1	<b>416074</b>	SPRING—throttle return (repl. 408918)
6	1	1	<b>724454</b>	CABLE ASSY.—throttle (eff. w/1974)
7	1	1	<b>403410</b>	BUSHING—cable and lever
8	1	1	<b>414091</b>	SLEEVE—cable and lever
9	1	1	<b>507295</b>	WASHER—cable and lever
10	1	1	<b>583105</b>	RETAINER—cable to carburetor lever
11	1	1	<b>724454</b>	CABLE ASSY.—throttle (eff. w/1974)
12	2	2	<b>2399078</b>	CLIP—cable (repl. 2490118)
13	1	1	<b>724070</b>	CLIP—cable to floor
14	1	1	<b>723591</b>	BRACKET—downshift switch
15	1	1	<b>723590</b>	SPRING—accelerator lever return
16	1	1	<b>798457</b>	LEVER ASSY.—accelerator pedal
17	1	1	<b>404087</b>	RETAINER—accelerator pedal
18	1	1	<b>2388804</b>	GROMMET—cable thru windshield wiper mtr. mtg. brkt.
19	1	1	<b>3993087</b>	SUPPORT—pedal lever
20	1	1	<b>723589</b>	REINFORCEMENT—accelerator, pedal rod support
21	3	3	<b>9419010</b>	BOLT—anchor to bracket
22	2	2	<b>9419892</b>	WASHER—lever
23	2	2	<b>9422273</b>	NUT—lever
24	1	1	<b>3909063</b>	NUT—pedal lever (spring type) (repl. 9428794)
25	1	1	<b>479314</b>	PEDAL ASSY.—accelerator
26	1	1	<b>550623</b>	PUSHER ASSY.—throttle (w/RPONB4)
27	1	1	<b>550622</b>	VALVE ASSY.—pusher control (w/RPONB4)
28	1	1	<b>550624</b>	BRACKET—pusher (w/RPONB4)
29	2	2	<b>9424877</b>	BOLT—bracket (5/16-18 x 3/4 300M) (repl 9417950)
-	2	2	<b>2436162</b>	WASHER—bolt
30	1	1	<b>271187</b>	NUT—adjusting, pusher
31	1	1	<b>1997454</b>	VALVE ASSY.—solenoid, pusher
-	1	1	<b>801528</b>	FILTER—valve, solenoid
32	1	1	<b>6272766</b>	TEE—vacuum (repl. 406026)
33	1	1	<b>415899</b>	HOSE—vacuum (5/32 I.D.) (25 ft. roll) (repl 415893, 417590, 417592, & 3988734)
-	1	1	<b>408911</b>	PAD—accelerator pedal
-	1	1	<b>409936</b>	PLATE—trim, accelerator
-	2	2	<b>693207</b>	NUT—tee, cable to floor clip
-	1	1	<b>724013</b>	PLATE—accelerator cable anchor
-	1	1	<b>724014</b>	SPACER—downshift switch bracket

**ENGINE**

---

**NOTES**

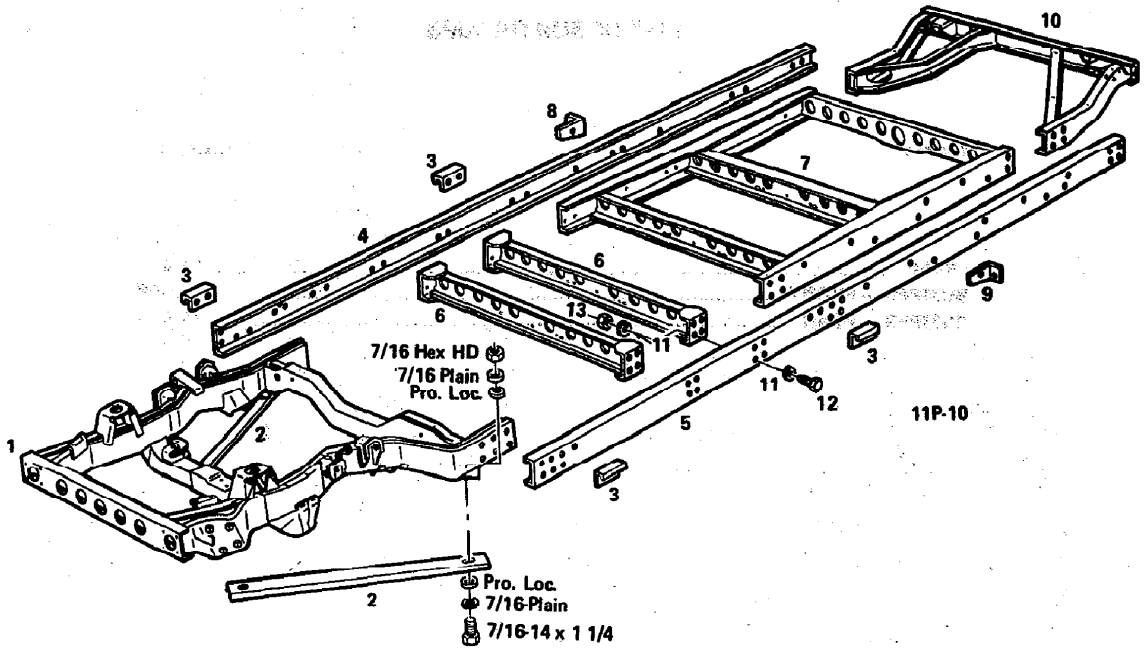
**FRAME**

---

**LIST OF SUB GROUPS**

Name	Group No.
FRAME .....	11.002
BUMPER — FRONT .....	11.006
BUMPER — REAR .....	11.008

# FRAME

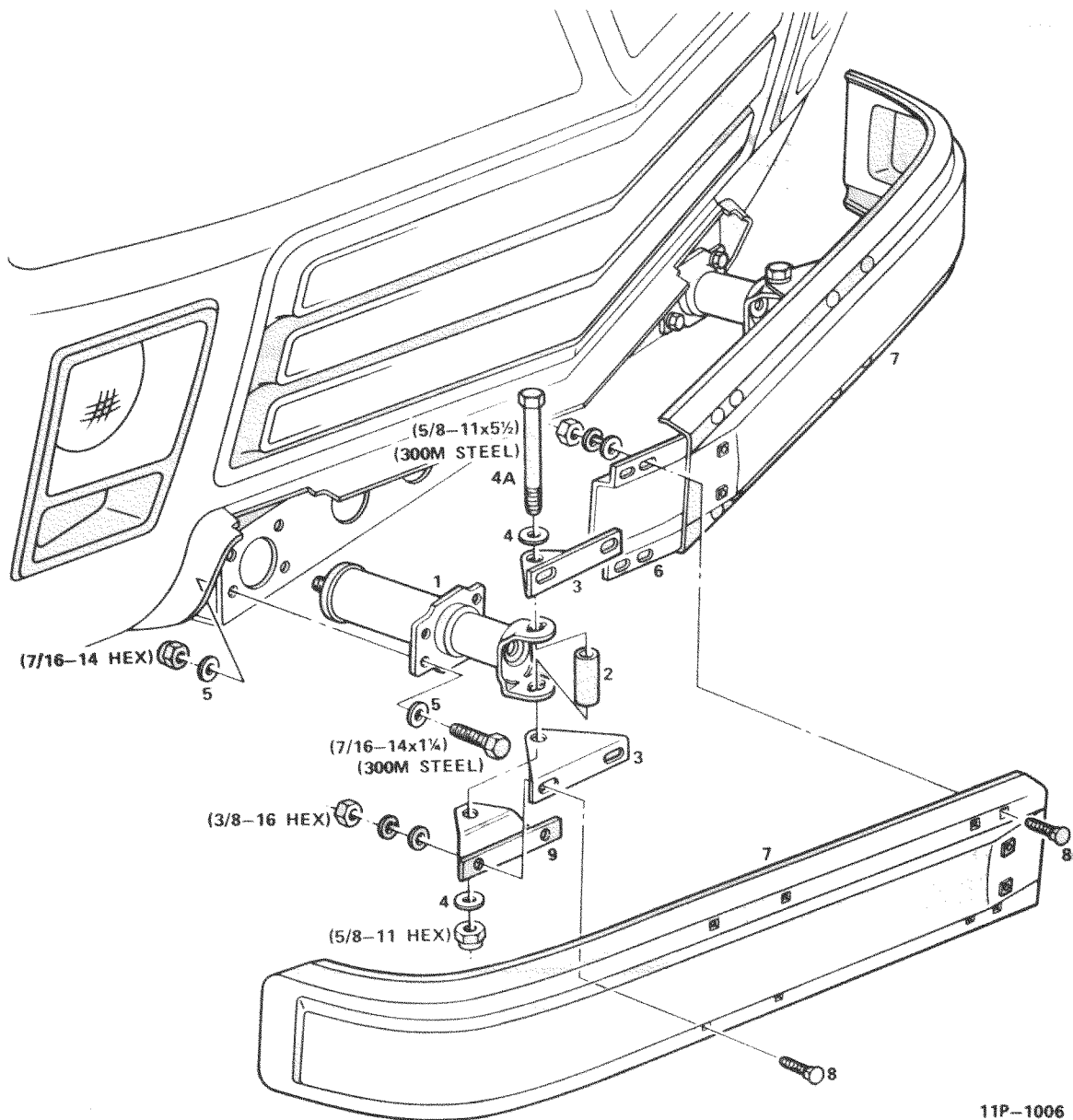


KEY	230	260	PART NUMBER
-----	-----	-----	-------------

## 11.002 FRAME

1	1	1	<b>711967</b>	FRAME ASSY.—front welded
2	2	2	<b>715304</b>	BRACE—side rail to crossmember (prior to serial no. 5V100542)
2	2	2	<b>795964</b>	BRACE—side rail to crossmember (lower) (eff. w/serial no. 5V100542)
3	4	4	<b>NPN</b>	BRACKET—mtg. frame center (ref. 700139) (make locally)
4	1	—	<b>691908</b>	RAIL—side, frame rear section (RH)
4	—	1	<b>691910</b>	RAIL—side, frame rear section (RH)
5	1	—	<b>691907</b>	RAIL—side, frame rear section (LH)
5	—	1	<b>691909</b>	RAIL—side, frame rear section (LH)
6	1	2	<b>708640</b>	CROSSMEMBER—frame front (repl. 692482, 691906)
7	1	1	<b>708639</b>	CROSSMEMBER ASSY.—bogie reinforcement, rear frame (repl. 691905)
8	1	1	<b>691944</b>	BRACKET—parking brake rear cable (RH)
9	1	1	<b>691943</b>	BRACKET—parking brake rear cable (LH)
10	1	1	<b>712315</b>	EXTENSION ASSY.—rear frame (SOA) (repl. 691904)
11	16	32	<b>2436165</b>	WASHER—bolt, front crossmember to side rail
12	10	10	<b>9425058</b>	BOLT—frame to crossmembers (1/2-20 hex hd., 300M steel)
13	10	10	<b>9422301</b>	NUT—frame to crossmembers (1/2-13 hex hd., 301M steel)
—	—	1	<b>713506</b>	REINFORCEMENT—rear bogie crossmember
—	20	20	<b>2436165</b>	WASHER—bolt, rear frame to front frame
—	16	16	<b>2436165</b>	WASHER—bolt, rear extension of body mount bracket
—	AR	AR	<b>2436165</b>	WASHER—bolt, reinforcement to side rail
—	12	12	<b>3914488</b>	SPACER—bolt to frame
—	8	8	<b>2436164</b>	WASHER—bolt, side rail to crossmember
—	8	8	<b>3980717</b>	WASHER—bolt, side rail to crossmember
—	1	—	<b>711516</b>	BRACKET ASSY.—dinette seat belt anchor
—	1	—	<b>711517</b>	BRACKET ASSY.—dinette seat belt anchor (w/two holes)
—	—	1	<b>709075</b>	BRACKET ASSY.—dinette seat belt anchor (w/one hole)
—	AR	AR	<b>9425082</b>	BOLT—bogie crossmember reinforcement to frame side rail
—	4	4	<b>9420462</b>	BOLT—reinforcement to crossmember (3/8-16 x 1 1/4) (300M) (prior to 1975)
—	4	4	<b>9421235</b>	BOLT—reinforcement to crossmember (3/8-16 x 1 1/2) (300M) (eff. w/1975)
—	8	8	<b>2436163</b>	WASHER—bolt, reinforcement to crossmember (used w/9420462)
—	8	8	<b>2479541</b>	WASHER—bolt, reinforcement to crossmember (used w/9421235)

FRAME



11P-1006

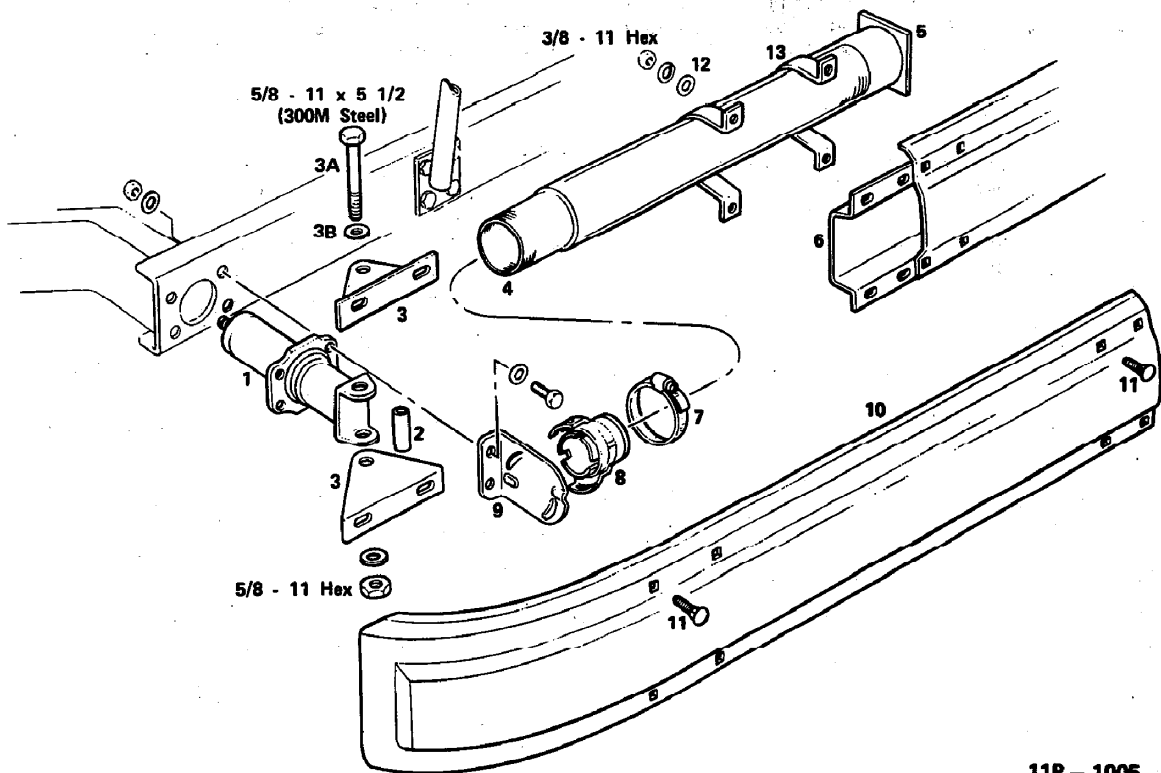
KEY 230 280 PART NUMBER

11.006 BUMPER — FRONT

KEY	230	280	PART NUMBER	DESCRIPTION
1	2	2	22007642	ABSORBER ASSY —energy, front bumper (SOA) (incl. installation sheet) (repl. 4974154 & 497506)
2	2	2	2477950	SPACER—front bumper bar (1973)
2	2	2	3865601	SPACER—front bumper bar (eff. w/1974)
3	4	4	700566	BRACKET—front bumper
4	4	4	2436167	WASHER—bolt, front bumper bracket
4A	2	2	9424077	BOLT—front bumper bracket (5/8-11 x 5 1/2 300M)
5	16	16	2436164	WASHER—bolt, front bumper face bar
6	1	1	700745	BAR—tie, front bumper
7	2	2	702564	BAR—face, front bumper (chrome)
7	2	2	693974	BAR—face, front bumper (painted)
8	16	16	142414	BOLT—bumper (chrome)
9	2	2	790546	BRACKET—bumper mounting bracket reinforcement
—	2	2	2023726	REINFORCEMENT—front bumper (1978)
—	2	2	2023729	BRACKET—inner front bumper mounting (1978)



# FRAME



11P - 1005

KEY 230 260 PART NUMBER

## 11.008 BUMPER - REAR

KEY	230	260	PART NUMBER	DESCRIPTION
1	2	2	22007642	ABSORBER ASSY.—energy, rear bumper (SOA) (incl. installation sheet) (repl. 4974154 & 4975706)
2	2	2	2477950	SPACER—rear bumper tie bar (1973)
2	2	2	3865601	SPACER—rear bumper tie bar (eff. w/1974)
3	4	4	700566	BRACKET—rear bumper
3A	2	2	NPN	BOLT—bolt rear bumper bracket (5/8-11 x 5 1/2 300M) (procure locally)
3B	4	4	2436167	WASHER—bolt rear bumper bracket
4	1	1	699861	HOSE—sewer, flexible (see grp. 19.001)
5	1	1	699714	TUBE ASSY.—storage, hose (see grp. 19.001)
6	1	1	700588	BAR—tie, rear bumper
7	1	1	2465815	CLAMP ASSY.—sewer hose (see grp. 19.001)
8	1	1	697654	FITTING—sewer hose (see grp. 19.001)
9	1	1	701572	BRACKET—mounting, storage tube (prior to 1975)
10	2	2	702565	BAR—face, rear bumper (chrome)
10	2	2	693975	BAR—face, rear bumper (painted)
11	16	16	142414	BOLT—bumper (chrome)
12	16	16	2436164	WASHER—bolt, rear bumper face bar
—	1	1	3924813	BUMPER—rubber, rear license plate
—	2	2	3907444	NUT—nylon, rear license plate mounting
13	2	2	701573	STRAP—tube
—	2	2	2023727	BRACKET—outer rear bumper mounting (1978)
—	2	2	2023728	BRACKET—inner rear bumper mounting (1978)
—	2	2	3954735	WASHER—rear bumper bracket mounting bolt (1978)



**FRAME**

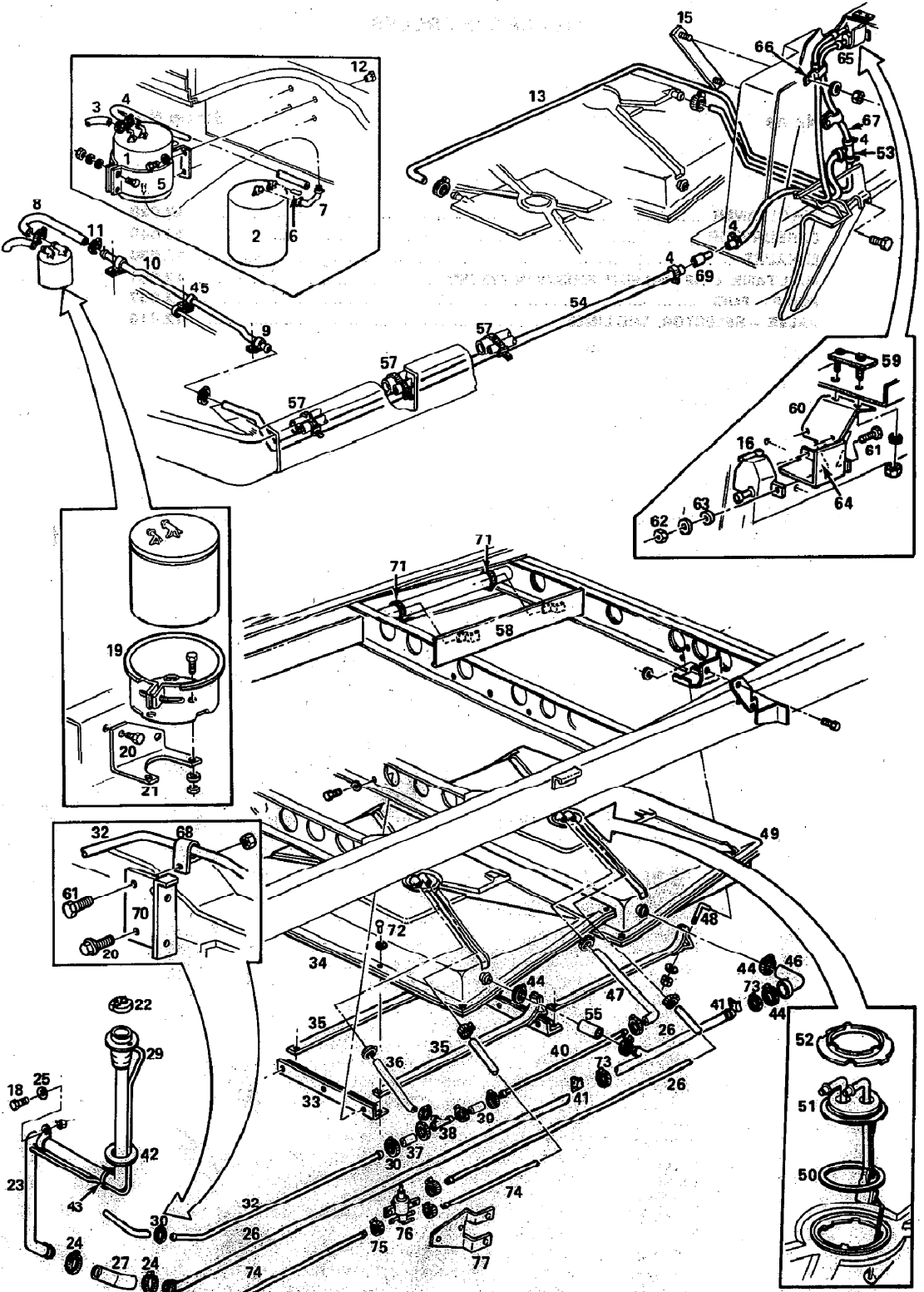
---

**NOTES**

LIST OF SUB GROUPS

Name	Group No.
AIR CLEANER .....	12.020
CARBURETOR .....	12.040
EXHAUST .....	12.030
FUEL TANK, LINE AND FUEL EMISSION SYSTEM .....	12.001
PUMP — FUEL .....	12.007
VALVE — SELECTOR, AND LINES .....	12.010

# FUEL



12P-6060-177

12.001 FUEL TANK, LINES & FUEL EMISSION SYSTEM

# FUEL

KEY 230 260 PART NUMBER

## 12.001: FUEL TANK, LINE AND FUEL EMISSION SYSTEM

1	1	1	7040590	CANISTER—vapor (w/RPO NA9) (prior to 1978)
1	1	1	17060868	CANISTER—vapor (w/RPO NA9) (1978)
2	1	1	17056582	CANISTER—vapor (1978)
2	1	1	7028131	CANISTER—vapor (prior to 1978)
3	1	1	9432787	HOSE—vapor canister to carburetor (25 ft. CTL)
4	AR	AR	2468869	CLAMP—hose filler tube
5	1	1	NPN	BRACKET ASSY.—canister (w/RPO NA9) (ref. 705001) (make locally)
6	1	1	696498	CAP—canister (w/RPO NA9)
7	AR	AR	9432875	HOSE—upper canister to lower canister (CTL) (w/RPO NA9)
8	1	1	9432875	HOSE—upper canister to tank (w/RPO NA9)
9	2	2	2436115	CLIP—tube to crossmember (w/RPO NA9)
9	1	1	667636	CLIP—tube mounting
10	1	1	699789	TUBE—canister to fuel tank (w/RPO NA9)
11	1	1	9418992	BOLT—bracket to bracket
12	4	4	693207	TEE NUT—bolt (w/RPO NA9)
13	AR	AR	9432875	HOSE—auxiliary tank to stand pipe (CTL)
14	AR	AR	9432875	HOSE—rear tank to stand pipe (CTL)
15	1	1	NPN	PLATE ASSY.—height control valve mounting (ref. 705849) (make locally)
16	1	1	7028035	SEPARATOR—liquid fuel
17	2	2	9432754	HOSE—separator canister (28 inches length)
18	1	1	—	SCREW—hexagon washer head tapping (procure locally) (1/4 x 14-1) (repl. 9422176)
19	1	1	408174	BRACKET ASSY.—canister
20	1	1	9422232	SCREW—bracket to frame (procure locally)
21	1	1	699095	BRACKET—mounting canister
22	1	1	413755	CAP ASSY.—fuel filler (w/RPO NA9)
22	1	1	6263474	CAP ASSY.—fuel filler (prior to 1975)
22	1	1	790899	CAP ASSY.—fuel filler (eff. w/1975)
23	1	1	698637	NECK ASSY.—filler to tank (First Design)
23	1	1	717958	NECK ASSY.—fuel filler (Second Design)
23	1	1	698294	GASKET—fuel filler neck mtg. (1973)
23	1	1	720017	GASKET—fuel tank (eff. w/1974)
23	3	3	716846	RIVET—neck mounting, fuel filler
24	2	2	2337379	CLAMP ASSY.—neck to tube
25	1	1	3767139	WASHER—screw
26	1	1	723309	TEE KIT—intermediate filler tube to front tank (repl. 695634), (including parts marked with asterisk), (prior to 1975)
26	1	1	698454	TUBE—filler, front, upper (First Design)
26	1	—	717956	TUBE ASSY.—filler, fuel (Second Design)
26	—	1	717957	TUBE ASSY.—filler, fuel (Second Design)
27	1	1	695633	HOSE—connecting tube to tube (elbow) (prior to 1975)
27	1	1	717952	ELBOW—hose, connecting tube to tube elbow (eff. w/1975)
27	1	1	695793	TUBE—filler, front fuel lower (prior to 1975)
28	1	1	667636	CLIP—mtg., upper filler tube
29	AR	AR	9433154	HOSE—fuel filler, front (CTL) (prior to Serial No. 5V100529)
30	2	2	2464901	CLAMP—filler neck to hose
—	—	1	695662	TUBE—filler intermediate fuel (horizontal) (prior to 1975)
—	—	1	695661	TUBE—filler intermediate fuel (horizontal) (prior to 1975)
31	1	1	3956971	SPACER—clip to riser, fuel filler tube
32	1	—	705055	TUBE—fuel limiter, front (First Design)
32	—	1	705054	TUBE—fuel limiter, front (First Design)
32	1	—	796689	TUBE—fuel limiter, front (Second Design) (repl. 717977)
32	—	1	796688	TUBE—fuel limiter, front (Second Design) (repl. 717975)
33	2	2	701383	BRACKET ASSY.—fuel tank mounting
34	1	1	695642	TANK ASSY.—fuel, front
35	4	4	695648	STRAP ASSY.—mounting fuel tank
36	AR	AR	9432963	HOSE—fuel limiter, front tank (CTL) (First Design)
36	AR	AR	9433154	HOSE—fuel limiter, front (Second Design)
37	AR	AR	9433154	HOSE—tube to filler (CTL)
38	1	1	696075	TEE—fuel limiter (prior to Serial No. 5V100529)
39	1	1	9433154	HOSE—fuel limiter, front tank (25 ft. length)
40	1	1	705068	TUBE—fuel limiter (rear) (prior to Serial No. 5V100529)
41	3	4	697403	BRACKET—support, lower filler tube (First Design)
41	3	4	717953	BRACKET—support, lower filler tube (Second Design)
—	AR	AR	2488394	CLAMP—line, filler tube (prior to 1975)
42	1	1	719206	SEAL—filler neck to riser
43	11	11	676543	STRAP—tube and hose to filler pipe
—	1	1	711542	HOSE—connecting filler neck to tube (repl. 695637) (prior to 1975)
44	AR	AR	2337379	CLAMP—line to filler tube, rear

# FUEL

KEY 230 260 PART NUMBER

## 12.001 FUEL TANK, LINE AND FUEL EMISSION SYSTEM (Cont.)

—	1	1	<b>695663</b>	TUBE—filler, rear fuel (horizontal) (prior to 1975)
45	1	1	—	CLIP—tube (procure locally)
46	1	1	<b>695636</b>	HOSE—connecting filler tube (elbow) (prior to serial no. 3V101757)
46	1	1	<b>717979</b>	HOSE—connecting filler tube (elbow) (eff. w/serial no. 3V101757)
47	AR	AR	<b>9432963</b>	HOSE—fuel limiter, rear tank (CTL)
48	4	4	<b>701515</b>	J-BOLT—fuel tank strap to crossmember
49	1	1	<b>698779</b>	TANK ASSY.—fuel, rear (main)
50	1	1	<b>3893116</b>	GASKET—fuel metering unit
51	2	2	<b>6429128</b>	SENDER ASSY.—fuel tank
52	1	1	<b>413899</b>	CAM—fuel metering unit (repl. 394938)
53	1	1	<b>327220</b>	TEE—fuel tanks vent
54	AR	AR	<b>9432875</b>	HOSE—vapor canister to fuel tank (25 ft.) (CTL)
55	AR	AR	<b>9432963</b>	HOSE—fuel filler (CTL) (First Design)
55	1	1	<b>717954</b>	HOSE—fuel filler (First Design)
56	AR	AR	<b>9432963</b>	HOSE—fuel vent line (CTL)
57	3	3	<b>657558</b>	STRAP—hose
58	1	1	<b>715048</b>	SHIELD—stand pipe to frame (prior to 1975 & eff. w/Serial No. 6V100878)
58	1	1	<b>792002</b>	SHIELD ASSY.—vent hoses (eff. w/1975 & prior to Serial No. 6V100878)
58	1	1	<b>792003</b>	PLATE—air tube shield (used w/792002)
58	1	1	<b>657558</b>	STRAP—pipe to shield (repl. 2435539)
59	1	1	<b>694606</b>	PLATE ASSY.—bracket mounting
60	1	1	<b>718122</b>	BRACKET—separator mounting
61	2	2	—	BOLT—shield to bracket (procure locally) (12-24 x 3/4) (repl. 9413575)
62	2	2	<b>121743</b>	NUT—bolt
63	2	2	<b>9419892</b>	WASHER—bolt
64	1	1	<b>NPN</b>	SHIELD—separator stone (ref. 717417) (make locally)
65	1	1	<b>2390135</b>	CLIP—pipe
66	AR	AR	<b>2224546</b>	LOOM—clip (25 ft.) (CTL)
67	2	2	<b>9436421</b>	HOSE—tee separator (repl. 9432818)
68	1	1	<b>674904</b>	CLIP
69	1	1	<b>1099429</b>	UNION—hose
70	1	1	<b>717955</b>	BRACKET—supt., front fuel tube hose crossmember (prior to Serial No. 6V100878)
71	4	4	<b>2465815</b>	CLAMP ASSY.—shield mounting
72	4	4	<b>452193</b>	RIVET—bracket, and strap to tank
73	3	4	<b>2471945</b>	CLAMP ASSY.—lower tube bracket
74	AR	AR	<b>9432963</b>	LINE—fuel (3/8 I.D., rubber, 25ft. roll, ctl)
75	AR	AR	<b>2468869</b>	CLAMP—hose (repl. 2494772)
76	1	1	<b>699894</b>	VALVE ASSY.—selector, fuel tank
77	1	1	<b>NPN</b>	BRACKET—valve, fuel tank selector (ref. 700752) (make locally)
—	1	1	<b>9432963</b>	HOSE—crankcase vent valve to tee (1978)
—	1	1	<b>9436580</b>	HOSE—tee to carburetor (1978)
—	2	2	<b>3829058</b>	CLAMP—PCV valve (1978)
—	1	1	—	HOSE—fuel tank vent to primary canister (procure locally) (ref. 9432788) (1978)
—	1	1	<b>9432822</b>	HOSE—fuel tank vent to auxiliary canister (1978)
—	1	1	<b>327220</b>	TEE—fuel tank vent (1978)
—	1	1	<b>9432963</b>	HOSE—bowl vent to primary canister (1978)
—	1	1	<b>415899</b>	HOSE—primary and auxiliary canister signal (1978)
—	2	2	<b>6272766</b>	TEE—purge valve signal hose (1978)
—	1	1	<b>524681</b>	HOSE—purge valve signal (1978) (repl. 324681)
—	1	1	<b>9432787</b>	HOSE—primary canister to pcv host tee (1978)
—	1	1	<b>415899</b>	HOSE—bowl vent valve signal (1978)
—	2	2	<b>3829058</b>	CLAMP—bowl vent to primary canister hose (1978)
—	2	2	<b>9414420</b>	CLAMP—primary canister to pcv hose (1978) (repl. 3786275)
—	4	4	<b>2494772</b>	CLAMP—fuel tank evap. emis. vent hose (1978)
—	1	1	<b>406511</b>	TEE—crankcase vent hose (1978)
—	1	1	<b>9436263</b>	HOSE—carburetor vac tee to thermal vac switch (1978) (repl. 416442)
—	1	1	<b>9436263</b>	HOSE—carburetor LH front port to tee (1978) (repl. 417232)
—	1	1	<b>713299</b>	SHIELD—heat (w/RPO NA9)
—	2	3	<b>657558</b>	STRAP—limiter to fuel hose to bracket
—	1	1	<b>722148</b>	TEE ASSY.—fuel filler
—	1	1	<b>723308</b>	HOSE—tee to rear tank
—	1	1	<b>NS</b>	UNION—tube to hose (prior to 1975) (repl. 705069)
—	1	1	<b>6429669</b>	SENDER PACKAGE—fuel level (incl. 1-6429128 Sender & 1-394934 gasket)

# FUEL

KEY 230 260 PART NUMBER

## 12.007 PUMP — FUEL

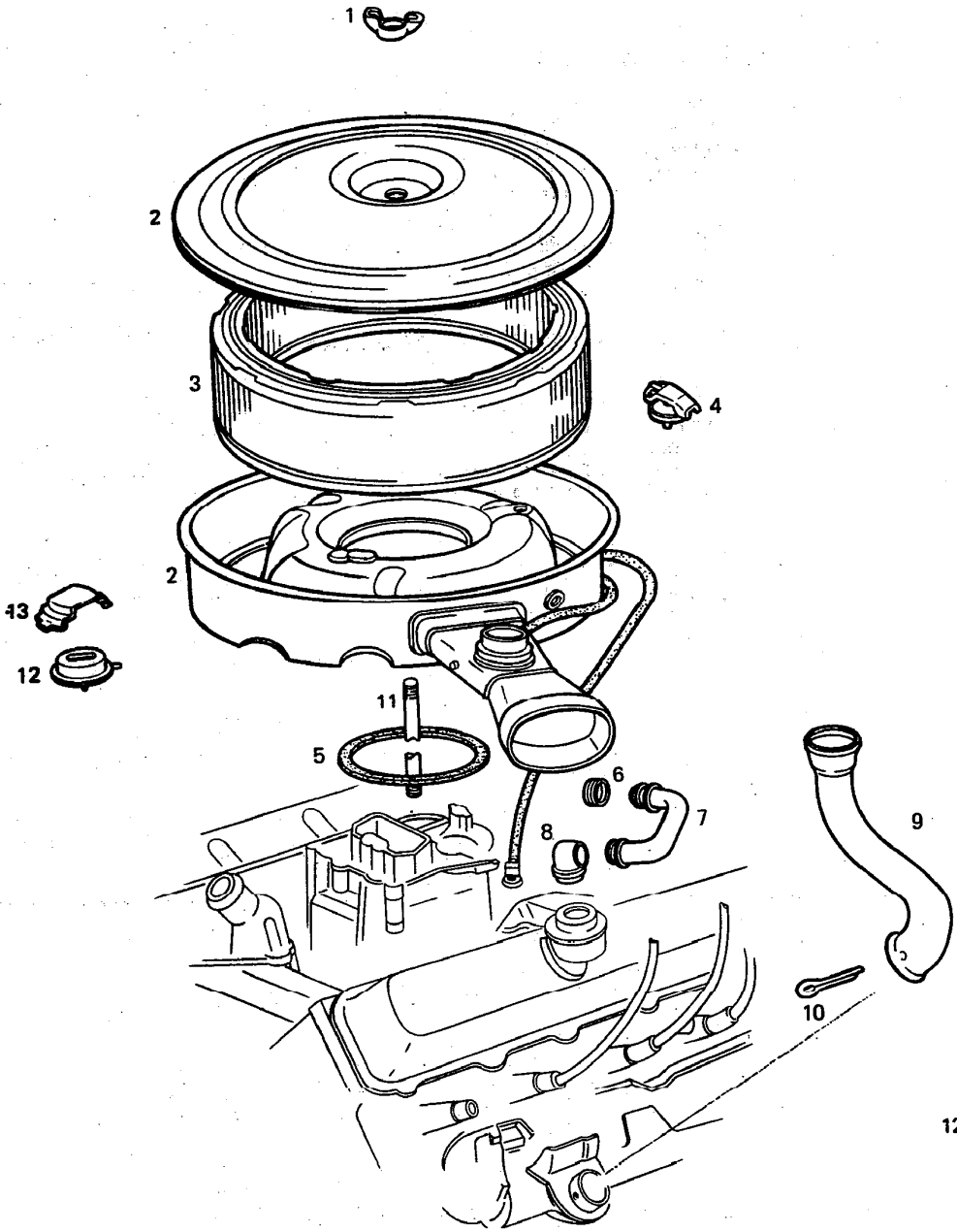
—	1	1	<b>6470329</b>	PUMP ASSY.—fuel package (incl. gasket)
—	1	1	<b>382897</b>	GASKET—fuel pump
—	1	1	<b>402720</b>	STUD—fuel pump to cylinder block
—	1	1	<b>1195016</b>	BOLT—fuel pump to cylinder block
—	1	1	<b>724950</b>	TUBE ASSY.—fuel pump to carb. (pipe)(repl. 717779)(w/413610, 416542, 417794, 418694 engine)
—	1	1	<b>555198</b>	TUBE ASSY.—fuel pump to carb. (eff. w/interm 1977)(w/556626, 556627 engine)

## 12.010 VALVE — SELECTOR, AND LINES

—	1	1	<b>681441</b>	CLIP—hose, valve to front fuel tube
—	1	1	<b>2485150</b>	CLIP—fuel line to bracket
—	1	1	<b>699780</b>	LINE—front fuel (3/8 inch O.D., steel w/hardened ends)
—	1	1	<b>717980</b>	TUBE—front fuel
—	2	2	<b>686991</b>	CLIP—fuel line to crossmember
—	1	1	<b>699894</b>	VALVE ASSY.—selector, fuel tank

REVERSE SIDE OF PAGE

FUEL

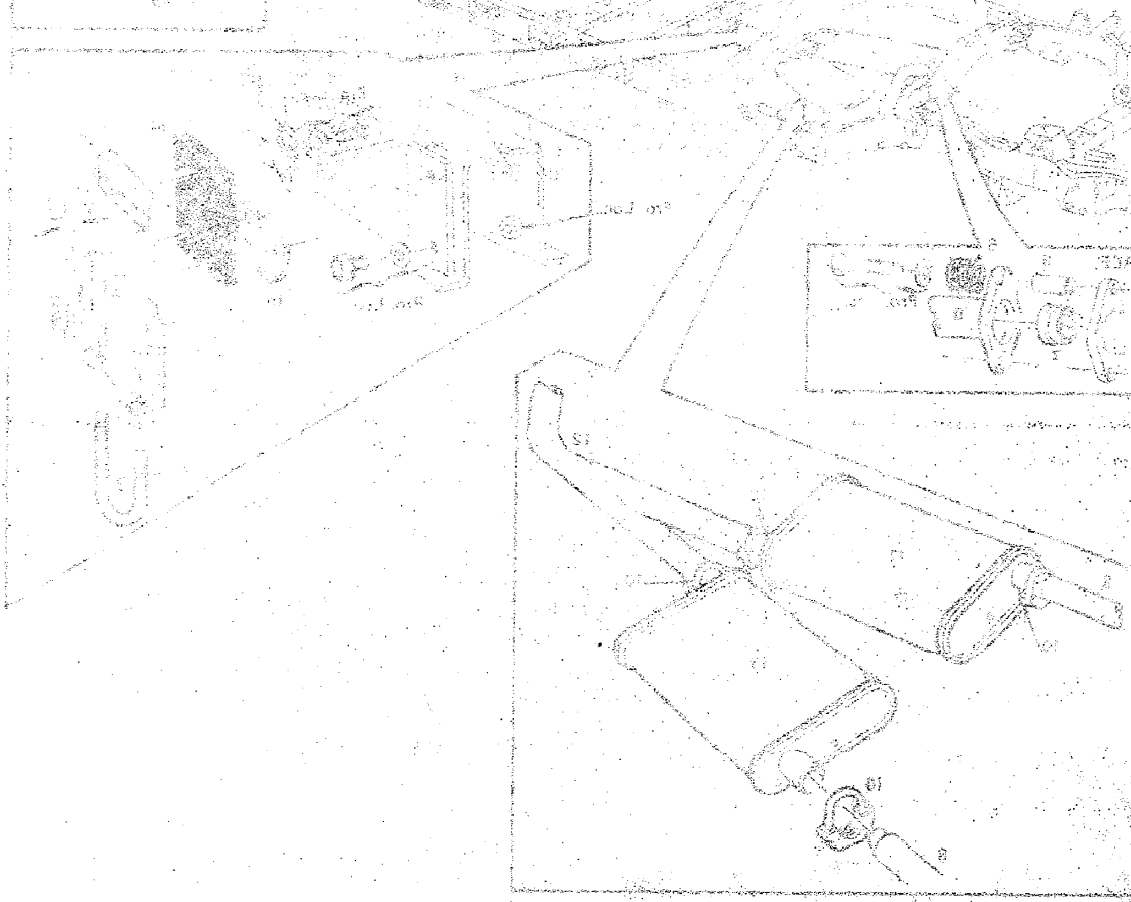


12P-3054

12.020 AIR CLEANER

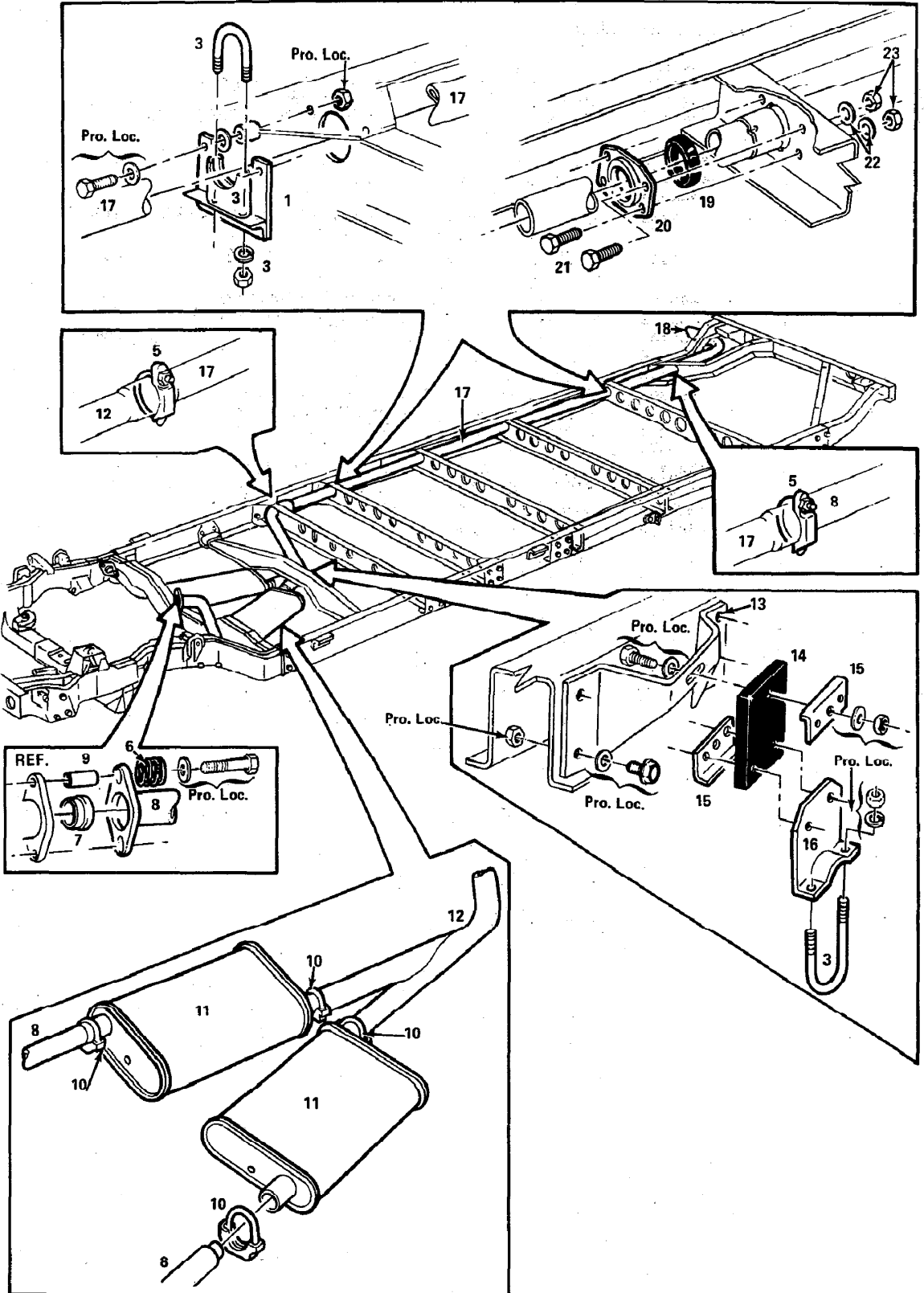
12.020 AIR CLEANER

1	1	1	1385852	NUT—wing, air cleaner (repl. 148312)
2	1	1	6487400	CLEANER ASSY.—air (w/413610, 416542 engines)
2	1	1	8994145	CLEANER ASSY.—air (w/417794 engine)
2	1	1	8995915	CLEANER ASSY.—air (eff. w/interm 1977)(w/556626, 556627 engine)
3	1	1	6421746	ELEMENT—air cleaner
4	1	1	6484244	KIT—sensor (incl. thermal valve & fastener)
5	1	1	3969843	GASKET—carb. to air cleaner
6	1	1	3989344	GROMMET—vent to air cleaner (repl. 3923256)(w/413610, 416542, 417794, 418694 engine)
6	1	1	416519	GROMMET—vent to air cleaner (w/556626, 556627, 561032, 561033 engine)
7	1	1	408956	PIPE—valve cover (w/413610, 416542 engines)
7	1	1	408956	PIPE—valve cover (w/417794 engine) (repl. 413449)
7	1	1	555704	PIPE—valve cover (w/556626, 556627, 561032, 561033 engine)
8	1	1	391095	ELBOW—valve cover
9	1	1	411736	PIPE—hot air (w/6487400 cleaner)
9	1	1	550394	PIPE—hot air (w/8994145, 8995915 cleaner)
10	1	1	NS	PIN—hot air pipe to shroud (w/6487400 cleaner)
10	1	1	3817244	CLAMP—pipe (w/8994145, 8995915 cleaner)
11	1	1	400056	STUD—carb. to air cleaner (w/6487400 cleaner)
11	1	1	1382106	STUD—carb. to air cleaner (w/8994145 cleaner)
11	1	1	555699	STUD—carb. to air cleaner (w/8995915 cleaner)
12	1	1	6487368	MOTOR—diaphragm, air cleaner
13	1	1	6484425	RETAINER—diaphragm motor





# FUEL



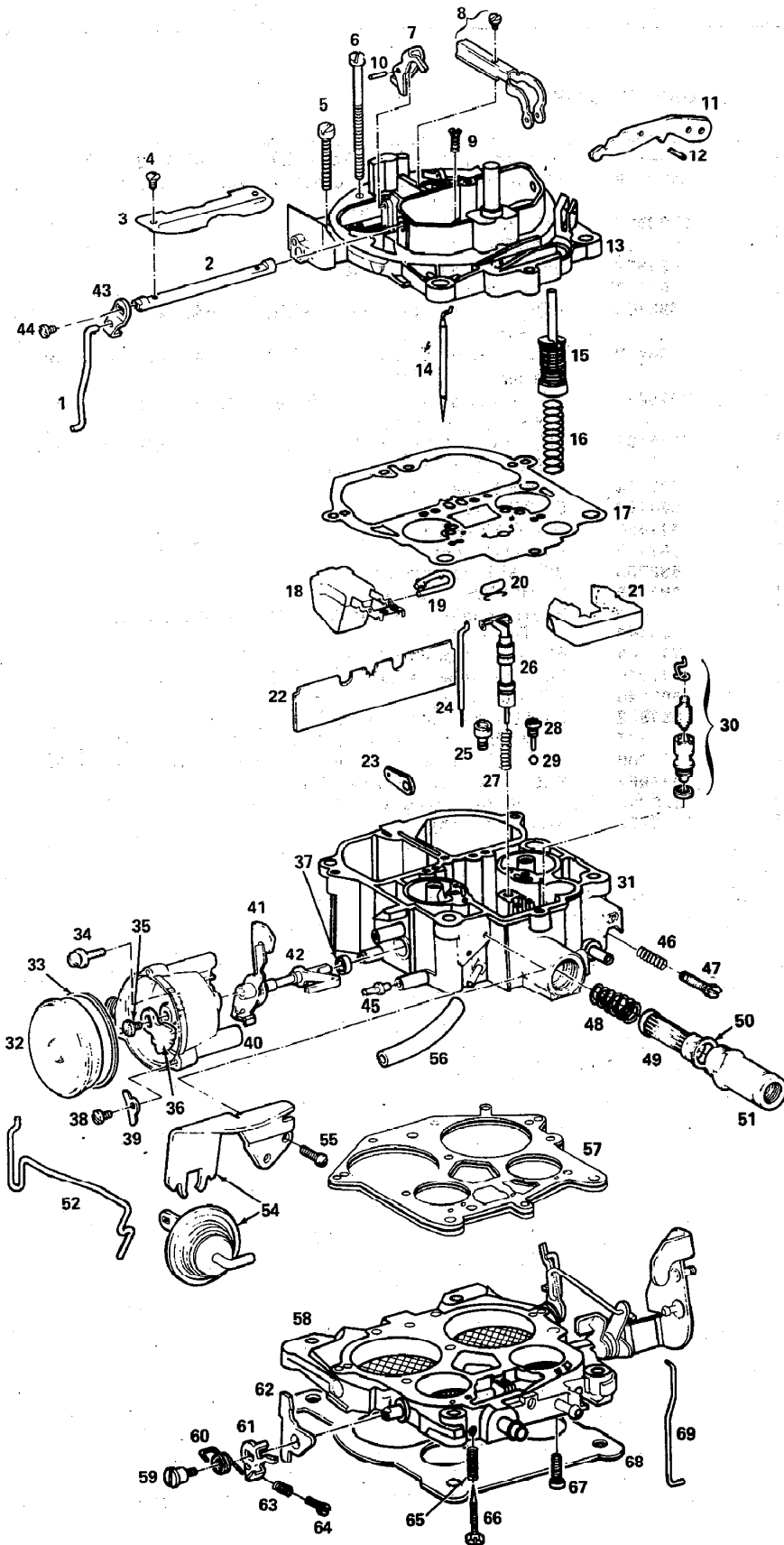
# FUEL

KEY      230      260      PART NUMBER

## 12.030 EXHAUST

1	2	2	<b>701093</b>	HANGER—tail pipe (prior to Serial No. 3V100800)
2	4	4	—	SPACER—(prior to Serial No. 3V100800) (ref. 2387530) (make locally)
3	5	5	<b>3633128</b>	KIT—u-bolt (consists of: 1-u-bolt, 1-saddle, 2-washers, 2-nüts) (prior to Serial No. 3V100800)
4	8	8	<b>3779986</b>	WASHER—bolt
5	2	2	<b>666138</b>	CLAMP—pipe
6	4	4	<b>587575</b>	SPRING—manifold to exhaust pipe
7	2	2	<b>387897</b>	SEAL—manifold
8	1	1	<b>693150</b>	PIPE—exhaust, frt. RH (w/413610, 416542, 417794, 418694 engine)
8	1	1	<b>693149</b>	PIPE—exhaust, frt. LH (w/413610, 416542, 417794, 418694 engine)
8	1	1	<b>2015468</b>	PIPE—exhaust, frt. RH (eff. w/interm 1977)(w/556626, 556627, 561032, 561033 engine)
8	1	1	<b>2015467</b>	PIPE—exhaust, frt. LH (eff. w/interm 1977)(w/556626, 556627, 561032, 561033 engine)
9	4	4	<b>587574</b>	SPACER—manifold
10	4	4	<b>684169</b>	CLAMP—pipe
11	2	2	<b>411456</b>	MUFFLER—RH & LH
12	1	1	<b>693153</b>	PIPE—tail, front
13	1	1	<b>692363</b>	BRACKET—mounting
14	1	1	<b>693145</b>	INSULATOR—tail pipe
15	2	2	<b>NPN</b>	PLATE—reinforcement (ref. 693143) (make locally)
16	1	1	<b>693144</b>	SADDLE—u-bolt
17	1	—	<b>712309</b>	PIPE—tail, intermediate (repl. 693147)
17	—	1	<b>712310</b>	PIPE—tail, intermediate (repl. 693148)
18	1	1	<b>693146</b>	PIPE—tail, rear
—	1	1	<b>687802</b>	LABEL—certification, exhaust
19	2	2	<b>712307</b>	GROMMET—tail pipe mtg. (eff. w/Serial No. 3V100800)
20	2	2	<b>712306</b>	BRACKET—tail pipe grommet mtg. (eff. w/Serial No. 3V100800)
21	8	7	<b>9418967</b>	BOLT—bracket (3/8-16 x 3/4)
22	8	7	<b>120304</b>	WASHER—(3/8 I.D. x 13/16 O.D. x .080 thick)
23	8	7	<b>9422277</b>	NUT—(3/8-16)

# FUEL



# FUEL

KEY    230    260    PART NUMBER

## 12.040 CARBURETOR

—	1	1	<b>7047354</b>	CARBURETOR PKG.—std. 7043254 (incl. flange and air cleaner gaskets) (w/413610, 416542 engine)
—	1	1	<b>7047554</b>	CARBURETOR ASSY.—engine (w/417794 engine) (incl. flange and air cleaner gaskets)
—	1	1	<b>7047555</b>	CARBURETOR ASSY.—engine (w/RPO NB4) (repl. 7045554) (incl. flange and air cleaner gaskets) (prior to interm 1977)(w/418694 engine)
—	1	1	<b>17055154</b>	CARBURETOR PKG.—engine (eff. w/interm 1977)(w/556626 engine)
—	1	1	<b>17055155</b>	CARBURETOR PKG.—engine (w/RPO NB4)(eff. w/interm 1977)(w/556627 engine)
—	1	1	<b>17058254</b>	CARBURETOR ASSY.—engine (1978) (w/561032 engine)
—	1	1	<b>17058559</b>	CARBURETOR ASSY.—engine (1978) (w/561033 engine)
—	1	1	<b>7046812</b>	KIT—overhaul, carburetor (w/7047354 carb.)
—	1	1	<b>17051886</b>	KIT—overhaul, carburetor (w/7047554 carb.)
—	1	1	<b>17055499</b>	KIT—overhaul, carburetor (w/17055154, 17055155 carb.)
—	1	1	<b>17055634</b>	KIT—overhaul, carburetor (w/17058254, 17058559 carb.)
—	1	1	<b>7039269</b>	KIT—power carburetor (w/7047554 carb.)
—	1	1	<b>7039258</b>	KIT—power, carburetor (w/7047354 carb.)
—	1	1	<b>7035344</b>	KIT—air valve spring and cam
—	1	1	<b>17055181</b>	GASKET SET—carburetor (w/17055154, 17055155 carb.)
—	1	1	<b>17055624</b>	GASKET SET—carburetor (w/17058258, 17058559 carb.)
—	1	1	<b>7034522</b>	KIT—secondary metering holder (w/17055154, 17055155, 17058258, & 17058559 carb.)
—	1	1	<b>7035344</b>	KIT—air valve spring cam (w/17055154, 17055155, 17058254, & 17058559 carb.)
—	1	1	<b>17055095</b>	KIT—choke housing (w/17055154 carb.)
—	1	1	<b>17051955</b>	KIT—choke housing (w/17055155 carb.)
—	1	1	<b>17055623</b>	KIT—choke housing (w/17058254 carb.)
—	1	1	<b>17055613</b>	KIT—choke housing (w/17058559 carb.)
1	1	1	<b>7038269</b>	ROD—choke (w/7047354, 7047554 carb.)
1	1	1	<b>7041472</b>	ROD—choke (w/17055154, 17055155, 17058254, & 17058559 carb.)
2	1	1	<b>7038259</b>	SHAFT—choke
3	1	1	<b>7045665</b>	VALVE—choke (w/7047354, 7047554 carb.)
3	1	1	<b>7048904</b>	VALVE—choke (w/17055154, 17055155, 17058254, & 17058559 carb.)
4	2	2	<b>7029866</b>	SCREW—choke valve
5	5	5	<b>7014699</b>	SCREW—air horn
6	2	2	<b>7029912</b>	SCREW—air horn
7	1	1	<b>7037968</b>	LEVER—lockout, air valve (w/7047354, 7047554)
7	1	1	<b>7041473</b>	LEVER—lockout, air valve (w/17055154, 17055155, 17050254 & 17058559 carb.)
8	1	1	<b>7034522</b>	KIT—holder, secondary metering rod (w/7047354, 7047554 carb.)
9	2	2	<b>7031105</b>	SCREW—air horn (7047354, 7047554 carb.)
10	1	1	—	PIN—roll, lockout lever (procure locally) (w/7047354, 7047554, 17058254 & 17058559 carb.) (ref. 9428787)
11	1	1	<b>7048028</b>	LEVER—pump, actuating (w/7047354 carb.)
11	1	1	<b>7048169</b>	LEVER—pump, actuating (w/7047554, 17055154, 17055155, 17058254, & 17058559 carb.)
12	1	1	—	PIN—roll, pump lever hinge (procure locally) (ref. 9428787)
13	1	1	<b>7047976</b>	HORN ASSY.—air (SOA) (w/7047354, 7047554 carb.)
13	1	1	<b>17055497</b>	HORN ASSY.—air (SOA) (w/17055154 carb.)
13	1	1	<b>17055216</b>	HORN ASSY.—air (SOA) (w/17055155 carb.)
13	1	1	<b>17055632</b>	HORN ASSY.—air (SOA) (w/17058254, 17058559 carb.)
14	2	2	<b>7045780</b>	ROD—secondary metering (w/7047354, 7047554, & 17055154 carb.)
14	2	2	<b>7045984</b>	ROD—secondary metering (w/17055155, 17058254, & 17058559 carb.)
15	1	1	<b>7035031</b>	PUMP ASSY.—(SOA) (w/7047354, 7047554 carb.)
15	1	1	<b>7048867</b>	PUMP ASSY.—(SOA) (w/17055154, 17055155, carb.)
15	1	1	<b>17053072</b>	PUMP ASSY.—(SOA) (w/17058254, 17058559 carb.)
16	1	1	<b>7004597</b>	SPRING—pump return (w/7047354 carb.)
16	1	1	<b>7041169</b>	SPRING—pump return (w/7047554 carb.)
16	1	1	<b>7042979</b>	SPRING—pump return (w/17055154, 17055155, 17058254, & 17058559 carb.)
17	1	1	<b>7029087</b>	GASKET—air horn (w/7047354, 7047554 carb.)
17	1	1	<b>17051797</b>	GASKET—air horn (w/17055154, 17055155 carb.)
17	1	1	<b>17056357</b>	GASKET—air horn (w/17058254, 17058559 carb.)

FUEL

12.040 CARBURETOR (Cont.)

18	1	1	7033752	FLOAT ASSY.—(SOA) (w/7047354, 7047554 carb.)
18	1	1	7046300	FLOAT ASSY.—(SOA) (w/17055154, 17055155, 17058254, & 17058559 carb.)
19	1	1	7029856	PIN—float hinge (w/7047354, 7047554 carb.)
19	1	1	7041469	PIN—float hinge (w/17055154, 17055155, 17058254 & 17058559 carb.)
20	2	2	7029862	SPRING—primary metering rod (w/7047354, 7047554 carb.)
20	2	2	7041459	SPRING—primary metering rod (w/17055154, 17055155, 17058254, & 17058559 carb.)
21	1	1	7034361	INSERT—float bowl (w/7047354, 7047554 carb.)
21	1	1	7041471	INSERT—float bowl (w/17055154, 16055155, 17058254, & 17058559 carb.)
22	1	1	7031365	BAFFLE—float bowl
23	1	1	7031231	LEVER—intermediate choke
24	2	2	7046338	ROD—primary metering (w/7047354, 7047554 carb.)
24	2	2	17056953	ROD—primary metering (17055154 carb.)
24	2	2	7043541	ROD—primary metering (w/17055155, 17058254, 17058559 carb.)
25	2	2	7031970	JET—primary (w/7047354, 7047554 carb.)
25	2	2	7031974	JET—primary (w/17055154 carb.)
25	2	2	7031967	JET—primary (w/17055155, 17058254, & 17058559 carb.)
26	1	1	7034903	PISTON ASSY.—power (SOA) (w/7047354, 7047554 carb.)
26	1	1	7044449	PISTON ASSY.—power (w/17055154, 17055155, 17058254, & 17058559 carb.)
27	1	1	7036019	SPRING—power piston (w/7047354, 7047554, 17055154 carb.)
27	1	1	7040498	SPRING—power piston (w/17055155, 17058254, 17058559 carb.)
28	1	1	7029849	RETAINER—pump discharge ball
29	1	1	7002117	BALL—pump discharge
30	1	1	7039258	NEEDLE ASSY.—(incl. seat) (SOA) (7047354, 7047554 carb.)
31	1	1	7046757	BOWL ASSY.—float (SOA) (w/7047354, 7047554 carb.)
31	1	1	17055217	BOWL ASSY.—float (SOA) (w/17055155 carb.)
31	1	1	17055498	BOWL ASSY.—float (SOA) (w/17055154 carb.)
31	1	1	17055633	BOWL ASSY.—float (SOA) (w/17058254, 17058559 carb.)
32	1	1	7036881	COIL ASSY.—stat cover (incl. gasket) (w/7047354, 7047554 carb.)
32	1	1	17054309	COIL ASSY.—stat cover (incl. gasket) (SOA) (w/17055154, 17055155, 17058254, 17058559 carb.)
33	1	1	7002760	GASKET—stat cover (w/7047354 carb.)
33	1	1	17050961	GASKET—stat cover (w/7047554, 17055154, 17055155, 17058254, & 17058559 carb.)
34	1	1	7038808	SCREW—choke housing to bowl
35	1	1	7019709	SCREW—coil lever
36	1	1	7038285	LEVER—stat coil (w/7047354, 7047554 carb.)
36	1	1	7043368	LEVER—stat coil (w/17055154, 17055155, 17058254, & 17058559 carb.)
37	2	2	7037569	SEAL—intermediate choke shaft
38	3	3	—	SCREW—stat cover (procure locally)
39	3	3	7000614	RETAINER—stat cover
40	1	1	7036880	KIT—choke housing (incl. housing, 2-shaft seal & choke seal)
41	1	1	7035199	CAM—fast idle (w/7047354, 7047554 carb.)
41	1	1	7041484	CAM—fast idle (w/17055154, 17055155, 17058254, & 17058559 carb.)
42	1	1	7038282	SHAFT ASSY.—choke (incl. lever) (SOA)
43	1	1	7038301	LEVER—choke (w/7047354, 7047554 carb.)
43	1	1	7041542	LEVER—choke (w/17055154, 17055155, 17058254, & 17058559 carb.)
44	1	1	7029866	SCREW—choke lever
45	1	1	7030662	SEAL—choke housing to bowl (w/7047334, 7047554 carb.)
45	1	1	7043367	SEAL—choke housing to bowl (w/17055154, 17055155, 17058254, & 17058559 carb.)
46	1	1	7003176	SPRING—idle stop screw
47	1	1	3960392	SCREW—idle stop (repl. 7002121)
48	1	1	7032732	SPRING—filter
49	1	1	5650906	ELEMENT ASSY.—fuel filter (SOA)
50	1	1	7024281	GASKET—filter nut
51	1	1	7045878	NUT—filter (w/7047354, 7047554 carb.)
51	1	1	7044951	NUT—fuel filter (w/17055154, 17055155 carb.)
51	1	1	17059861	NUT—fuel filter (w/17058154, 17058559 carb.)
52	1	1	7038305	ROD—vacuum break (w/7047354, 7047554 carb.)

## 12.040 CARBURETOR (Cont.)

52	1	1	7041527	ROD—vacuum break (w/17055154, 17055155, 17058254 & 17058559 carb.)
54	1	1	7047499	CONTROL ASSY.—vacuum break (incl. bracket) (SOA) (w/7047354, 7047554 carb.)
54	1	1	7044435	CONTROL ASSY.—vacuum break (incl. 1 bracket) (SOA) (w/17055154, 17055155, 17058254, 17058559 carb.)
55	2	2	7038581	SCREW—control attaching (w/7047354, 7047554 carb.)
55	2	2	17050732	SCREW—control attaching (w/17055154, 17055155, 17058254, & 17058559 carb.)
56	1	1	2410096	HOSE—vacuum (CTL)
57	1	1	7046766	KIT—gasket (w/7047354 carb.)
57	1	1	17051885	KIT—gasket (w/7047554 carb.)
58	1	1	7046811	BODY ASSY.—throttle (w/7047354 carb.)
58	1	1	17052803	BODY ASSY.—throttle (incl. plug) (w/7047554 carb.)
58	1	1	17058885	BODY ASSY.—throttle (w/1705514 carb.)
58	1	1	17054744	BODY ASSY.—throttle (w/17055155 carb.)
58	1	1	17058648	BODY ASSY.—throttle (w/17058254 carb.)
58	1	1	17058984	BODY ASSY.—throttle (w/17058559 carb.)
59	1	1	7035523	SCREW—fast idle lever (w/7047354, 7047554 carb.)
59	1	1	7036079	SCREW—fast idle lever (17058254, 17058559 carb.)
60	1	1	7035772	SPRING—cam lever (w/7047354, 7047554 carb.)
60	1	1	17051494	SPRING—cam follower (w/17058254, 17058559 carb.)
61	1	1	7038298	LEVER—cam follower (w/7047354, 7047554 carb.)
61	1	1	7041497	LEVER—cam follower (w/17058254, 17058559 carb.)
62	1	1	7035998	LEVER—fast idle (w/7047354, 7047554 carb.)
62	1	1	7041498	LEVER—fast idle (w/17058254, 17058559 carb.)
63	1	1	7029900	SPRING—idle screw (w/7047354, 7047554, 17058254 & 17058559 carb.)
64	1	1	7044794	SCREW—fast idle adjusting (w/7047354, 7047554, 17058254, & 17058559 carb.)
65	2	2	7011479	SPRING—idle needle (w/7047354, 7047554, 17058254, & 17058559 carb.)
66	2	2	7042457	NEEDLE—idle (w/7047354 carb.)
66	2	2	7048532	NEEDLE—idle (w/7047554, 17058254, 17058559 carb.)
67	3	3	7035790	SCREW—throttle body attaching (w/7047354, 7047554, 17058254, & 17058559 carb.)
68	1	1	412501	GASKET—carburetor to manifold (w/7047354, 7047554 carb.)
68	1	1	419047	GASKET—flange (w/7047554, 17058254, 17058559 carb.)
69	1	1	7026138	ROD—pump (w/7047354, 7047554 carb.)
—	1	1	7042801	LIMITER—idle needle
—	1	1	7035134	SEAT ASSY.—needle (w/17055164, 17055165, 17058254, & 17058559 carb.)
—	1	1	17050754	LEVER ASSY.—choke shaft (w/17058254, 17058559 carb.)
—	1	1	7033751	CLIP—float needle pull (w/17055154, 17055155, 17058254 & 17058559 carb.)
—	1	1	7037318	PLUG—throttle body (w/17052803 body)
—	1	1	555214	CONNECTOR—Vacuum brake line to carburetor (eff w/interm 1977) (1/4-18 N.P.T.F.)(L-shaped)(w/556626, 556627 engine)
—	1	1	495279	VALVE—carburetor vent relay (eff. w/interm 1977)(w/556626, 556627 engine)
—	1	1	9433022	HOSE—carburetor vent relay valve to connector (eff w/interm 1977) (w/556626, 556627 engine) (5/32 I.D. X19")
—	1	1	9433275	HOSE—carburetor vent to relay valve (eff. w/interm 1977) (w/403 engine)
—	1	1	2017545	PUSHER ASSY.—throttle at carburetor (eff. w/interm 1977)(w/403 engine)
—	1	1	2016420	BRACKET—throttle at carburetor mounting (eff. w/interm 1977)(w/403 engine)
—	1	1	7042654	NUT—throttle at carburetor to bracket retainer (eff. w/interm 1977) (w/403 engine)
—	1	1	7042653	WASHER—throttle at carburetor to bracket retainer nut (eff. w/interm 1977) (w/556626, 556627 engine)
—	1	1	6272766	TEE—carburetor vacuum (eff. w/interm 1977)(w/403 engine)
—	1	1	419801	HOSE—carburetor to vacuum tee (eff. w/interm 1977)(w/403 engine)
—	1	1	415899	HOSE—solenoid to carburetor vacuum tee (eff. w/interm 1977)(w/556626, 556627 engine)

# FUEL

KEY 230 260 PART NUMBER

## 12.040 CARBURETOR (Cont.)

-	1	1	<b>1997460</b>	VALVE ASSY.—throttle retainer control solenoid (eff. w/interm 1977) (w/556626, 556627 engine)
-	1	1	<b>801528</b>	FILTER—solenoid (w/1997460 assy.)(eff. w/interm 1977)(w/556626, 556627 engine)
-	1	1	<b>550622</b>	VALVE ASSY.—throttle at carburetor pusher control (eff. w/interm 1977) (w/556626, 556627 engine)
-	1	1	<b>415899</b>	HOSE—throttle at carburetor pusher control valve to solenoid valve (eff. w/interm 1977)(w/403 engine)
-	1	1	<b>419700</b>	HOSE—throttle at carburetor to pusher control valve (eff. w/interm 1977)

# AIR SUSPENSION

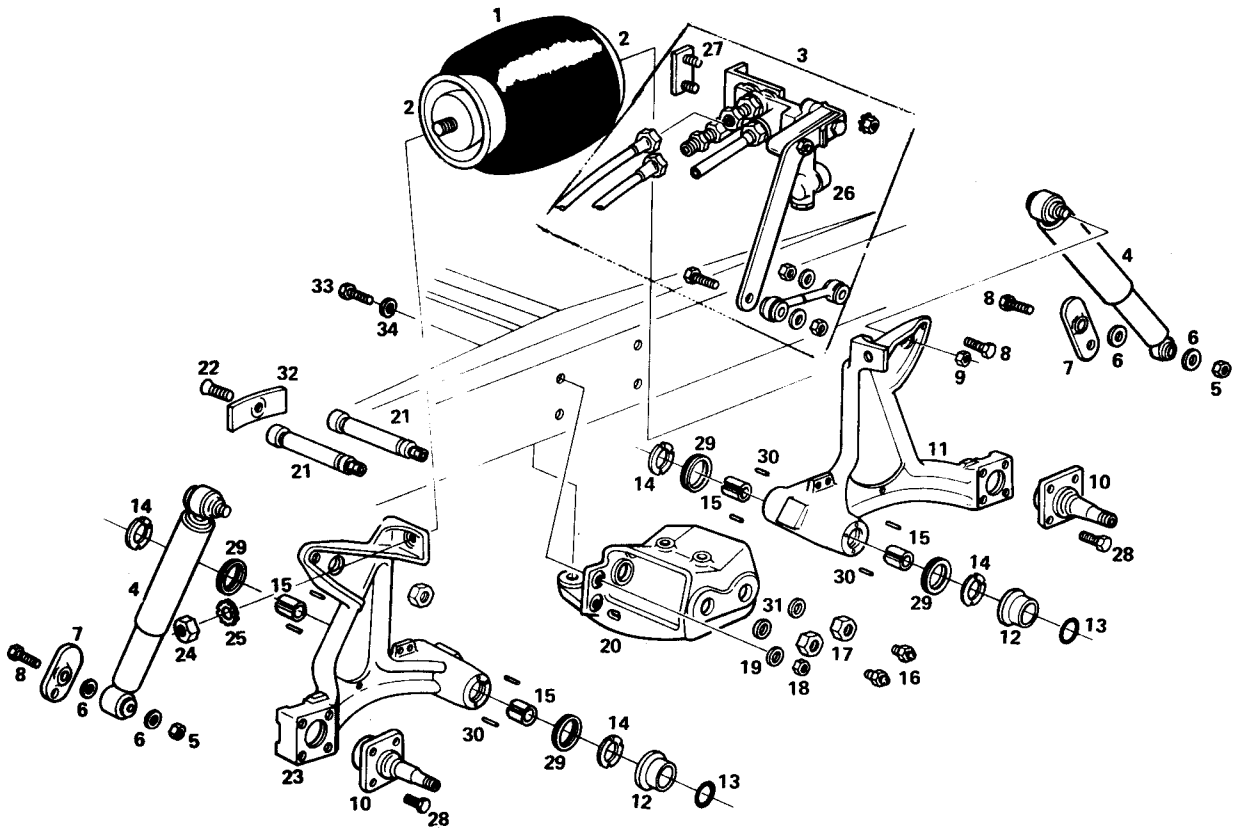
---

## LIST OF SUB GROUPS

Name	Group No.
COMPRESSOR — AIR (DANA) .....	14.010
COMPRESSOR — AIR (DELCO) (ELECTRIC) .....	14.012
COMPRESSOR — AIR (W.R. BROWN) .....	14.008
LEVEL — ELECTRO SWITCHES AND PANEL .....	14.002D
REAR AIR SUSPENSION LINE, VALVE AND TANK (FIRST DESIGN) .....	14.002
REAR AIR SUSPENSION LINE, VALVE AND TANK (SECOND DESIGN) .....	14.002D
SUSPENSION — REAR AIR .....	14.001
VALVE — REAR AIR SUSPENSION HEIGHT CONTROL .....	14.003



# AIR SUSPENSION



14.001 SUSPENSION – REAR AIR

# AIR SUSPENSION

KEY      230      260      PART NUMBER

## 14.001 SUSPENSION — REAR AIR

NOTE: items marked with asterisk are part of kit (723332)

—	AR	AR	<b>723332</b>	KIT—rear suspension pin & thrust pack, for vehicles prior to Serial No. 4V101010 (includes spacer, bushing 1 1/4", for control arm & pin 1 1/4") (w/706862-3 control arms only)
—	1	1	<b>2003732</b>	KIT—rear suspension bushing & thrust washer for vehicles prior to Serial No. 4V101024 (this kit reduces the center pivot pin hole from the current 1 1/2" dia. to the former 1 1/4" dia.)
1	2	2	<b>2030001</b>	SPRING ASSY.—air (complete) (SOA) (repl. 714374)
1	2	2	<b>NS</b>	BELLOWS—air spring (repl. 699406) (ref. 708502)
2	2	2	<b>NS</b>	PISTON—air spring, (LH) (ref. 699407)
2	2	2	<b>NS</b>	PISTON—air spring, (RH) (ref. 699405)
3	2	2	—	REAR AIR SUSPENSION LINE, VALVE & TANK—(see group 14.002)
4	4	4	<b>4975541</b>	ABSORBER—shock (repl. 4975412)
5	AR	AR	—	NUT—shock to bracket bolt (procure locally) (ref. 9422303)
6	AR	AR	<b>2436166</b>	WASHER—shock to bracket bolt
7	4	4	<b>701096</b>	BRACKET—mounting, shock absorber
8	2	2	<b>9419010</b>	BOLT—control arm to link
8	4	4	<b>9428598</b>	ROIT—bracket, shock absorber
9	4	4	<b>9422306</b>	NUT—shock absorber stud
10	4	4	<b>721507</b>	SPINDLE
11	2	2	<b>706863</b>	ARM—control RH front and LH rear (incl. bushings) (prior to Serial No. 4V101024) (1 1/4" dia.) (ref. only)
11	2	2	<b>721317</b>	ARM ASSY.—control, RH front and LH rear, (incl. bushings) (1 1/2" dia.) (repl. 706863) (also use 1-2003732 kit)
12	4	4	<b>721330</b>	SPACER—pin, control arm to frame mounting bracket (eff. w/Serial No. 4V101024)
13	4	4	<b>2443965</b>	"O" RING—control arms to frame and bracket (eff. w/Serial No. 4V101024)
13	8	8	* <b>2421884</b>	"O" RING—control arms to frame and bracket (prior to Serial No. 4V101024)
14	8	8	* <b>711448</b>	PACK ASSY.—thrust (prior to Serial No. 4V101024)
14	8	8	<b>721087</b>	PACK ASSY.—thrust (eff. w/Serial No. 4V101024)
15	16	16	—	BUSHING—control arm, RH & LH front and rear (use 723332 KIT) (prior to Serial No. 4V101024)
15	16	16	<b>5155839</b>	BUSHING—control arm, RH & LH front and rear (eff. w/Serial No. 4V101024)
16	4	4	* <b>9411010</b>	FITTING—mounting bracket pin lubrication
17	4	4	* <b>791148</b>	NUT—lock, control arm
18	12	12	<b>9422301</b>	NUT—bolt, control arm bracket to frame rail
19	24	24	<b>2436165</b>	WASHER—bolt, control arm bracket to frame rail
20	2	2	<b>692340</b>	BRACKET—mounting, control arm to frame (prior to Serial No. 4V101024)
20	2	2	<b>721332</b>	BRACKET—mounting, control arm to frame (eff. w/Serial No. 4V101024)
21	4	4	<b>721329</b>	PIN—bracket, control arm mounting (eff. w/Serial No. 4V101024)
22	2	2	<b>2433648</b>	SCREW—plate (used w/721329)
22	4	4	* <b>699225</b>	SCREW—cap. arm to frame mounting bracket pin
23	2	2	<b>706862</b>	ARM—control, LH front and RH rear (incl. bushings) (prior to Serial No. 4V101024) (1 1/4" dia.) (ref. only)
23	2	2	<b>721316</b>	ARM ASSY.—control, LH front and RH rear (incl. bushings) (1 1/2" dia.) (repl. 706862) (also use 1-2003732 kit)
24	4	4	<b>219758</b>	NUT—mounting, front to rear arms spring
25	2	2	—	WASHER—external tooth, front to rear arms spring mounting (procure locally)
26	2	2	<b>4949722</b>	VALVE ASSY.—height control (see group 14.003)
27	2	2	<b>694606</b>	PLATE ASSY.—mounting, height control valve
28	16	16	<b>9420892</b>	BOLT—spindle and brake to control arm (300M)
29	8	8	<b>721373</b>	SEAL—thrust pack (eff. w/Serial No. 4V101024)
30	16	16	<b>9415609</b>	PIN—thrust pack seal, washer
31	4	4	<b>2436170</b>	WASHER—fitting
32	2	2	<b>721331</b>	PLATE—locking (used w/721329)
33	2	2	<b>9426323</b>	BOLT—bracket (300M)
34	2	2	<b>2436165</b>	WASHER—bolt, (17/32 I.D. x 1-1/16 O.D.)
—	8	8	* <b>711449</b>	SEAL—thrust, pack (prior to Serial No. 4V101024)
—	AR	AR	<b>702245</b>	SHIM—control arm mtg. brkt. to frame, longitudinal adjustment (3.50")

# AIR SUSPENSION

KEY 230 260 PART NUMBER

## 14.001 SUSPENSION — REAR AIR (Cont.)

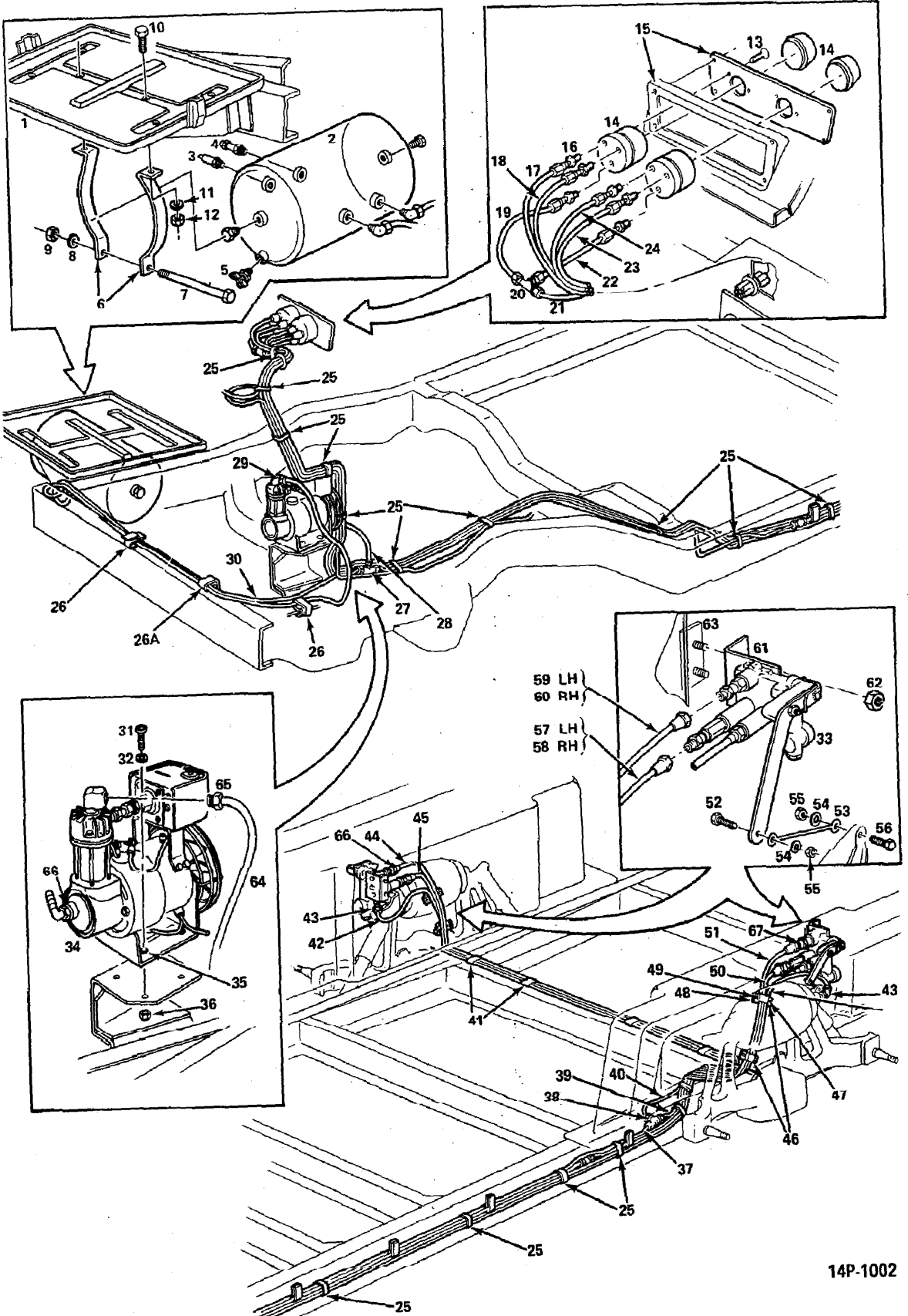
—	AR	AR	<b>702246</b>	SHIM—control arm mounting bracket to frame, vertical adjustment (8.80")
—	8	8	* <b>723340</b>	BUSHING—king pin
—	4	4	* <b>723473</b>	SPACER—pin support
—	2	2	* <b>723472</b>	KEEPER—pin, rear suspension
—	4	4	* <b>723474</b>	PIN—bracket, rear suspension

**AIR SUSPENSION**

---

**NOTES**

# AIR SUSPENSION



14P-1002

14-002 REAR AIR SUSPENSION LINE, VALVE AND TANK (FIRST DESIGN)

# AIR SUSPENSION

KEY	230	260	PART NUMBER	
-----	-----	-----	-------------	--

## 14.002 REAR AIR SUSPENSION LINE, VALVE AND TANK (FIRST DESIGN) (PRIOR TO SERIAL NO. 6V100878)

NOTE: Items marked with asterisk are part of Reservoir Assembly.

1	1	1	—	BATTERY TRAY MOUNTING—(see group 7.085)
2	1	1	* 701588	TANK ASSY.—air (SOA)
2	1	1	791382	RESERVOIR ASSY.—air
3	1	1	* 278383	VALVE—reservoir tank (safety)
4	1	1	* 2214695	VALVE—reservoir tank, auxiliary air
5	1	1	* 798004	COCK—drain, reservoir
5	1	1	444620	PLUG—drain, reservoir (tank) (opt.)
6	2	2	705506	BRACKET—reservoir tank to battery tray (w/701588) (prior to 1975)
6	2	2	3726158	BRACKET ASSY.—reservoir tank to battery tray (w/791382) (eff. w/1975)
7	1	1	—	BOLT—battery tray bracket (3/8-16 x 6 hex) (procure locally)
8	1	1	103321	WASHER—battery tray bracket bolt (3/8 plain)
9	1	1	9418931	NUT—battery tray bracket bolt (3/8-16 hex)
10	2	2	—	BOLT—reservoir assembly to battery box support (3/8-16) (ref. 9427325)
11	2	2	2436163	WASHER—reservoir assembly to battery box support (3/8)
12	2	2	9422277	NUT—reservoir assembly to battery box support (3/8-16)
13	2	2	NPN	SCREW—panel mounting (8-32 x 3/8)
14	2	2	715105	VALVE ASSY.—leveling (repl. 699189) (SOA) (also use [3] 652628 connectors)
14	1	1	NS	KIT—service, leveling valve (incl. springs, gaskets, & seals) (ref. 2017739)
15	—	1	717995	PANEL—valve mounting (teak) (w/RPO 692, 693, 695, 696 & TransMode)
15	1	1	701837	PANEL—mounting, leveling valve (w/RPO 690)
15	1	1	791161	PANEL—valve mounting (w/RPO 681, 697)
15	—	1	2001460	PANEL—valve mounting (w/RPO 698)
16	6	6	652629	CONNECTOR ASSY.—leveling valve to tube (use w/699189) (First Design)
16	6	6	652628	CONNECTOR ASSY.—leveling valve to tube (use w/715105 valve) (Second Design)
16	6	6	793388	ADAPTER—fitting, leveling valve to hose (eff. w/1975)
17	AR	AR	8884052	TUBE—air suspension (CTL) (50' black) (prior to 1975)
17	1	1	796703	HOSE ASSY.—air suspension (blue) (eff. w/1975)
17	1	—	796704	HARNESS ASSY.—air suspension (w/RPO GYE) (ref. only) (eff. w/1975)
17	1	1	2005299	HARNESS ASSY.—air suspension (std.) (red) (eff. w/1975)
17	2	2	2005300	HARNESS—height control valve to RH & LH air spring (std.) (yellow) (eff. w/1975)
17	—	1	796705	HARNESS ASSY.—air suspension (w/RPO GYE) (ref. only) (eff. w/1975)
17	1	—	793912	HARNESS—air suspension, LH (gray) (w/796704) (eff. w/1975)
17	1	1	791656	HARNESS—air suspension, LH (gray) (eff. w/1975) (tube) (w/796705)
—	1	1	796784	COUPLING ASSY.—harness (w/791656) (eff. w/1975)
—	1	1	796788	STEM ASSY.—harness (incl. nut) (w/791656) (eff. w/1975)
—	1	1	798020	CONNECTOR ASSY.—harness (w/791656) (eff. w/1975)
—	2	2	796787	INSERT—harness, (brass) (w/791656) (eff. w/1975)
17	1	1	791654	HARNESS—air suspension, LH, valve outlet to leveling valve (purple) (eff. w/1975) (tube) (w/796705)
—	2	2	798020	CONNECTOR ASSY.—harness, (w/791654) (eff. w/1975)
—	2	2	796787	INSERT—harness, (brass) (w/791654) (eff. w/1975)
17	1	—	793910	HARNESS—air suspension, LH, valve outlet to leveling valve (purple) (w/796704) (eff. w/1975)
18	AR	AR	8884052	TUBE—air suspension (CTL) (50' black) (prior to 1975)
18	1	1	791651	HARNESS—air suspension, RH (blue) (eff. w/1975) (tube) (w/796705)
—	1	1	796784	COUPLING ASSY.—harness (w/791651) (eff. w/1975)
—	1	1	796788	STEM ASSY.—harness (incl. nut) (w/791651) (eff. w/1975)
—	1	1	798020	CONNECTOR ASSY.—harness (w/791651) (eff. w/1975)
—	2	2	796787	INSERT—harness, (brass) (w/791651) (eff. w/1975)
18	1	—	796703	HARNESS—air suspension RH (blue) (w/796704) (eff. w/1975) (repl. 793908)
18	1	1	796702	HOSE ASSY.—air suspension (yellow) (eff. w/1975) (repl. 793911)
18	1	1	791655	HARNESS—air suspension, RH, valve outlet to leveling valve (yellow) (eff. w/1975) (tube) (w/796705)
—	2	2	798020	CONNECTOR ASSY.—harness (w/791655) (eff. w/1975)
—	2	2	796787	INSERT—harness, (brass) (w/791655) (eff. w/1975)
19	AR	AR	8884052	TUBE—air suspension (CTL) (prior to 1975) (50' roll) (black)

**AIR SUSPENSION**

KEY 230 260 PART NUMBER

**14.002 REAR AIR SUSPENSION LINE, VALVE AND TANK (FIRST DESIGN)  
(PRIOR TO SERIAL NO. 6V100878) (Cont.)**

19	1	—	<b>793909</b>	HARNES—air suspension (red) (w/796704) (eff. w/1975)
19	1	1	<b>791653</b>	HARNES—air suspension (red) (eff. w/1975) (tube) (w/796705)
—	3	3	<b>796784</b>	COUPLING ASSY.—harness (w/791653) (eff. w/1975)
—	2	2	<b>796786</b>	TEE ASSY.—harness (w/791653) (eff. w/1975)
—	3	3	<b>796788</b>	STEM ASSY.—harness (incl. nut) (w/791653) (eff. w/1975)
—	1	1	<b>798020</b>	CONNECTOR ASSY.—harness (w/791653) (eff. w/1975)
—	10	10	<b>796787</b>	INSERT—harness (brass) (w/791653) (eff. w/1975)
20	1	1	<b>652632</b>	TEE ASSY.—(repl. 693784)
21	AR	AR	<b>8884052</b>	TUBE—air suspension, rear (CTL) (50' roll) (prior to 1975)
22	AR	AR	<b>8884052</b>	TUBE—air suspension, rear (CTL) (50' roll) (prior to 1975)
22	1	1	<b>796349</b>	HOSE ASSY.—air suspension (purple) (eff. w/1975)
23	AR	AR	<b>8884052</b>	TUBE—height control valve outlet to leveling (CTL) (LH) (50' roll) (prior to 1975)
23	1	1	<b>796701</b>	HOSE ASSY.—air suspension (red) (eff. w/1975)
24	AR	AR	<b>8884052</b>	TUBE—air suspension (RR) (CTL) (50' black) (prior to 1975)
24	1	1	<b>796350</b>	HOSE ASSY.—air suspension (gray) (eff. w/1975)
25	17	17	<b>657558</b>	STRAP
26	1	1	<b>2397582</b>	CLIP—spring type
26A	3	3	<b>3916876</b>	CLIP—air line from comp. to res. (flat type)
27	1	1	<b>652632</b>	TEE ASSY.—(repl. 693784)
28	AR	AR	<b>8884052</b>	TUBE—air suspension (CTL) (rear) (50' roll) (black)
29	1	1	<b>652628</b>	CONNECTOR ASSY.—air compressor (repl. 693266)
30	4	4	<b>8884052</b>	TUBE—air suspension (CTL) (rear) (50' roll) (black)
31	4	4	—	SCREW—compressor (procure locally)
32	4	4	—	WASHER—compressor (procure locally)
33	2	2	<b>4949722</b>	VALVE ASSY.—height control (see group 14.003)
34	1	1	—	COMPRESSOR—air 12 VDC (see 14 008 for illustration) (repl. 704386) (707990 opt.)
34	1	1	—	COMPRESSOR—air. (DANA) (see 14.010 for illustration)
35	3	3	—	GROMMET—rubber (procure locally) (w/717683)
35	4	4	—	MOUNT—air compressor elastomer (w/704386) (rubber) (make locally) (ref. 700977)
36	4	4	<b>190254</b>	NUT—compressor mounting
37	AR	AR	<b>8884052</b>	TUBE—air suspension (CTL) (rear) (50' roll) (black)
38	1	1	<b>716841</b>	TEE ASSY.—(repl. 693784)
39	AR	AR	<b>8884052</b>	TUBE—air suspension (CTL) (rear) (50' roll) (black)
40	AR	AR	<b>8884052</b>	TUBE—air suspension (CTL) (rear) (50' roll) (black)
41	AR	AR	—	TAPE—masking (procure locally)
42	AR	AR	<b>8884052</b>	TUBE—air suspension (CTL) (rear) (RH) (50' roll) (black)
43	2	2	<b>652628</b>	CONNECTOR—air bellows (LH—RH) (repl. 652629) (prior to 1975)
43	2	2	<b>793387</b>	ADAPTER—fitting, air line to air spring (bellows) (eff. w/1975)
44	AR	AR	<b>8884052</b>	TUBE—air suspension (CTL) (rear) (RH) (50' roll) (black)
45	AR	AR	<b>8884052</b>	TUBE—air suspension (CTL) (rear) (RH) (50' roll) (black)
46	2	2	<b>2423131</b>	SPACER—cross seat, (RH & LH)
47	8	8	—	NUT—spacer (procure locally)
48	8	8	—	WASHER—spacer (procure locally)
49	8	8	<b>2446799</b>	SCREW—spacer
50	AR	AR	<b>8884052</b>	TUBE—air suspension (CTL) (rear) (50' roll) (black)
51	AR	AR	<b>8884052</b>	TUBE—height control valve outlet (CTL) (LH) (50' roll) (black)
52	2	2	<b>9419006</b>	BOLT—link (1/4-20 x 1)
53	2	2	<b>4950793</b>	LINK ASSY.—height control valve
54	4	4	<b>2436161</b>	WASHER—link, bolt (1/4)
55	4	4	<b>9422273</b>	NUT—link, bolt (1/4-20)
56	2	2	<b>9419010</b>	BOLT—link (1/4-20 x 1-1/2")
57	AR	AR	<b>8884052</b>	TUBE—air suspension (CTL) (LH) (50' roll) (black)
58	AR	AR	<b>8884052</b>	TUBE—air suspension (CTL) (RH) (50' roll) (black)
59	AR	—	<b>8884052</b>	TUBE—air suspension (CTL) (RR) (LH) (50' roll) (black)
60	—	AR	<b>8884052</b>	TUBE—air suspension (CTL) (RR) (RH) (50' roll) (black)
61	2	2	<b>4949722</b>	VALVE ASSY.—height control (see group 14.003) (prior to 1975)
61	2	2	<b>4992987</b>	VALVE ASSY.—height control (see group 14.003) (eff. w/1975)
62	2	2	—	NUT ASSY.—height control (procure locally)
63	2	2	<b>694606</b>	PLATE ASSY.—height control mounting
64	1	1	<b>791652</b>	HARNES—reservoir to compressor (red) (eff. w/1975)
—	1	1	<b>796784</b>	COUPLING ASSY.—tube, (w/791652) (eff. w/1975)
—	1	1	<b>796785</b>	ELBOW ASSY.—tube, (w/791652) (eff. w/1975)
—	2	2	<b>796788</b>	STEM ASSY.—tube, (incl. nut) (w/791652) (eff. w/1975)
—	2	2	<b>796787</b>	INSERT—tube, (brass) (w/791652) (eff. w/1975)
65	2	2	<b>793387</b>	ADAPTER—fitting, tank pressure switch to air line (eff. w/1975)

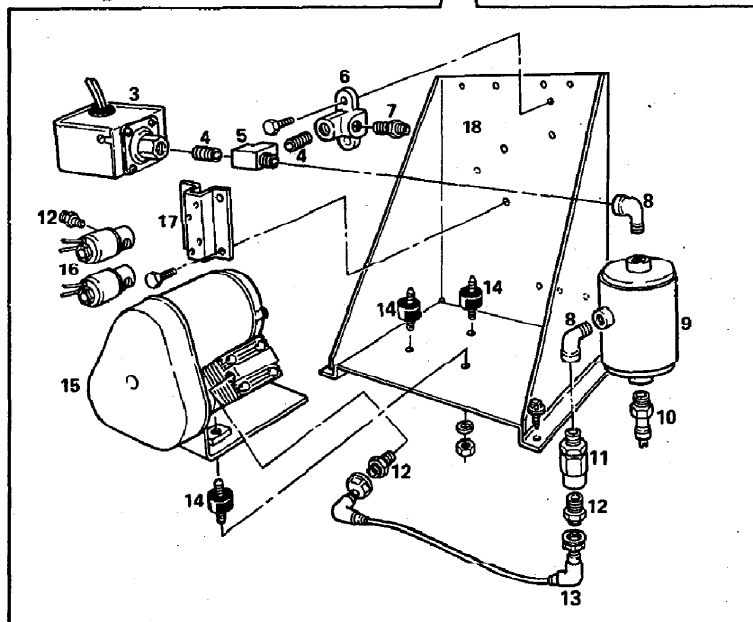
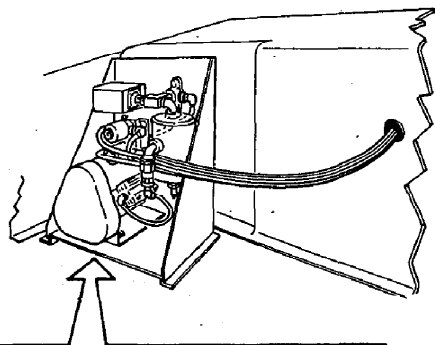
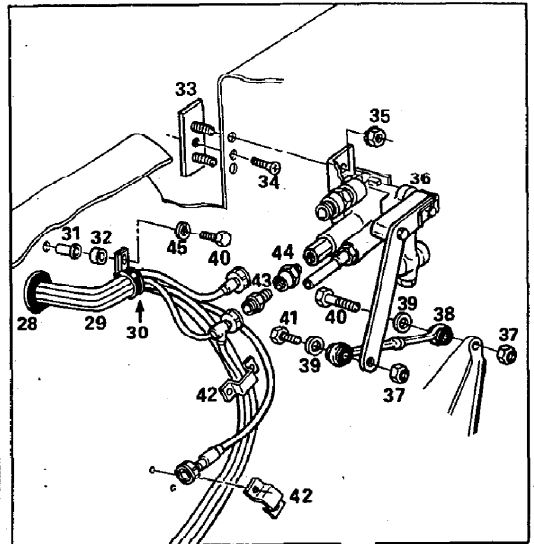
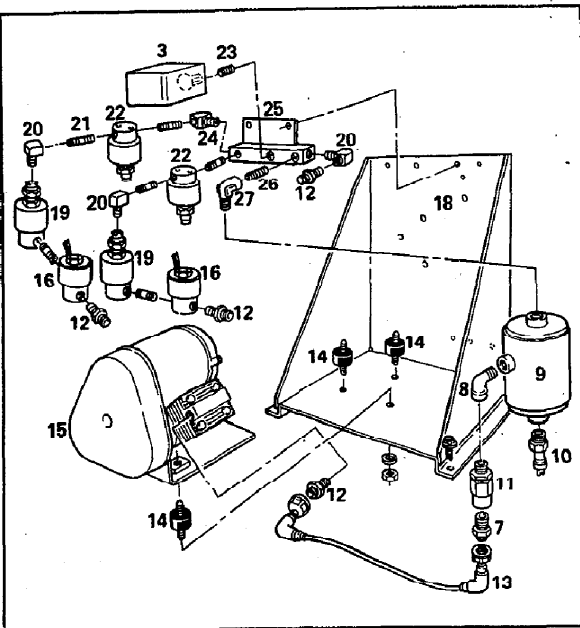
# AIR SUSPENSION

KEY 230 260 PART NUMBER

## 14.002 REAR AIR SUSPENSION LINE, VALVE AND TANK (FIRST DESIGN) (PRIOR TO SERIAL NO. 6V100878) (Cont.)

66	2	1	<b>793388</b>	ADAPTER—fitting, tube (eff. w/1975)
67	2	2	<b>793389</b>	ADAPTER—fitting, tube (eff. w/1975)
—	4	4	<b>5538443</b>	BUSHING—line, height control valve
—	4	4	<b>3178598</b>	SLEEVE—link, bushing height control
—	1	1	<b>3035049</b>	GROMMET—air line through dash to leveling valve (repl. 3722970)
—	1	1	* <b>2444480</b>	VALVE—check, air res. to comp.
—	3	3	<b>708513</b>	CLIP—LH height cont. valve, intake to tee on LH frame rail tube
—	1	1	* —	SWITCH—low air warning, at tank (see group 7.070)
—	1	1	* —	TEE—low air warning switch, at tank (see group 7.070)
—	1	1	<b>791381</b>	BRACKET—reservoir tank to toe panel mtg. (eff. w/1975)
—	1	1	<b>719488</b>	CLAMP—air lines to rad. cushioned (eff. w/1975)
—	4	5	<b>723250</b>	CLAMP—air lines, cushioned loop (eff. w/1975)
—	3	3	—	SUPPORT—clamp to frame (eff. w/1975) (procure locally)
—	1	1	* <b>724460</b>	SWITCH ASSY.—pressure regulator (SOA) (repl. 708586)
—	3	3	* <b>444040</b>	ELBOW—switch to pressure tank, check valve & valve to tank
—	1	1	* —	NIPPLE—switch to elbow (proc. loc.) (ref. 443979)
—	1	1	<b>2004647</b>	SERVICE KIT—air system (includes the following 6 items.)
—	2	2	<b>2003432</b>	VALVE ASSY.—solenoid
—	4	4	<b>793388</b>	ADAPTER—tube compressor fitting
—	4	4	<b>796788</b>	STEM ASSY.—air suspension harness (1/4" male adapter)
—	4	4	<b>796784</b>	COUPLING ASSY.—air suspension harness (1/4" tubing)
—	4	4	<b>796787</b>	INSERT—brass
—	1	1	<b>NS</b>	SHEET—instruction (ref. 8881317)





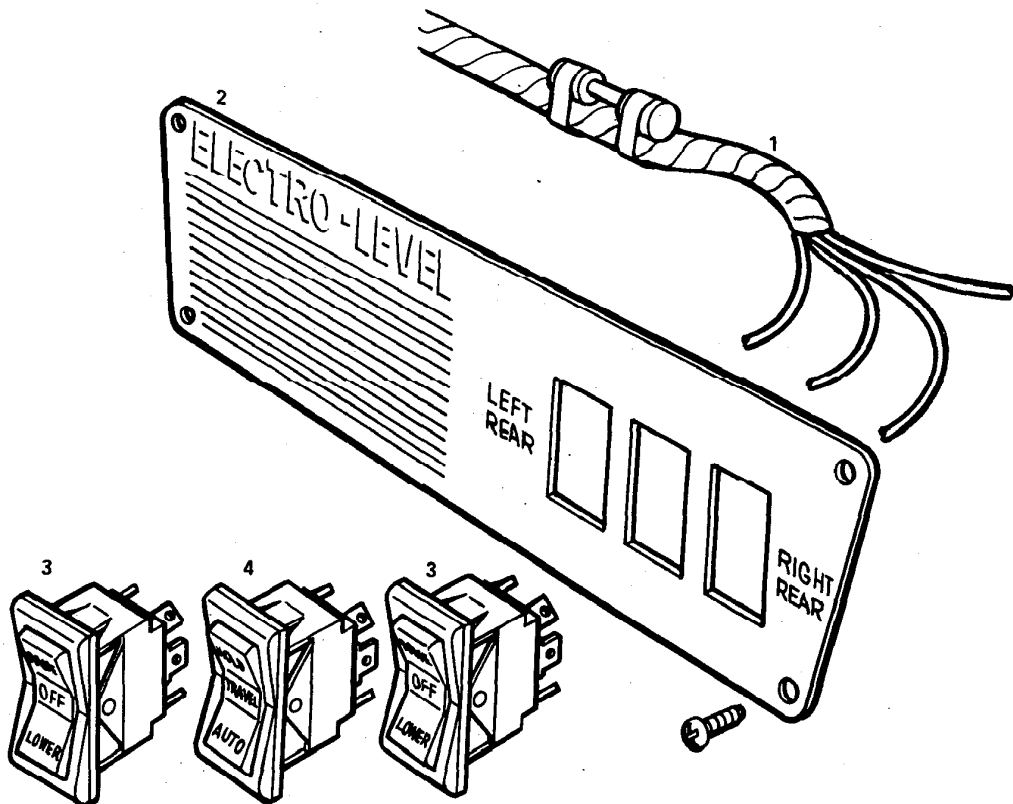
14.002D REAR AIR SUSPENSION LINE, VALVE AND TANK (SECOND DESIGN) (EFF. W/SERIAL NO. 6V100878)

# AIR SUSPENSION

KEY 230 260 PART NUMBER

## 14.002D REAR AIR SUSPENSION LINE, VALVE AND TANK (SECOND DESIGN) (EFF. W/SERIAL NO. 6V100878)

1	1	1	2009159	MODULE ASSY.—air compressor (w/RPO, GXW, GYE) (exc. ZEO 6581) (ref. only)
2	1	1	2008348	MODULE ASSY.—air compressor (exc./RPO, GXW, GYE) (ref. only)
—	1	1	2027286	MOUNTING ASSY.—air compressor (module assy.) (incl. following 9) items (exc. RPO GXW) std. (1978) (ref. only)
—	2	2	—	COMPRESSOR ASSY.—rear air suspension (DELCO—ELECTRIC) (see gr. 14.012)
—	1	1	2027284	BRACKET—air compressor
—	1	1	2027282	BRACKET—riser
—	2	2	2006761	VALVE ASSY.—solenoid shut off 2 way
—	1	1	2007486	BRACKET—solenoid mounting
—	4	4	397224	INSULATOR ASSY.—riser bracket
—	2	2	2027285	TUBE ASSY.—compressor to solenoid
—	2	2	3176207	FITTING ASSY.—compressor to solenoid
—	2	2	793388	ADAPTER—compressor to solenoid tube
—	1	1	2008347	SWITCH ASSY.—tank & pressure (ref. only) (incl. the following 9 items) (exc. RPO GXW, & GYE)
3	1	1	724460	SWITCH ASSY.—pressure
4	2	2	9423325	NIPPLE—tank to switch
5	1	1	444148	TEE—nipple to switch
6	1	1	302722	ELBOW—tank to switch
7	2	2	793387	ADAPTER—fitting, rear suspension
8	2	2	144112	ELBOW—tank to switch and check valve
9	1	1	2006554	TANK ASSY.—air
10	1	1	2214695	VALVE—drain, tank (brass) (1 5/16" lg.) (can also be used to supply air to bellows when vehicle air supply has malfunctioned)
11	1	1	2444480	VALVE—check
12	AR	AR	793388	ADAPTER—fitting
13	1	1	2007617	HARNES—pressure switch to compressor air suspension (red)
14	3	3	397224	INSULATOR—compressor to mtg. bracket
15	1	1	—	COMPRESSOR—air (see group 14.010)
16	2	2	2006761	VALVE ASSY.—solenoid (2-way)
17	1	1	NPN	BRACKET—solenoid mounting (ref. 2007486) (make locally)
18	1	1	2007452	BRACKET ASSY.—compressor module mounting
19	2	2	2006799	VALVE ASSY.—3-way, solenoid (w/RPO GYE)
20	3	3	9409931	ELBOW—manifold
21	1	1	—	NIPPLE—pipe (1/8 x 1 3/8) (ref. 144585) (proc. loc.)
22	2	2	2006798	VALVE ASSY.—3-way (w/RPO GYE)
23	6	6	—	NIPPLE—pipe (1/4 x 1 3/8) (ref. 115144) (proc. loc.)
24	1	1	9409927	ELBOW—valve to manifold
25	1	1	2474438	MANIFOLD ASSY.—valve
26	1	1	9423325	NIPPLE—elbow, manifold to tank
27	1	1	444480	ELBOW—nipple to manifold (90 street)
28	1	1	2215928	GROMMET—air lines
29	1	1	2007611	HARNES ASSY.—air suspension (air line)
30	1	1	721167	CLIP—air line harness
31	1	1	2404667	RIVNUT—air line harness
32	1	1	—	SPACER—air line harness (ref. 2476733) (make locally)
33	2	2	694606	PLATE ASSY.—mtg. height control valve
34	1	1	—	SCREW—mtg. height control plate (1/4-20 x 5/8) (proc. loc.)
35	2	2	—	NUT ASSY.—mtg. height control plate (1/4-20) (incl. ext. tooth lockwasher) (proc. loc.)
36	2	2	—	SENSOR—electronic height (see group 14.003)
37	4	4	9422273	NUT—link bolt (1/4-20)
38	2	2	4950793	LINK ASSY.—height control valve
39	4	4	2436161	WASHER—link, bolt (1/4)
40	1	1	9419006	BOLT—clip, air line
41	4	4	9419010	BOLT—link (1/4-20 x 1 1/2)
42	4	4	2423131	SPACER—rear susp. air line
43	2	2	793306	ADAPTER—fitting rear susp. air line to leveling rear valve
44	2	2	793389	ADAPTER—fitting, rear susp. air line to rear leveling valve
45	1	1	103319	WASHER—lock, rear susp. air lines to crossmember clip
—	1	1	2243319	NUT—clip, air line harness
—	3	3	708513	CLIP—rear susp. air line to crossmember
—	8	8	2464989	NUT—screw, rear susp. air line to crossmember clip



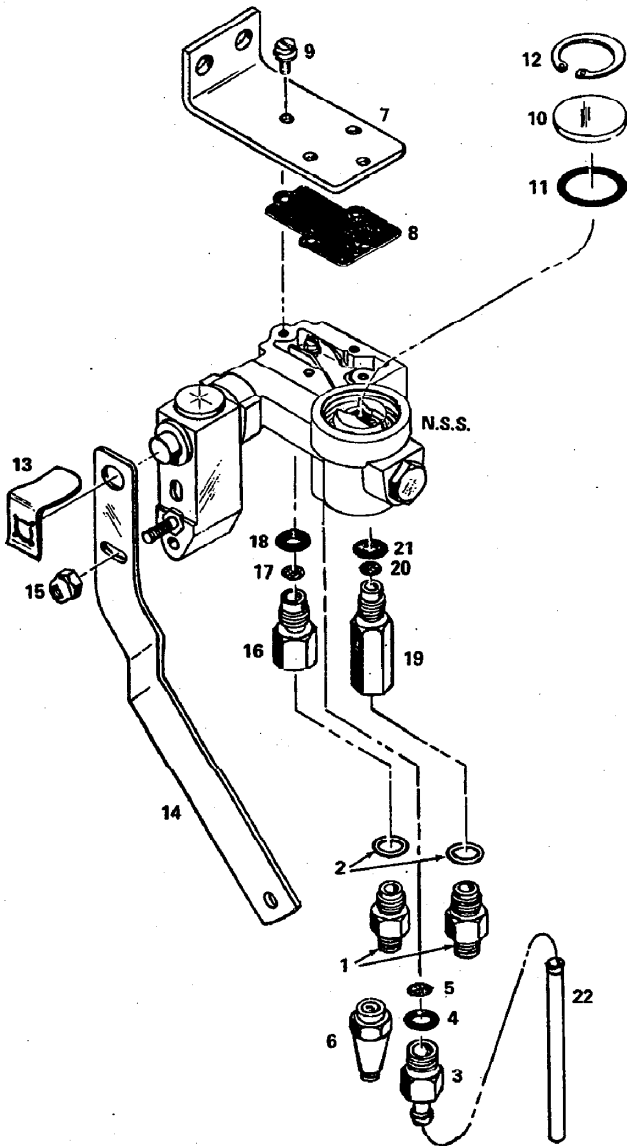
**14.002D REAR AIR SUSPENSION LINE, VALVE AND TANK (SECOND DESIGN) (EFF. W/SERIAL NO. 6V100878) (Cont.)**

—	1	1	<b>2009196</b>	BRACKET—mtg., air compressor
—	1	1	<b>2008492</b>	CONTROL ASSY.—air susp. (w/RPO GYE) (ref. only) (w/ZEO 6581)
—	1	1	<b>444614</b>	PLUG—manifold
—	1	1	<b>2009304</b>	KIT—valve, solenoid (w/2006761 valve assy. 2-way) (incl. next (2) items)
—	1	1	<b>2470537</b>	SEAL—valve solenoid
—	1	1	<b>2009305</b>	SPRING—valve solenoid
—	1	1	<b>2009301</b>	KIT—valve solenoid (w/2006798-9 valve assy. 3-way) (incl. next (4) items)
—	1	1	<b>NS</b>	PLUNGER ASSY.—valve
—	1	1	<b>2303949</b>	SEAL—adapter
—	1	1	<b>2470537</b>	SEAL—flange
—	1	1	<b>2009302</b>	SPRING—valve
1	1	1	—	HARNES ASSY.—level control (w/RPO GYE) (eff. w/1977) (see 7.090)
2	—	1	<b>2009201</b>	PANEL—leveling valve control (walnut grain) (prior to 1977) (w/RPO 641, 681, 697, 698 & GYE)
2	1	1	<b>2009201</b>	PANEL—leveling valve control (walnut grain) (eff. w/1977)
2	1	1	<b>2009202</b>	PANEL—leveling valve control (rosewood grain) (prior to 1977) (exc RPO 681, 697, 698) (w/RPO GYE)
3	2	2	<b>2007701</b>	SWITCH ASSY.—level control, raise & lower (w/RPO GYE)
4	1	1	<b>2007702</b>	SWITCH ASSY.—level control, travel & hold (w/RPO GYE)

**AIR SUSPENSION**

---

**NOTES**

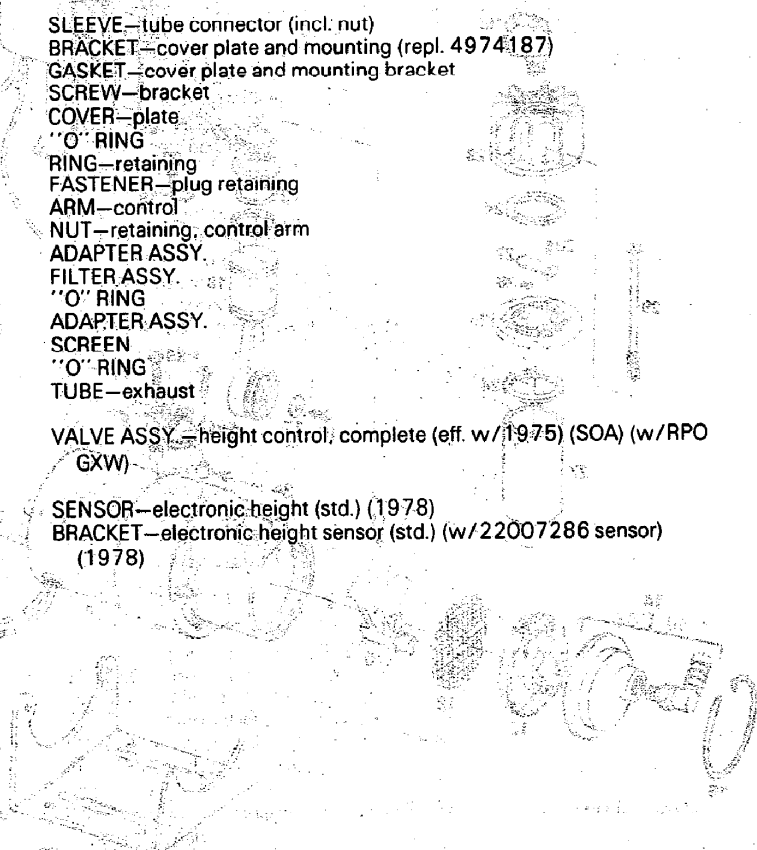


14P-15

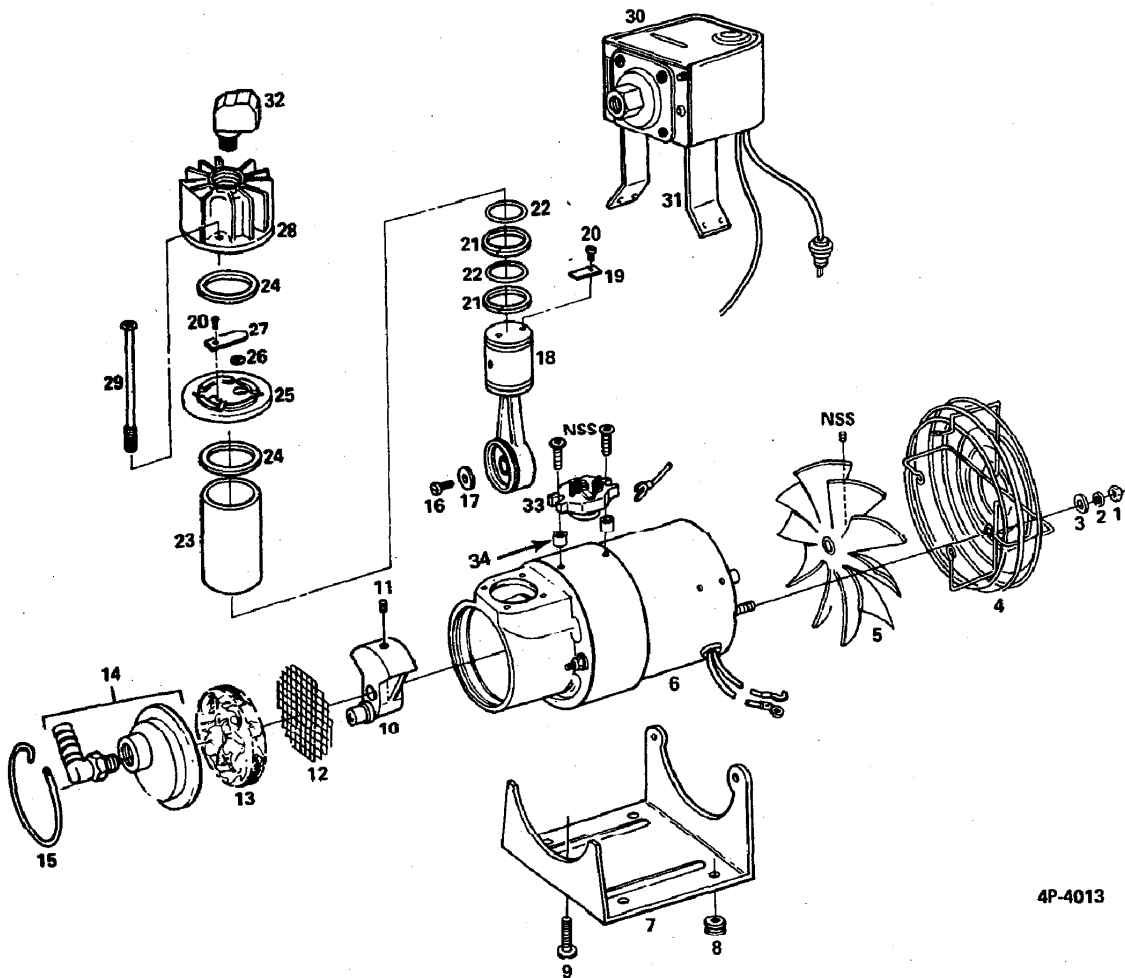
14.003 VALVE – REAR SUSPENSION HEIGHT CONTROL

14.003 VALVE — REAR SUSPENSION HEIGHT CONTROL

—	2	2	4949722	VALVE ASSY.—height control, complete (incl. the following items thru asterisk) (prior to 1975)
1	4	4	5549340	ADAPTER—air line
2	4	4	5540299	ADAPTER—gasket
3	2	2	5353314	VALVE PKG.—exhaust, check, (repl. 3176144) (incl. next (2) items)
4	2	2	5549030	"O" RING (part of pkg. 5353314)
5	2	2	NS	FILTER—air, (part of pkg. 5353314) (ref. 3178875)
6	2	2	698507	SLEEVE—tube connector (incl. nut)
7	2	2	4974380	BRACKET—cover plate and mounting (repl. 4974187)
8	2	2	5549018	GASKET—cover plate and mounting bracket
9	8	8	9411717	SCREW—bracket
10	2	2	5552832	COVER—plate
11	2	2	5549547	"O" RING
12	2	2	9424835	RING—retaining
13	2	2	5549027	FASTENER—plug retaining
14	2	2	4974187	ARM—control
15	2	2	2282071	NUT—retaining, control arm
16	2	2	5549052	ADAPTER ASSY.
17	2	2	5549038	FILTER ASSY.
18	2	2	5549030	"O" RING
19	2	2	5549339	ADAPTER ASSY.
20	2	2	5540093	SCREEN
21	2	2	5549030	"O" RING
22	2	2	* 5329107	TUBE—exhaust
—	2	2	4992987	VALVE ASSY.—height control, complete (eff. w/1975) (SOA) (w/RPO GXW)
—	2	2	22007286	SENSOR—electronic height (std.) (1978)
—	2	2	2027283	BRACKET—electronic height sensor (std.) (w/22007286 sensor) (1978)



AIR SUSPENSION



4P-4013

14.008 COMPRESSOR — AIR (W. R. BROWN)

# AIR SUSPENSION

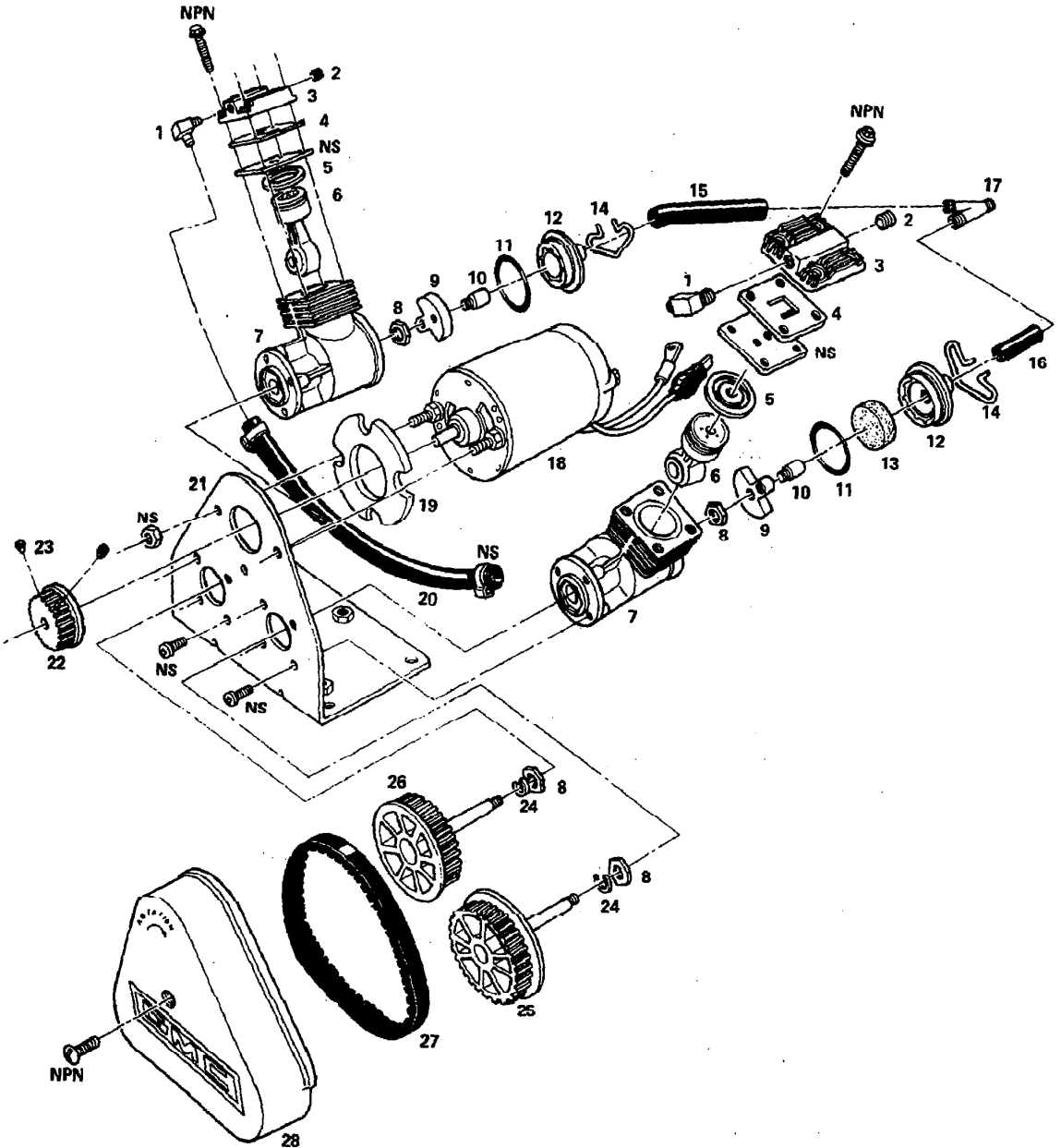
KEY    230    260    PART NUMBER

## 14.008 COMPRESSOR — AIR (W.R. BROWN)

—	1	1	<b>717683</b>	COMPRESSOR ASSY.—air, rear air suspension, (W.R. Brown) (repl. 700983, 704386) (707990 opt.) (ref. only) (see group 14.010)
1	1	1	—	NUT—jam, fan guard (procure locally) (ref. 120614)
2	1	1	—	WASHER—lock, fan guard (procure locally) (ref. 138479)
3	1	1	<b>708572</b>	WASHER—plain, fan guard
4	1	1	<b>708564</b>	GUARD—fan blade
5	1	1	<b>708565</b>	BLADE—fan (incl. set screw)
6	1	1	<b>708551</b>	MOTOR ASSY.—air compressor (incl. body) (w/704386)
6	1	1	<b>724461</b>	MOTOR ASSY.—air compressor (incl. body) (w/717683)
7	1	1	<b>708570</b>	BASE—mounting
8	4	4	<b>708571</b>	GROMMET—mounting
9	1	1	—	SCREW—mounting (No. 10-32 x 1) (procure locally)
10	1	1	<b>708573</b>	ECCENTRIC ASSY.—air compressor
11	1	1	<b>708569</b>	SCREW—set, eccentric
12	1	1	<b>708567</b>	SCREEN—filter
13	1	1	<b>708566</b>	FILTER—air
14	1	1	<b>717307</b>	MANIFOLD—intake
15	1	1	<b>708568</b>	RETAINER—filter
15	1	1	<b>717306</b>	RETAINER—intake
16	1	1	<b>708574</b>	SCREW—piston
17	1	1	<b>708578</b>	WASHER—screw
18	1	1	<b>708550</b>	PISTON ASSY.—(incl. eccentric rings & int. valve) (NSS)
19	1	1	<b>708558</b>	VALVE—intake
20	2	2	<b>708555</b>	SCREW—valve
21	3	3	<b>708560</b>	RING—piston
22	3	3	<b>708561</b>	EXPANDER—piston ring
23	1	1	<b>708553</b>	SLEEVE—piston
24	2	2	<b>708562</b>	GASKET—valve plate
25	1	1	<b>708554</b>	PLATE—valve
26	1	1	<b>708559</b>	"O" RING—exhaust valve
27	1	1	<b>708557</b>	VALVE—exhaust
28	1	1	<b>724462</b>	DOME—piston (repl. 708552)
	1	1	<b>444688</b>	PLUG—piston
29	4	4	<b>708563</b>	SCREW—dome (# 8 - 32 - 2 13/16)
30	1	1	<b>724460</b>	SWITCH ASSY.—pressure, sending unit (w/704386, 717683) (part of compressor) (repl. 708586) SOA
31	1	1	<b>791126</b>	BRACKET—pressure switch mounting (w/717683)
32	1	1	<b>444040</b>	ELBOW—air line to dome
33	1	1	<b>2000387</b>	SWITCH—thermal over-load (w/717683)
34	2	2	<b>2000388</b>	SPACER—switch, over-load (w/717683)
—	1	1	<b>657922</b>	ELBOW—air line to elbow on dome
—	1	1	<b>724405</b>	KIT—plumbing, pressure switch (w/717683 compressor) (includes next (5) items)
—	1	1	<b>657922</b>	ELBOW ASSY.—male
—	AR	AR	<b>8884052</b>	TUBE—(CTL) (repl. 8860810)
—	1	1	<b>652632</b>	TEE ASSY.—nylon (repl. 693784)
—	1	1	<b>444614</b>	PLUG—pipe
—	1	1	<b>NS</b>	SHEET—instruction (ref. 8881311)
—	1	1	<b>724404</b>	KIT—plumbing, pressure switch (w/704386 compressor) (includes next (5) items)
—	1	1	<b>657922</b>	ELBOW—male
—	1	1	—	UNION ASSY.—(proc. loc.) (ref. 693783)
—	AR	AR	<b>8884052</b>	TUBE—(CTL) (repl. 8860810)
—	1	1	<b>652632</b>	TEE ASSY.—nylon (repl. 693784)
—	1	1	<b>NS</b>	SHEET—instruction (ref. 8881310)



# AIR SUSPENSION



4P-4015

14.010 COMPRESSOR - AIR (DANA)

# AIR SUSPENSION

KEY    230    260    PART NUMBER

## 14.010 COMPRESSOR — AIR (DANA)

—	1	1	<b>795622</b>	COMPRESSOR ASSY.—air, rear air suspension (DANA) (795622 can be used as an assy. to repl. 717683)
1	2	2	<b>2000626</b>	CONNECTOR—hose (90 degree male)
2	1	1	<b>444688</b>	PLUG—head (1/8" pipe)
3	2	2	<b>2000625</b>	HEAD—cylinder
4	2	2	<b>2000624</b>	VALVE—exhaust
5	2	2	<b>2000623</b>	SEAL—o-ring
6	2	2	<b>2000604</b>	PISTON ASSY.—(incl. rod) (SOA)
7	2	2	<b>2000603</b>	HOUSING ASSY.—(SOA)
8	4	4	<b>2000621</b>	WASHER—thrust
9	2	2	<b>2000631</b>	CRANKSHAFT
10	2	2	<b>2000622</b>	PIN—crank
11	2	2	<b>2000634</b>	SEAL—o-ring
12	2	2	<b>2000605</b>	INTAKE ASSY.—(SOA)
13	2	2	<b>2000633</b>	FILTER—intake
14	2	2	<b>2000635</b>	RETAINER—filter
15	1	1	<b>8885567</b>	TUBING—(CTL, 5" lg.) (repl. 2000637)
16	1	1	<b>8885567</b>	TUBING—(CTL, 5" lg.) (repl. 2000636)
17	1	1	<b>2000638</b>	TEE—tubing (repl. 409308)
18	1	1	<b>2000629</b>	MOTOR
19	1	1	<b>2000640</b>	SPACER—motor
20	1	1	<b>2487485</b>	HOSE—cross over (1/4" I.D. x 1/2" O.D.) (repl. 2000627)
21	1	1	<b>2000608</b>	BRACKET—mounting
22	1	1	<b>2000630</b>	PULLEY—motor
23	2	2	—	SCREW—set, headless socket (procure locally) (ref. 193222)
24	2	2	<b>2000642</b>	RING—retaining
25	1	1	<b>2000607</b>	PULLEY ASSY.—rear, (incl. flange shaft)
26	1	1	<b>2000606</b>	PULLEY ASSY.—front, (incl. flange shaft)
27	1	1	<b>2000632</b>	BELT—timing
28	1	1	<b>2000639</b>	GUARD—belt
—	2	2	<b>2000628</b>	VALVE—intake (between seal & piston)
—	2	2	<b>2000641</b>	PLATE—head
—	3	3	<b>9427605</b>	BOLT—mounting, compressor (repl. 9417950)

## 14.012 COMPRESSOR — AIR (DELCO)

—	2	2	<b>5044908</b>	COMPRESSOR ASSY.—rear air suspension (electric) (incl. items thru asterisk) (ref. only)
—	1	1	<b>22009033</b>	COMPRESSOR ASSY.—air (incl. next (2) items)
—	1	1	<b>22009546</b>	O-RING—dryer
—	1	1	<b>22009541</b>	GASKET—bracket
—	1	1	<b>22010692</b>	MOTOR ASSY.—compressor (incl. next (4) items)
—	1	1	<b>11503529</b>	SCREW—head
—	1	1	<b>22009540</b>	GASKET—head
—	1	1	<b>22009541</b>	GASKET—bracket
—	1	1	<b>22009546</b>	O-RING—dryer
—	1	1	<b>22010694</b>	HEAD ASSY.—compressor (incl. next (9) items)
—	1	1	<b>22009540</b>	GASKET—head
—	1	1	<b>22009534</b>	GASKET—cover
—	2	2	<b>22009531</b>	FILTER—compressor head
—	1	1	<b>22009523</b>	SPRING—exhaust
—	1	1	<b>22009522</b>	VALVE—exhaust
—	1	1	<b>22010705</b>	SOLENOID ASSY.—compressor SOA
—	1	1	<b>22009535</b>	COVER—compressor head
—	4	4	<b>11503527</b>	SCREW—compressor head
—	1	1	<b>22009546</b>	O-RING—compressor dryer
—	1	1	<b>22010695</b>	SOLENOID ASSY.—compressor cover (incl. next (10) items)
—	1	1	<b>22010705</b>	SOLENOID ASSY.—compressor SOA
—	1	1	<b>22009579</b>	COVER ASSY.—compressor
—	1	1	<b>22009534</b>	GASKET—cover
—	1	1	<b>22009540</b>	GASKET—head
—	1	1	<b>22009544</b>	BODY—connector
—	1	1	<b>22009567</b>	SEAL—connector

# AIR SUSPENSION

KEY      230      260      PART NUMBER

## 14.012 COMPRESSOR — AIR (DELCO) (Cont.)

—	1	1	<b>22009532</b>	FILTER—compressor cover & solenoid
—	1	1	<b>22009531</b>	FILTER—compressor head
—	1	1	<b>22009523</b>	SPRING—exhaust
—	1	1	<b>22009522</b>	VALVE—exhaust
—	1	1	<b>22009035</b>	DRYER PACKAGE—compressor (incl. next (2) items)
—	1	1	<b>22009546</b>	O-RING—dryer
—	1	1	<b>22009547</b>	CLIP—spring
—	1	1	<b>22009034</b>	BRACKET PACKAGE—mounting (incl. next (5) items)
—	1	1	<b>22009541</b>	GASKET—bracket
—	3	3	<b>22009550</b>	ISOLATORS—compressor mounting bracket
—	1	1	<b>22009548</b>	BRACKET—dryer
—	1	1	<b>22009542</b>	BRACKET—mounting
—	1	1	<b>22009549</b>	BRACKET—rear mounting
—	1	1	<b>22010693</b>	GASKET PACKAGE—compressor (incl. next (7) items)
—	1	1	<b>22009529</b>	O-RING—solenoid
—	1	1	<b>22009546</b>	O-RING—dryer
—	1	1	<b>22009540</b>	GASKET—head
—	1	1	<b>22009534</b>	GASKET—cover
—	1	1	<b>22009541</b>	GASKET—bracket
—	3	3	<b>22009550</b>	ISOLATORS—compressor mounting
—	4	4	<b>*22009516</b>	STUD—cover

# STEERING

---

## LIST OF SUB GROUPS

Name	Group No.
COLUMN — STANDARD STEERING .....	16.030
COLUMN — TILT STEERING .....	16.035
GEAR — STEERING .....	16.010
LINES — HYDRAULIC STEERING, AND HOSE .....	16.045
LINKAGE — STEERING, AND COMPONENT .....	16.002
MOUNTING — POWER STEERING HYDRAULIC PUMP .....	16.055
PUMP — HYDRAULIC POWER STEERING .....	16.060
SHAFT — STEERING LOWER .....	16.020
WHEEL — STEERING .....	16.040



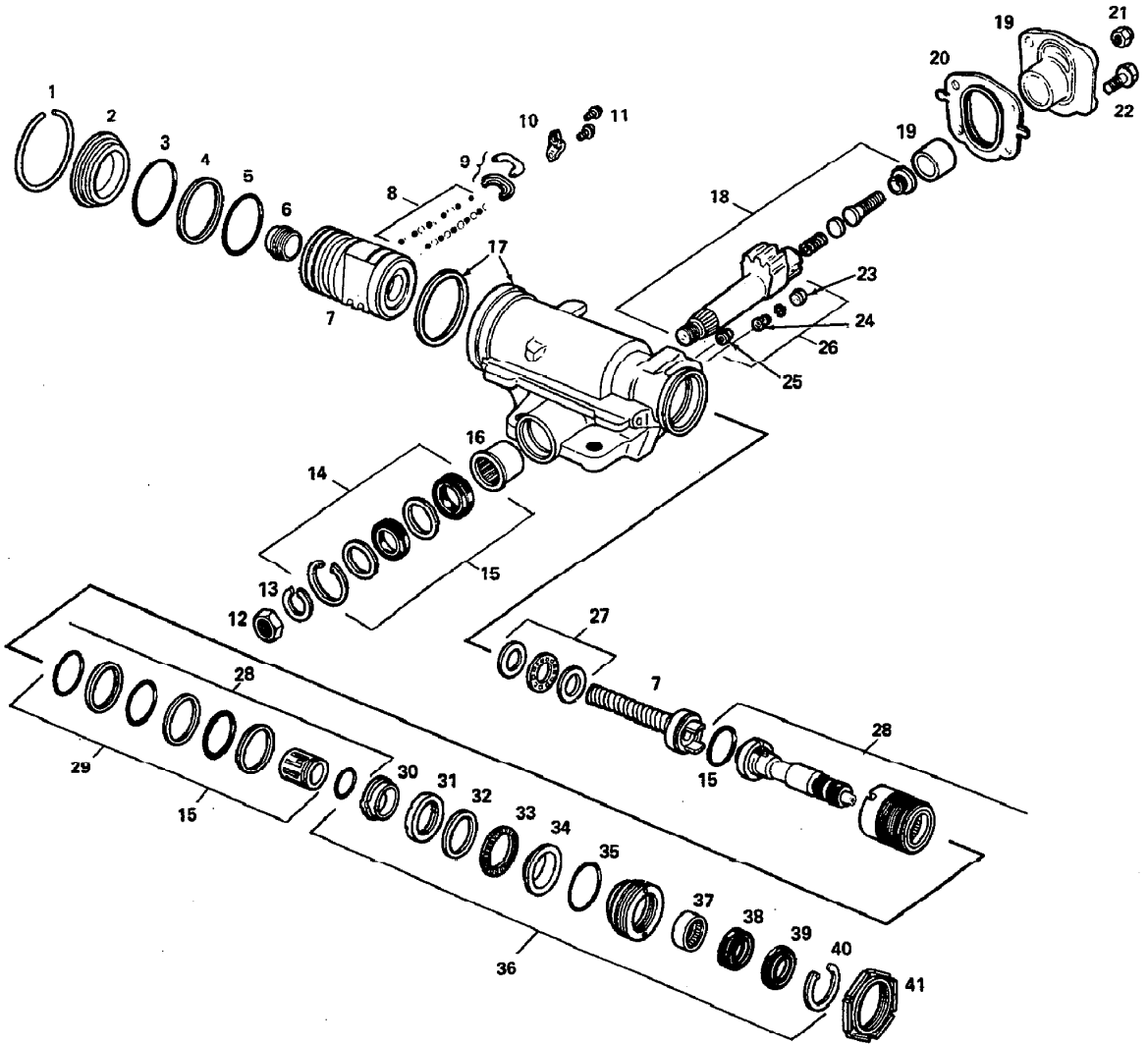
# STEERING

KEY      230      260      PART NUMBER

## 16.002 LINKAGE — STEERING (INCLUDES COMPONENT PARTS)

1	1	1	7810280	NUT—clamp, steering (300M)
2	1	1	7802922	CLAMP—steering
3	1	1	7803464	BOLT—clamp steering (300M)
4	1	1	692860	SHAFT ASSY.—steering column to gear (see grp. 16.020 for details)
5	2	2	—	BOLT—shaft to gear (procure locally)
6	1	1	9422299	NUT—steering (301M)
7	1	1	7815876	GEAR ASSY.—steering (see grp. 16.010 for details) (1973)
7	1	1	7817940	GEAR ASSY.—steering (see grp. 16.010 for details) (eff. w/1974)
8	1	1	103328	WASHER—bolt
9	1	1	697067	ARM—pitman
10	1	1	5697702	WASHER—arm, pitman
11	1	1	258779	NUT—arm, pitman (replaces 5667628)
12	2	2	5675948	FITTING—arm, lubrication
13	2	2	704802	BOOT—drag link
14	1	1	702013	DRAG LINK ASSY.—steering, LH
15	1	1	6259076	TUBE—adjusting, sleeve
16	1	1	702014	DRAG LINK ASSY.—steering, RH
17	1	1	716898	LINK ASSY.—steering, drag (SOA) (repl. 698758)
18	1	1	103387	PIN—arm (cotter)
19	2	2	3983808	NUT—drag link (repl. 125267)
20	1	1	103387	PIN—lever assembly
21	1	1	700446	WASHER—lever
22	2	2	2398984	SEAL—idler, lever dust
23	2	2	2399043	BUSHING—relay lever
24	1	1	9417908	FITTING—lube, fitting relay lever
25	1	1	697068	LEVER ASSY.—steering relay (incl. seal bushing)
26	1	1	697069	BUSHING—steering
27	1	1	5697840	SEAL ASSY.—idler arm
28	4	4	103385	PIN—rod tie
29	4	4	—	NUT—rod tie (procure locally) (1/2-20) (ref. 274428)
30	1	1	7815525	ROD—relay tie
31	1	1	9418844	NUT—lever steering
32	1	1	103387	PIN—lever steering
33	2	2	7817092	ROD ASSY.—tie, outer w/ends (repl. 7810467)
34	2	2	6259391	SEAL—(Socket) (repl. 5679728)
35	2	2	7812118	TUBE KIT—adjusting
36	4	4	7807288	CLAMP—tie rod
37	4	4	9422277	NUT—tie rod
38	2	2	7817093	ROD ASSY.—inner tie, ball and stud (repl. 5695507)
39	1	1	4975363	ABSORBER ASSY.—shock (repl. 4949828)
40	1	1	9427898	BOLT—steering relay lever pivot (1973-1974) (fine thread) (first design)
40	1	1	9430934	BOLT—steering relay lever pivot (off. w/1975) (coarse thread) (second design)
41	1	1	2436168	WASHER—lever
42	1	1	9421122	BOLT—shock, bracket (7/16-14 x 300M) (procure locally)
43	2	2	393170	BRACKET—shock
44	1	1	9430680	BOLT—shock bracket
45	1	1	393171	SPACER—shock to intermediate
46	1	1	—	NUT—shock bracket (procure locally)
47	1	1	9422299	NUT—shock
48	1	1	9419089	BOLT—frame bracket (7/16-14) (procure locally) 280M
49	1	1	7805966	ARM ASSY.—idler, steering
50	1	1	NS	BUSHING ASSY.—idler arm (part of arm)
51	1	1	—	BOLT—arm to frame (5/8-11 x 3-3/4) 280M (procure locally) (ref. 9424047)
52	1	1	9422305	NUT—arm
—	2	2	7816937	SEAL—tie rod

# STEERING



16P-32

16.010 GEAR - STEERING

# STEERING

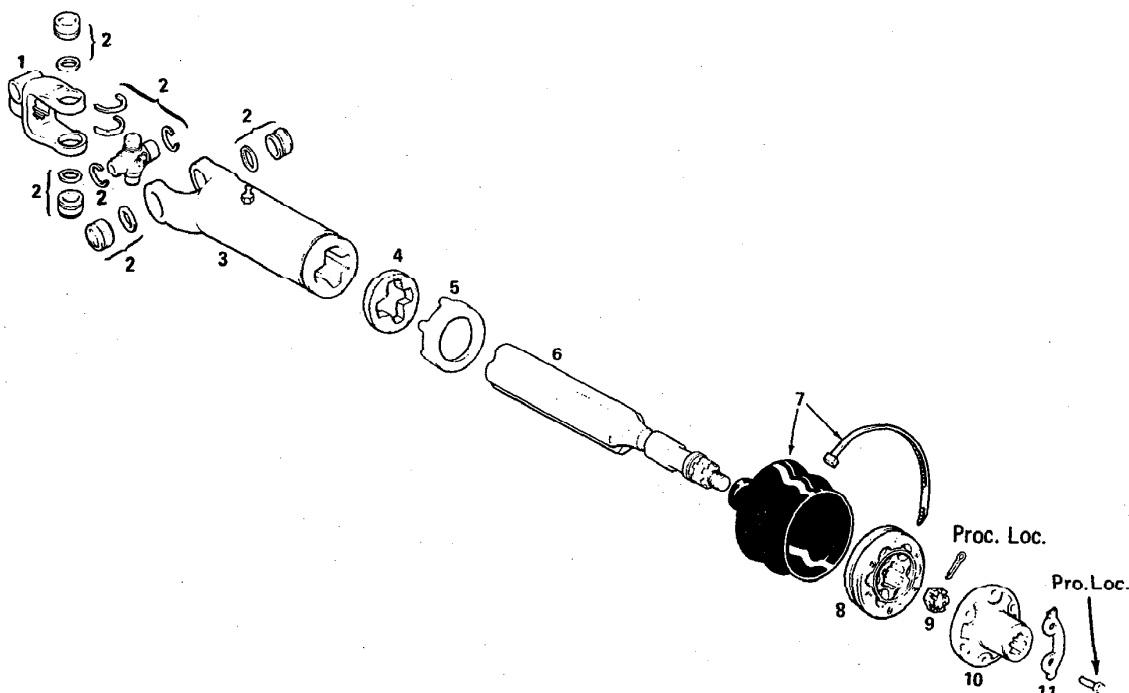
KEY      230      260      PART NUMBER

## 16.010 GEAR — STEERING

—	1	1	<b>7815876</b>	GEAR ASSY.—hydraulic steering (1973)
—	1	1	<b>7817940</b>	GEAR ASSY.—hydraulic steering (eff. w/1974)
—	1	1	<b>5687185</b>	KIT—thrust bearing adjusting plug, upper (w/7815876 strg. gear)
1	1	1	<b>5686814</b>	RING—retaining, end plug
2	1	1	<b>5694823</b>	PLUG—end housing
3	1	1	<b>7812122</b>	SEAL—housing end plug
4	1	1	<b>5687958</b>	RING—rack piston
5	1	1	<b>5688034</b>	SEAL—"O" ring, worm and rack piston nut
5	1	1	<b>7816227</b>	SEAL ASSY.—gasket
6	1	1	<b>7817355</b>	PLUG—end rack piston (repl. 5689695)
7	1	1	<b>5692425</b>	NUT ASSY.—piston, steering worm and rack (repl. 5692427)
8	1	1	<b>5695513</b>	KIT—recirculator ball
9	2	2	<b>5686540</b>	GUIDE—ball return
10	1	1	<b>5686539</b>	CLAMP—guide ball, return
11	2	2	<b>5696151</b>	SCREW ASSY.—worm and rack piston nut (incl. lockwasher)
12	1	1	<b>5667628</b>	NUT—pitman arm
13	1	1	<b>5697702</b>	WASHER—steering gear
14	1	1	<b>5685355</b>	KIT—seal, pitman shaft
15	1	1	<b>7811277</b>	KIT—master seal (w/7815876 strg. gear)
15	1	1	<b>7828570</b>	KIT—master seal (w/7817940 strg. gear) (repl. 7818104)
16	1	1	<b>5697804</b>	BEARING ASSY.—needle, hydraulic steering gear
17	1	1	<b>7816005</b>	HOUSING KIT—(incl. ring and bearing assy.)
18	1	1	<b>5687184</b>	KIT—gear, pitman shaft (w/7815876 strg. gear)
18	1	1	<b>7815885</b>	KIT—gear, pitman shaft (w/7817940 strg. gear)
19	1	1	<b>7817484</b>	COVER ASSY.—side steering gear housing (repl. 7815398)
20	1	1	<b>7817486</b>	"O" RING—gasket, housing side cover (repl. 5686570)
21	1	1	<b>5687973</b>	NUT—lash adjuster (repl. 5685372)
22	4	4	<b>7806685</b>	BOLT—flange hex head (w/7815876 strg. gear)
22	4	4	<b>7816516</b>	BOLI—flange hex head (w/7817940 strg. gear)
23	1	1	<b>5687538</b>	CONNECTOR—inverted flate, hydraulic steering gear housing
24	1	1	<b>5687499</b>	SPRING—check valve
25	1	1	<b>5682044</b>	CONNECTOR—inverted flate, hydraulic steering gear housing
26	1	1	<b>5687624</b>	KIT—check valve
27	1	1	<b>7826844</b>	KIT—thrust bearing; upper (w/7815876, strg. gear) (use 7826844)
27	1	1	<b>NS</b>	KIT—thrust bearing, lower (w/7815876, strg. gear)
27	1	1	<b>7826850</b>	KIT—thrust bearing, lower (w/7817940 strg. gear)
28	1	1	<b>7810897</b>	VALVE ASSY.—hydraulic steering gear (w/7815876 strg. gear)
28	1	1	<b>7813032</b>	VALVE ASSY.—hydraulic steering gear (w/7817940 strg. gear)
29	1	1	<b>5687182</b>	KIT—valve ring (incl. seal) (w/7815876 strg. gear)
30	1	1	<b>5686872</b>	RETAINER—bearing, adjusting plug, upper thrust
31	1	1	<b>7817725</b>	SPACER—bearing adjusting, plug, upper thrust (repl. 5687435)
32	1	1	<b>NS</b>	RACE—outer, adjusting plug, upper, thrust bearing (use 7826844)
33	1	1	<b>5686837</b>	BEARING—thrust adjusting plug, upper
34	1	1	<b>5687209</b>	RACE—inner, adjusting plug upper, thrust bearing
35	1	1	<b>5686527</b>	SEAL—"O" ring, adjusting plug
36	1	1	<b>7817725</b>	PLUG ASSY.—adjusting, hydraulic steering gear (w/7815876 strg. gear) (repl. 5686866)
36	1	1	<b>7828563</b>	PLUG ASSY.—adj., steering gear (w/7817940 strg. gear) (repl. 7817941)
37	1	1	<b>5683229</b>	BEARING—stub shaft, adjusting plug
38	1	1	<b>5687183</b>	KIT—seal, adjusting plug (w/7815876 strg. gear)
38	1	1	<b>7828565</b>	KIT—seal, adj. plug (w/7817940 strg. gear) (repl. 7816983)
39	1	1	<b>5688229</b>	SEAL—dust, stub shaft oil seal
40	1	1	<b>5684820</b>	RING—retaining, stub shaft oil seal
41	1	1	<b>5690698</b>	NUT—lock, adjusting plug
—	1	1	<b>5687539</b>	POPPET—check valve
—	1	1	<b>7828563</b>	KIT—adjuster plug (w/7817940 strg. gear)



# STEERING



16P-7001

KEY	230	260	PART NUMBER
-----	-----	-----	-------------

## 16.020 SHAFT — STEERING, LOWER

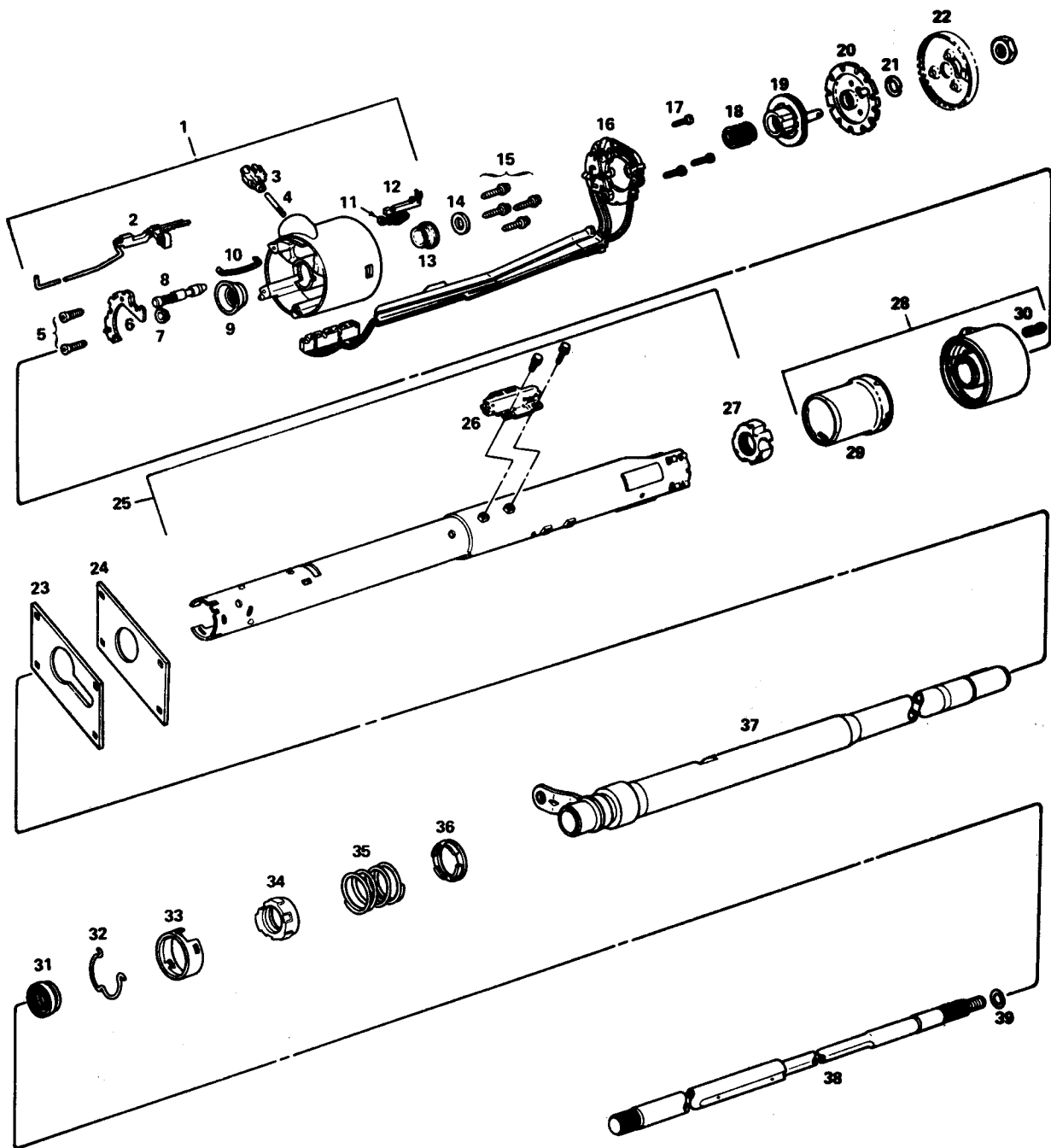
—	1	1	<b>692860</b>	SHAFT ASSY.—steering, lower
1	1	1	<b>703326</b>	YOKE—end
2	1	1	<b>703325</b>	JOURNAL KIT—shaft (SOA)
3	1	1	<b>NS</b>	YOKE ASSY.—slip (ref. 704387)
4	1	1	<b>703328</b>	WASHER—slip yoke
5	1	1	<b>703327</b>	CAP—dust, steering, lower shaft
6	1	1	<b>703319</b>	SHAFT ASSY.—stub (incl. items 1 thru 5)
7	1	1	<b>703320</b>	BOOT KIT—lower shaft
8	1	1	<b>703321</b>	JOINT ASSY.—disc, lower shaft
9	1	1	<b>703323</b>	NUT—hex, companion flange
10	1	1	<b>703322</b>	FLANGE—companion, lower shaft
11	1	1	<b>703324</b>	LOCK—companion flange
—	1	1	<b>7802922</b>	CLAMP ASSY.—steering column to lower shaft
—	1	1	<b>7803464</b>	BOLT—clamp, column to lower shaft
—	1	1	<b>9425686</b>	BOLT—steering gear to lower shaft (procure locally)
—	1	1	<b>7810280</b>	NUT—clamp bolt
—	1	1	<b>9422299</b>	NUT—bolt, steering gear to lower shaft

**STEERING**

---

**NOTES**

# STEERING



16P-33

16.030 COLUMN – STANDARD STEERING

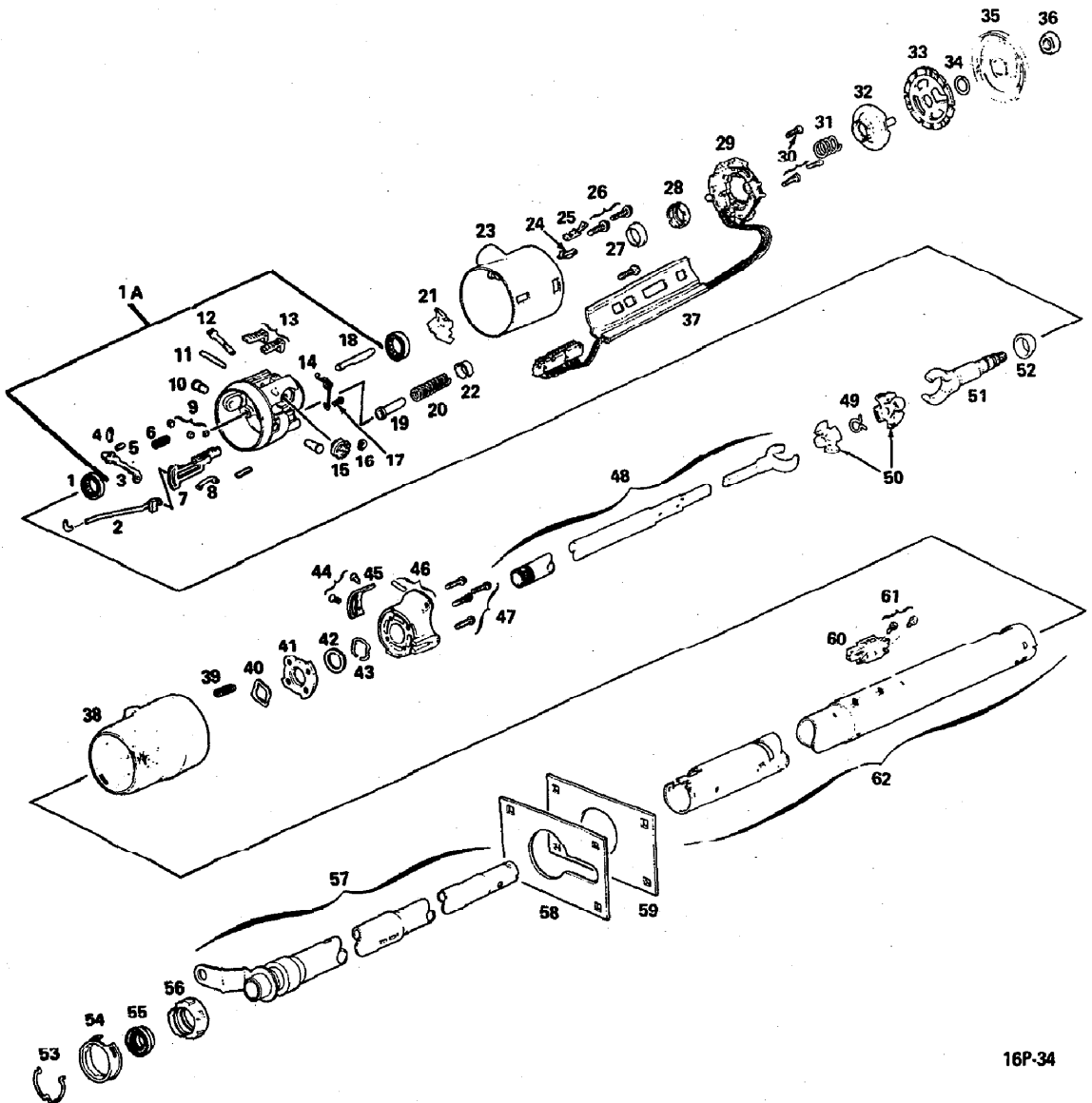
# STEERING

KEY      230      260      PART NUMBER

## 16.030 COLUMN — STANDARD STEERING

—	1	1	<b>7815327</b>	COLUMN ASSY.—steering (complete)
1	1	1	<b>7827355</b>	HOUSING ASSY.—steering shaft (repl. 7811172)
2	1	1	<b>7807284</b>	RACK ASSY.—steering shaft lock (incl. rod)
3	1	1	<b>7812526</b>	SECTOR—steering column
4	1	1	<b>NS</b>	SHAFT—steering column (part of housing)
6	2	2	<b>7804407</b>	SCREW—flat head, cross recess
6	1	1	<b>7811592</b>	GATE—lock, shift lever
7	1	1	<b>7805950</b>	SPRING—thrust water
8	1	1	<b>7806185</b>	BOLT—spring, steering column housing
9	1	1	<b>7804413</b>	CUP—thrust
10	1	1	<b>7804410</b>	SPRING—pre-load rack and rod
11	1	1	<b>7804419</b>	CLIP—steering column
12	1	1	<b>7804414</b>	SWITCH ASSY.—steering column
13	1	1	<b>7800269</b>	BEARING—steering column
14	1	1	<b>7800580</b>	WASHER—thrust
15	4	4	<b>7806867</b>	SCREW—tapping, hex washer head
16	1	1	<b>7804558</b>	PROTECTOR—wiring, steering column
17	3	3	<b>7808587</b>	SCREW—recess, pan head
18	1	1	<b>7804771</b>	SPRING—upper bearing
19	1	1	<b>7812210</b>	CAM ASSY.—steering column
20	1	1	<b>7826016</b>	LOCK—steering shaft (repl. 7804766)
21	1	1	<b>5694191</b>	RING—retaining
22	1	1	<b>7806232</b>	COVER ASSY.—lock, steering shaft (incl. screw and ret.)
23	1	1	<b>NPN</b>	PLATE—support, steering column, lower (ref. 696173) (make locally)
24	1	1	<b>696174</b>	SEAL—lower, steering column
25	1	1	<b>7808885</b>	JACKET ASSY.—steering column (incl. switch and bearing)
26	1	1	<b>1990098</b>	SWITCH ASSY.—ignition (repl. 1990095)
27	1	1	<b>7805365</b>	BEARING—lower, shift lever bowl
28	1	1	<b>7810216</b>	BOWL—gear shift lever (incl. shroud and spring)
29	1	1	<b>7811350</b>	SHROUD—shift bowl
30	1	1	<b>7808017</b>	SPRING—upper shift lever
31	1	1	<b>7805700</b>	BEARING ASSY.—lower, steering column
32	1	1	<b>7804439</b>	CLIP—adapter, lower bearing
33	1	1	<b>7804440</b>	RETAINER—adapter, lower bearing
34	1	1	<b>7805822</b>	ADAPTER—lower bearing steering column
35	1	1	<b>7810567</b>	SPRING—return, steering shaft tube
36	1	1	<b>7807427</b>	WASHER—steering column shift tube, thrust
37	1	1	<b>7809589</b>	TUBE ASSY.—shift, steering column
38	1	1	<b>7809416</b>	SHAFT ASSY.—steering column
39	1	1	<b>5694191</b>	RING—retaining
—	2	2	<b>7806433</b>	SCREW—washer head (No. 10-24 x 1/4)
—	1	1	<b>696177</b>	BRACKET—support, steering column, upper
—	1	1	<b>696175</b>	BRACKET—support, steering column, lower
—	1	1	<b>NPN</b>	PLATE—steering column supt. upper (repl. 696176)(ref. 724977)(make locally)
—	1	1	<b>408658</b>	LEVER ASSY.—shift
—	AR	AR	<b>2436162</b>	WASHER—bolt, support plate
—	1	1	<b>374217</b>	U-BOLT—steering column to lower plate
—	2	2	<b>2436162</b>	WASHER—u-bolt
—	4	4	<b>11502764</b>	BOLT—steering column upper support bracket (repl. 9431600)

# STEERING



16P-34

16.035 COLUMN - TILT STEERING

# STEERING

KEY      230      260      PART NUMBER

## 16.035 COLUMN — TILT STEERING

—	1	1	<b>7815326</b>	COLUMN ASSY.—steering (First Design) (ref. only)
—	1	1	<b>7819122</b>	COLUMN ASSY.—steering (exc./ Transmode 1977) (Second Design) (repl. 791158, 2000853, 2009968, 7815326)
—	1	1	<b>7827961</b>	COLUMN ASSY.—steering (second design) (w/Transmode 1977)
—	1	1	<b>7829693</b>	COLUMN ASSY.—steering (w/Transmode 1978)

NOTE: The above Column Assemblies include the following items thru asterisk as indicated.

—	1	1	<b>7809755</b>	SHAFT ASSY.—steering (w/7815326 column)
—	1	1	<b>7818992</b>	SHAFT ASSY.—steering (w/7819122, 7827961 column)
—	1	—	<b>7829694</b>	SHAFT ASSY.—steering (w/7829693 column)
1	2	2	<b>5696210</b>	BEARING—steering column (SOA)
1A	1	1	<b>7813067</b>	HOUSING ASSY.—steering column (w/7815326 column)
1A	1	1	<b>7819440</b>	HOUSING ASSY.—steering column (w/7819122 column) (repl. 7819748)
1A	1	1	<b>7827172</b>	HOUSING ASSY.—steering column (w/7827961, 7829693 column)

NOTE: The above Housing Assemblies include items 2 thru 18.

2	1	1	<b>7819862</b>	ACTUATOR KIT—ignition switch (w/7815326, 7819122 column) (repl. 7805376)
2	1	1	<b>7818778</b>	ACTUATOR ASSY.—ignition switch (w/7827961, 7829693 column)
3	1	1	<b>7800154</b>	LEVER—shoe release
4	1	1	<b>5698406</b>	PIN—steering housing release lever
5	1	1	<b>5698410</b>	SPRING—release lever
6	2	2	<b>7804912</b>	SPRING—steering wheel, lock shoe
—	1	1	<b>7819749</b>	KIT—switch actuator and rack (repl. 7804923)
7	1	1	<b>7827157</b>	RACK—switch actuator (w/7827172 Hsg.)
8	1	1	<b>7804908</b>	SPRING—rack pre-load
9	3	3	<b>5698416</b>	BUMPER—steering housing
10	2	2	<b>7810363</b>	PIN—pivot
11	1	1	<b>7806567</b>	PIN—dowel, steering housing
12	1	1	<b>7809368</b>	SHAFT—drive
13	1	1	<b>7804925</b>	SHOE—steering wheel lock (3 positions)
13	1	1	<b>7804926</b>	SHOE—steering wheel lock (4 positions) (repl. 7813068)
14	1	1	<b>7805827</b>	SPRING—lock bolt
15	1	1	<b>7805158</b>	SECTOR—switch actuator (w/7819440 Hsg.)
15	1	1	<b>7827156</b>	SECTOR—switch actuator (w/7827172 Hsg.)
16	1	1	<b>7804911</b>	RING—retaining switch actuator
17	1	1	<b>7803623</b>	SCREW—switch actuator
18	1	1	<b>7808613</b>	BOLT—lock steering housing
19	1	1	<b>7800176</b>	GUIDE—spring
20	1	1	<b>7812854</b>	SPRING—steering wheel tilt
21	1	1	<b>7805608</b>	SHIELD—opening, tilt lever
22	1	1	<b>7800177</b>	RETAINER—spring
23	1	1	<b>7805986</b>	LOCK—housing cover
24	1	1	<b>7804518</b>	CLIP—retaining, buzzer switch
25	1	1	<b>7811092</b>	SWITCH ASSY.—buzzer (SOA) (optional sw. 7815611)
26	3	3	<b>9428927</b>	SCREW—housing cover
27	1	1	<b>5693941</b>	RACE—inner bearing
28	1	1	<b>7815184</b>	SEAT—race, bearing (upper, inner)
29	1	1	<b>1997963</b>	SWITCH ASSY.—turn signal (w/7815326, 7819122 column)
29	1	1	<b>1997983</b>	SWITCH ASSY.—turn signal (SOA) (w/7827961, 7829693 column)
30	3	3	<b>7809128</b>	SCREW—turn signal switch
31	1	1	<b>7815185</b>	SPRING—upper bearing
32	1	1	<b>7812211</b>	CAM UNIT—converter, steering wheel (incl. cancel)
33	1	1	<b>7805227</b>	LOCK—steering shaft
34	1	1	<b>5694191</b>	RING—retaining
35	1	1	<b>7806159</b>	COVER ASSY.—lock, steering shaft
35	1	1	<b>7819738</b>	COVER—lock, steering shaft (opt.)
36	1	1	—	NUT—steering wheel (procure locally) (ref. 124939)
37	1	1	<b>7815106</b>	PROTECTOR—wiring, steering shaft
38	1	1	<b>7805991</b>	BOWL—gear shift lever
39	1	1	<b>7812853</b>	SPRING—shift lever
40	1	1	<b>3884595</b>	WASHER—wave (repl. 7805159)
41	1	1	<b>7804915</b>	PLATE—lock, steering shaft
42	1	1	<b>7804906</b>	WASHER—thrust
43	1	1	<b>7804907</b>	RING—retaining, shaft tube
44	2	2	<b>7800639</b>	SCREW—oval head, cross recess

# STEERING

KEY    230    260    PART NUMBER

## 16.035 COLUMN — TILT STEERING (Cont.)

45	1	1	<b>7811691</b>	GATE—support
46	1	1	<b>7811692</b>	SUPPORT ASSY.—housing, steering column (incl. pin)
47	4	4	<b>7807274</b>	SCREW—support
48	1	1	<b>7809745</b>	SHAFT ASSY.—lower steering (SOA)
49	1	1	<b>7805259</b>	SPRING—joint pre-load
50	2	2	<b>7805258</b>	SPHERE—centering
51	1	1	<b>7810569</b>	SHAFT ASSY.—upper steering, (incl. race) (w/7809755 shaft)
51	1	1	<b>7818890</b>	SHAFT ASSY.—upper steering (incl. race) (SOA) (w/7818892 shaft)
51	1	—	<b>7828404</b>	SHAFT ASSY.—upper steering (incl. race) (SOA) (w/7829694 shaft)
52	1	1	<b>5693941</b>	RACE—shaft assembly, steering, upper (inner)
53	1	1	<b>7804439</b>	CLIP—lower bearing actuator
54	1	1	<b>7804440</b>	RETAINER—bearing adapter
55	1	1	<b>7805700</b>	BEARING ASSY.—lower (SOA)
56	1	1	<b>7805822</b>	ADAPTER—lower bearing
57	1	1	<b>7809800</b>	TUBE ASSY.—shift
58	1	1	<b>896173</b>	PLATE—steering column, lower
59	1	1	<b>896174</b>	SEAL—lower, steering column
60	1	1	<b>1990099</b>	SWITCH ASSY.—ignition (SOA) (w/7815326, 7819122, 7827961 column) (repl. 1990096)
61	2	2	<b>7806433</b>	SCREW—washer head
62	1	1	<b>7805257</b>	JACKET ASSY.—steering column (SOA) (w/7815326, 7819122 column)
62	1	1	<b>7827423</b>	JACKET ASSY.—steering column (SOA) (w/7827961 column)
62	1	—	<b>7828834</b>	JACKET ASSY.—steering column (SOA) (w/7829693)
—	1	1	<b>408239</b>	LEVER ASSY.—steering column tilt locking
—	1	1	<b>554640</b>	LEVER—shift
—	1	1	<b>419454</b>	CLIP—column nut retaining
—	1	1	<b>7819748</b>	KIT—column housing (w/7815326, 7819122 column)
—	1	1	<b>7819749</b>	KIT—switch actuator and rack (w/7815326, 7819122 column)
—	1	1	<b>7810077</b>	KIT—steering shaft (repair) (w/7827961, 7829693 column)
—	1	1	<b>20071252</b>	SET ASSY.—ignition lock (1976) (details not available at time of publication) (repl. 1723200)
—	1	1	<b>20022700</b>	SET ASSY.—ignition lock (1977) (ref. only) (details not available at time of publication)
—	1	1	<b>20071252</b>	SET ASSY.—ignition lock (1978) (details not available at time of publication)
—	1	1	<b>7812051</b>	CAM ASSY.—turn signal (SOA) (w/7827961, 7829693 column)
—	1	1	<b>7825867</b>	SHAFT—lock (w/7827961, 7829693 column)

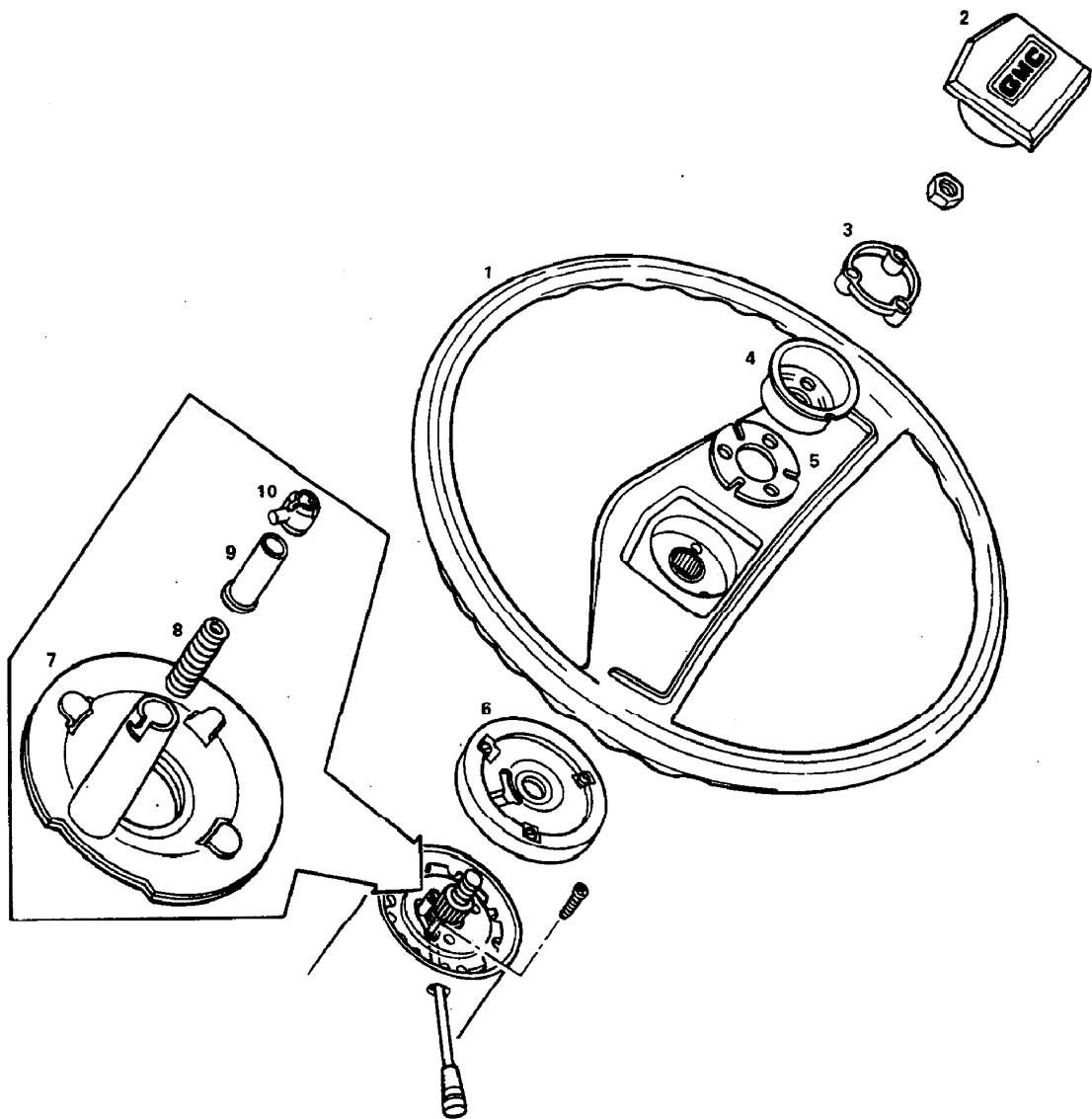
**STEERING**

---

**NOTES**



STEERING



16P-39-675

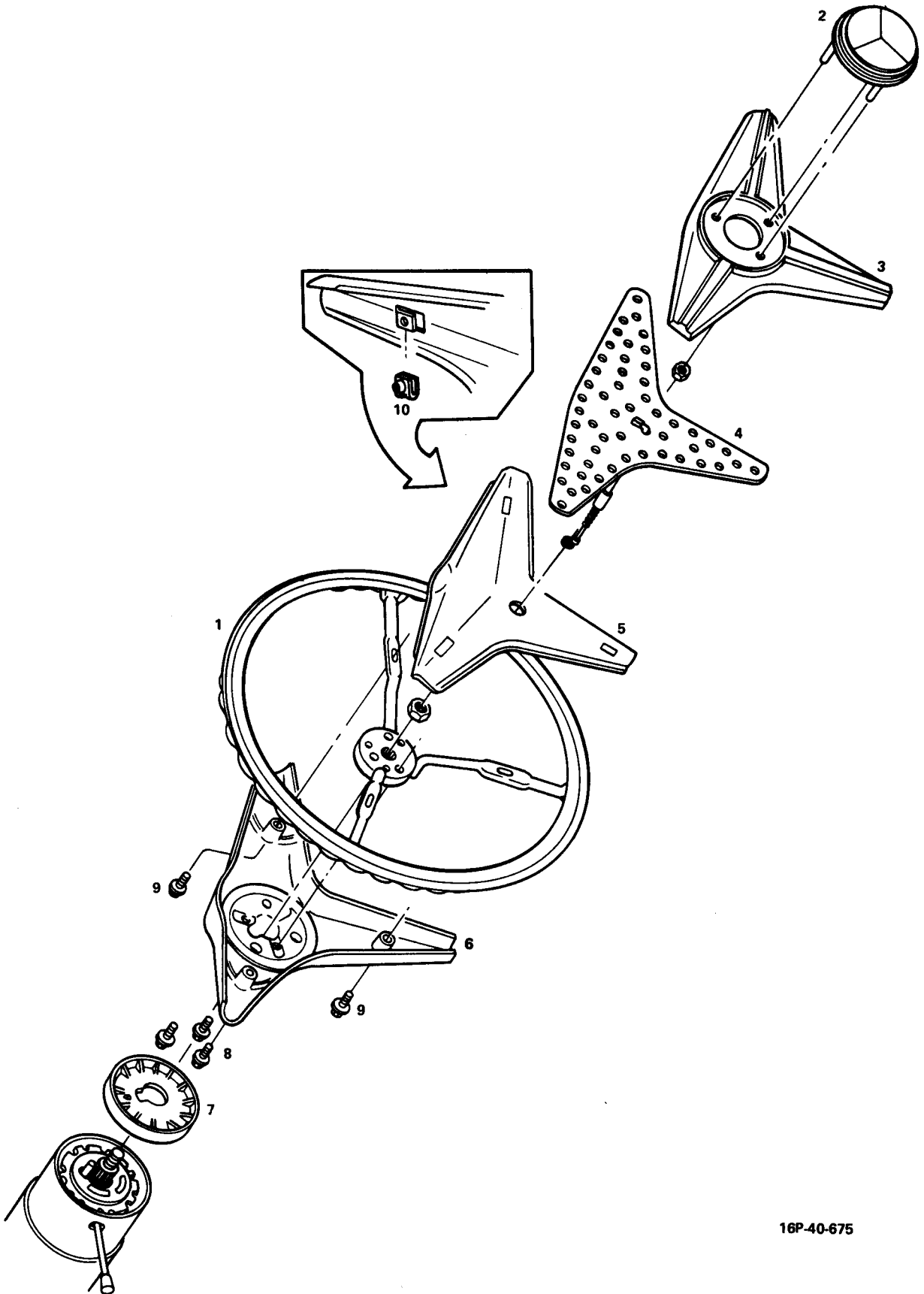
# STEERING

KEY      230      260      PART NUMBER

## 16.040 WHEEL — STEERING (FIRST DESIGN)

1	1	1	<b>9755262</b>	WHEEL ASSY.—steering (prior to 1975)
1	1	1	<b>9755905</b>	WHEEL ASSY.—steering (TransMode or w/RPO 683)
2	1	1	<b>9755008</b>	PAD ASSY.—steering wheel
2	—	1	—	PAD—steering wheel (ref. 1603176)
3	1	1	<b>9754764</b>	BUSHING—spacer
4	1	1	<b>9748190</b>	CUP—receiver
5	1	1	<b>9749040</b>	SPRING—belleville (repl. 9749363)
6	1	1	<b>7826017</b>	COVER ASSY.—lock plate, steering shaft (repl. 7806159)
7	1	1	—	CAM UNIT—converter, steering wheel (incl. cancel) (see group 16.035)
8	1	1	<b>404234</b>	SPRING—contact
9	1	1	<b>3916047</b>	EYELET—contact (repl. 3857251)
10	1	1	<b>409190</b>	INSULATOR—horn contact
—	—	1	<b>1603458</b>	BASE—pad center (w/RPO 696)
—	—	1	<b>721333</b>	APPLIQUE—pad center (w/RPO 696)
—	—	3	<b>1493941</b>	U-NUT—applique to base (w/RPO 696)
—	—	1	<b>796684</b>	INSERT—pad (w/RPO 696) (repl. 1603947)
—	—	3	<b>9423769</b>	SCREW—insert to pad (w/RPO 696)
—	—	AR	<b>9437000</b>	NUT—screw (w/796684) (repl. 1604209)
—	3	3	<b>9740099</b>	SCREW
—	1	1	<b>1602426</b>	SHROUD—steering wheel (repl. 791159 & paint)

STEERING



16P-40-675

16.043 WHEEL - STEERING (SECOND DESIGN)

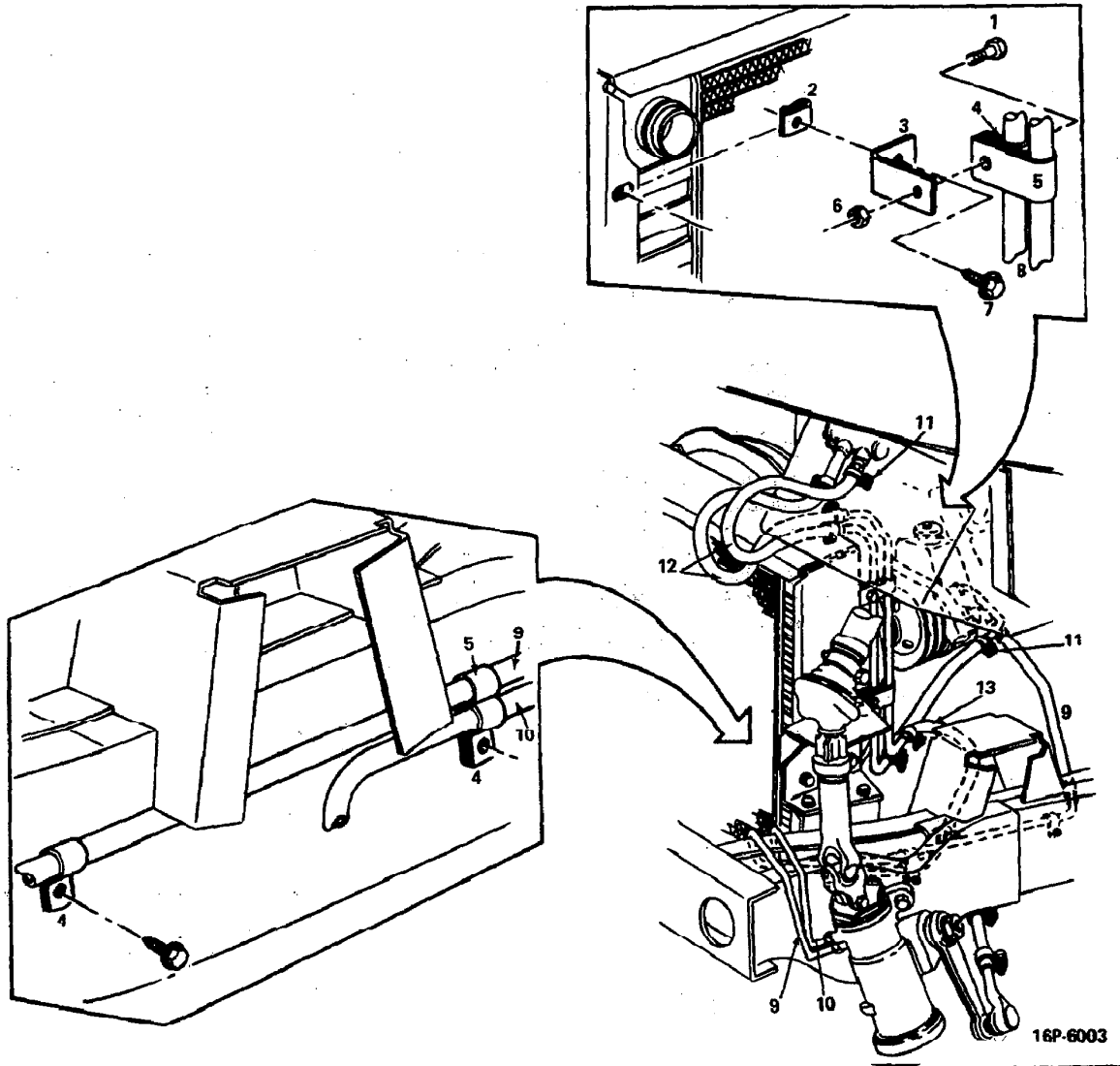
# STEERING

KEY      230      260      PART NUMBER

## 16.043 WHEEL — STEERING (SECOND DESIGN)

—	—	1	<b>9757112</b>	WHEEL ASSY.—steering (w/RPO 641, 681 & 697) (repl. 9753718)
1	—	1	<b>9759051</b>	WHEEL ASSY.—steering (w/RPO 698)
2	—	1	<b>796684</b>	APPLIQUE—pad center (w/9753718) (vehicles built prior to June 21, 1976)
2	—	1	<b>2000850</b>	APPLIQUE—pad center (w/9753718, 9757112 & 9759051 wheel assy.) (vehicles built after June 21, 1976) (w/out (2) slots in center of applique)
2	—	1	<b>1607526</b>	APPLIQUE—pad center (w/9753718, 9757112 & 9759051 wheel assy.) (vehicles built after June 21, 1976) (w/(2) slots in center of applique) (Note: Also use next (2) items)
—	—	1	<b>2028442</b>	APPLIQUE—steering wheel pad lower (w/1607526 applique)
—	—	1	<b>2028443</b>	APPLIQUE—steering wheel pad upper (w/1607526 applique)
3	—	1	<b>1603178</b>	PAD—steering wheel (w/9753718, 9757112)
3	—	1	<b>2001472</b>	PAD—steering wheel (w/9759051)
4	—	1	<b>8911905</b>	SWITCH ASSY.—horn
5	—	1	<b>1603458</b>	BASE—pad
6	—	1	<b>1602426</b>	SHROUD—steering wheel (w/9753718, 9757112, 9759051) (repl. 791159 & 2009969)
7	—	1	<b>7819738</b>	COVER—lock, steering shaft
8	—	3	<b>9420835</b>	SCREW—steering wheel pad to insert (8-32 x 1/2)
9	—	2	<b>9423769</b>	SCREW—shroud
10	—	3	<b>1483941</b>	U-NUT—applique to base

# STEERING



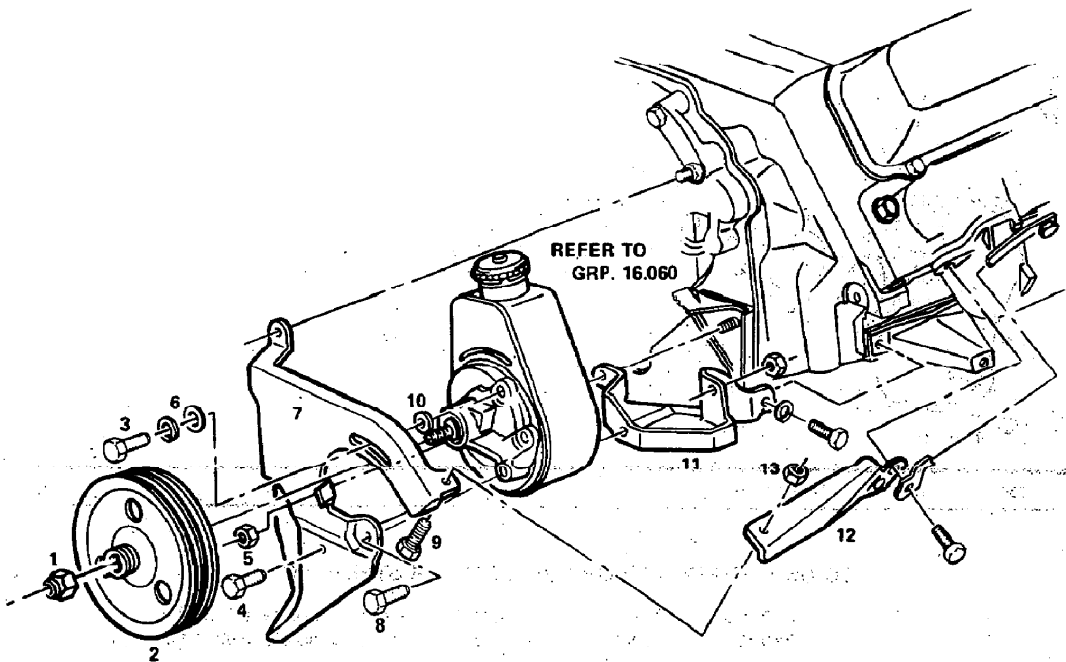
16P-6003

KEY 230 260 PART NUMBER

## 16.045 LINES — HYDRAULIC STEERING AND HOSE

1	2	2	<b>9427605</b>	BOLT—clip to support bracket (5/16-18 x 3/4, 300M Steel)
2	2	2	<b>1494253</b>	CLIP—nut screw at radiator support
3	2	2	<b>680401</b>	BRACKET—clip support
4	3	3	<b>2490119</b>	CLIP—line, hydraulic steering
5	3	3	<b>NS</b>	CLIP—line, hydraulic steering (removed from service)
6	2	2	<b>9422275</b>	NUT—bolt, clip to support bracket
7	2	2	<b>3864202</b>	SCREW ASSY.—clip at radiator support
8	2	2	<b>702389</b>	HOSE—return (prior to 1978)
8	1	1	<b>2025993</b>	HOSE—hydraulic steering return (w/1978)
—	1	1	<b>2467406</b>	HOSE—hydraulic steering return tube to pump (w/1978) (repl. 1469409)
—	2	2	<b>657558</b>	STRAP ASSY.—hydraulic steering return hose (w/1978)
9	1	1	<b>702357</b>	HOSE ASSY.—pressure, steering pump to valve
10	1	1	<b>NS</b>	LINE ASSY.—return hydraulic steering (removed from service)
11	8	8	<b>2468869</b>	CLAMP—hose, hydraulic steering return
12	AR	AR	<b>2467406</b>	HOSE—windshield washer motor to return line, return hyd. steering & return to hyd. pump (CTL)
—	2	2	<b>9422232</b>	SCREW—clip at frame
—	2	2	<b>9422276</b>	WASHER—bolt, clip to support bracket
—	AR	AR	<b>8885525</b>	HOSE—steering gear to windshield wiper motor inlet (CTL), also use 1-2364393 & 1-2362432 fittings (repl. 8871999, 2378749)
—	1	1	<b>2488392</b>	CLIP—hose to mounting bracket

# STEERING



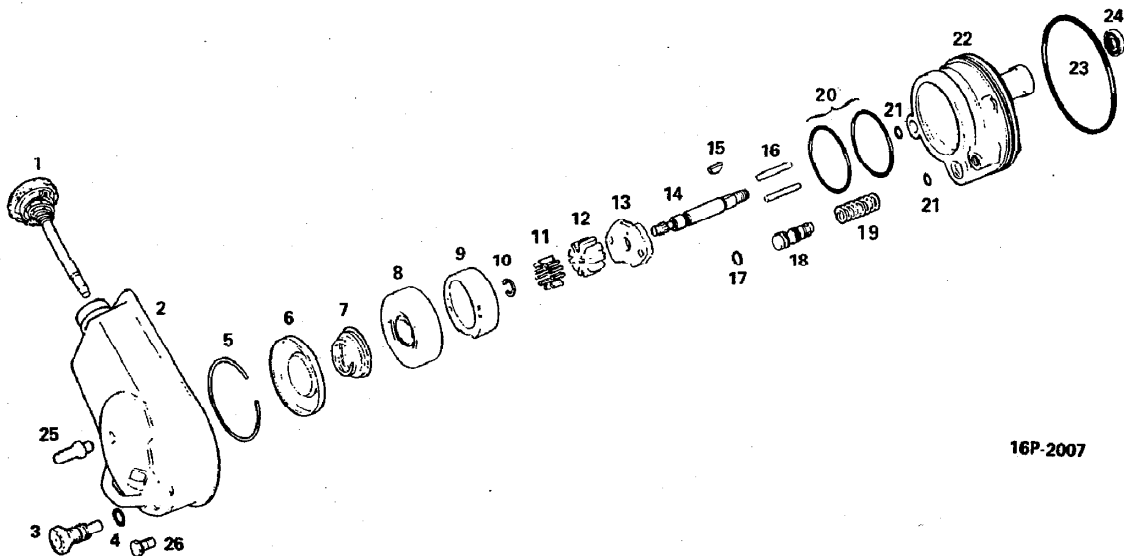
16P-2008

KEY 230 260 PART NUMBER

## 16.055 POWER STEERING HYDRAULIC PUMP MOUNTING

1	1	1	3824475	NUT—pulley, hydraulic steering pump (used w/7813474)
2	1	1	399406	PULLEY ASSY.—pump, hydraulic steering (used w/7813474 pump)
2	1	1	419713	PULLEY ASSY.—power steering pump (used w/7818023 pump)
2	1	1	2025922	PULLEY ASSY.—pump, hydraulic steering (w/7827380 pump)
3	1	1	9427321	BOLT—adjusting link to hydraulic pump
4	1	1	9419995	SCREW—bracket, adjusting link
5	1	1	9418931	NUT—bolt, bracket to pump
6	1	1	120394	WASHER—flat, adjusting link to pump
7	1	1	562584	LINK—adjusting, hydraulic steering pump (replaces 414064) (w/413610, 416542, 417794, 418694 engine) (repl. 417143)
7	1	1	555378	LINK—adjusting hydraulic steering pump (eff. w/interm. 1977) (w/556626, 556627 engine) (prior to 1978)
7	1	1	2020385	LINK—adjusting hydraulic steering pump (eff w/561032, 561033 engine 1978)
8	1	1	9419049	BOLT—adjusting link to hydraulic pump
9	1	1	9418918	BOLT—adjusting link to hydraulic pump
10	1	1	556698	WASHER—adjusting link to hydraulic pump (w/413610, 416542, 417794, 418694 engine)
10	1	1	3898786	WASHER—adjusting link to hydraulic pump (eff. w/interm. 1977) (w/556626, 556627, 561032, 561033 engine)
11	1	1	398668	BRACKET—pump hydraulic steering (w/413610, 416542, 417794, 418694 engine)
11	1	1	555377	BRACKET—pump hydraulic steering (eff. w/interm. 1977) (w/556626, 556627 engine) (prior to 1978)
11	1	1	2025927	BRACKET—pump hydraulic steering (eff w/561032, 561033 engine 1978)
12	1	1	410335	BRACE—pump hydraulic steering (not used with air conditioning)
13	1	1	9417954	NUT—bolt, hydraulic pump link
—	1	1	555379	SPACER—hydraulic steering pump adjusting link (eff. w/interm. 1977) (w/556626, 556627, 561032, 561033 engine)

# STEERING



16P-2007

KEY 230 260 PART NUMBER

## 16.060 PUMP — HYDRAULIC POWER STEERING

—	1	1	<b>7827380</b>	PUMP ASSY.—hydraulic steering, complete (eff. w/1978)
—	1	1	<b>7818023</b>	PUMP ASSY.—hydraulic steering, complete (Second Design) (eff w/1974 & prior to 1978)
—	1	1	<b>7813474</b>	PUMP ASSY.—hydraulic steering, complete (First Design) (eff. w/1973 & prior to 1974)
—	1	1	<b>7825173</b>	KIT—rotor, vane and ring (SOA) (repl. 5690858)
—	1	1	<b>5688044</b>	KIT—seal (SOA)
1	1	1	<b>7803820</b>	CAP ASSY.—hydraulic steering reservoir (SOA)
2	1	1	<b>7814126</b>	RESERVOIR ASSY.—hydraulic steering (w/7813474 & 7818023 pump assy.)
2	1	1	<b>7827562</b>	RESERVOIR ASSY.—hydraulic steering (w/7827380 pump assy.)
3	1	1	<b>7811615</b>	FITTING—hydraulic steering pump (SOA)
4	1	1	<b>5688065</b>	SEAL—"o" ring (w/7813474 & 7818023 pump assy.)
5	1	1	<b>5688014</b>	RING—retaining
6	1	1	<b>5689358</b>	PLATE—end, hydraulic steering pump
7	1	1	<b>5689359</b>	SPRING—pressure plate
8	1	1	<b>5688043</b>	PLATE—pressure
9	1	1	<b>7825171</b>	RING—pump, hydraulic steering (w/7813474 & 7818023 pump assy.)
				RING—hydraulic steering pump (w/7827380 pump assy.) (repl. 5690857)
10	1	1	<b>5689388</b>	RING—retaining, shaft
11	1	1	<b>7825173</b>	KIT—pump vane (incl. rotor and ring) (SOA) (repl. 5688047)
12	1	1	<b>NS</b>	ROTOR—hydraulic steering pump (w/7813474 & 7818023 pump assy.) (ref. 5688011) (use 7825173 kit) (16,060)
13	1	1	<b>7813462</b>	PLATE—thrust, hydraulic steering pump
14	1	1	<b>7810333</b>	KIT—ret. ring and drive shaft (SOA) (w/7813474 pump assy.)
14	1	1	<b>7818175</b>	KIT—ret. ring and drive shaft (SOA) (w/7818023 & 7827380 pump assy.)
15	1	1	<b>124543</b>	KEY—woodruff (w/7813474 & 7818023 pump assy.)
16	2	2	<b>5689357</b>	PIN—dowel, ring
17	1	1	<b>5688065</b>	SEAL—"o" ring (w/7813474 & 7818023 pump assy.)
18	1	1	<b>7809232</b>	VALVE ASSY.—control (SOA)
19	1	1	<b>5688037</b>	SPRING—flow control
20	2	2	<b>5688034</b>	SEAL—"o" ring (w/7813474 & 7818023 pump assy.)
21	2	2	<b>5688109</b>	SEAL—"o" ring (w/7813474 & 7818023 pump assy.)
22	1	1	<b>7807934</b>	HOUSING ASSY.—hydraulic steering pump
23	1	1	<b>5688015</b>	SEAL—"o" ring
24	1	1	<b>7808195</b>	SEAL—drive shaft (w/7813474 & 7818023 pump assy.)
25	1	1	<b>5689546</b>	STUD—mounting
26	1	1	<b>5696245</b>	BOLT—reservoir (w/7813474 & 7818023 pump assy.)
—	1	1	<b>7808195</b>	SEAL—drive shaft (w/7807934 housing)
—	1	1	<b>7827562</b>	KIT—hydraulic pump reservoir (w/7827380 pump assy.)

# TRANSMISSION

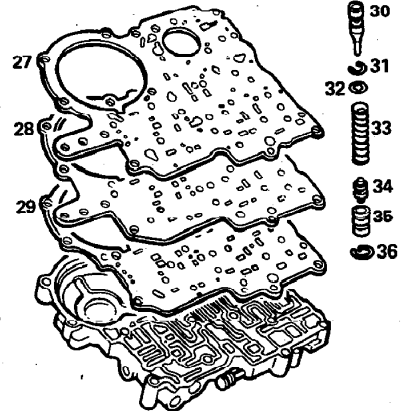
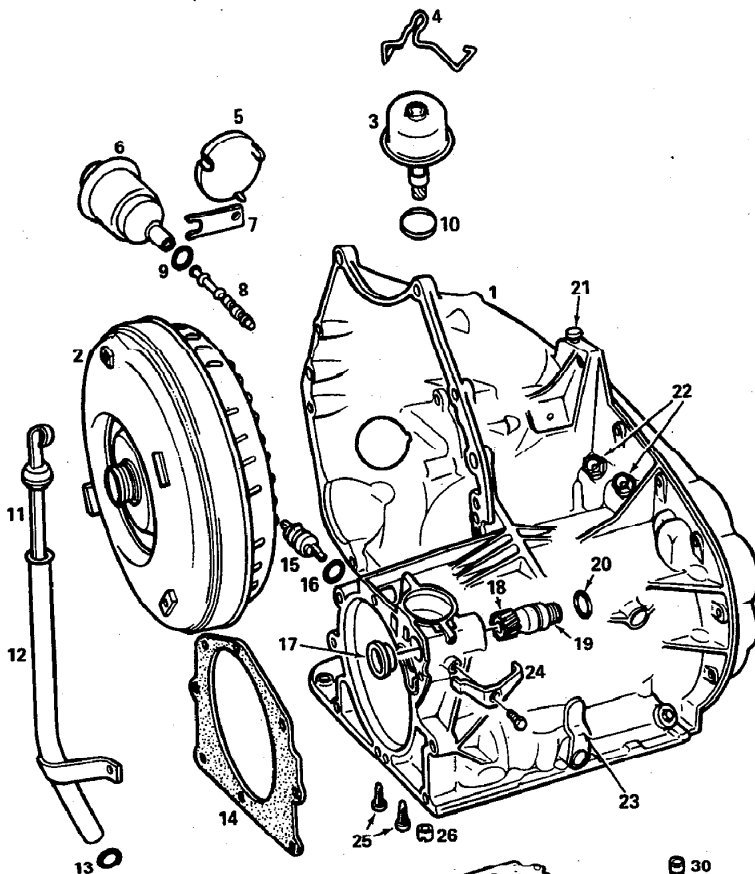
---

## LIST OF SUB GROUPS

<b>Name</b>	<b>Group No.</b>
<b>BRAKE — TRANSMISSION PARKING .....</b>	<b>17.007</b>
<b>CASE — TRANSMISSION, AND OIL PAN .....</b>	<b>17.001</b>
<b>CLUTCH — TRANSMISSION .....</b>	<b>17.002</b>
<b>CONTROLS — TRANSMISSION .....</b>	<b>17.045</b>
<b>LINES — TRANSMISSION OIL COOLER .....</b>	<b>17.048</b>
<b>OUTPUT — TRANSMISSION, REACTION CARRIER AND SHAFTS .....</b>	<b>17.003</b>
<b>PIPE — TRANSMISSION VACUUM MODULATOR .....</b>	<b>17.050</b>
<b>PUMP — TRANSMISSION OIL, DRIVE SPROCKET AND LINK .....</b>	<b>17.005</b>
<b>SERVO — TRANSMISSION FRONT AND REAR .....</b>	<b>17.004</b>
<b>VALVE BODY — TRANSMISSION CONTROL .....</b>	<b>17.006</b>

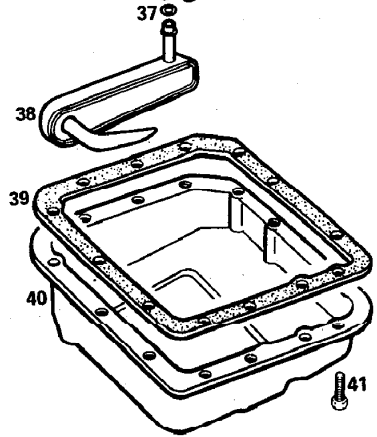


TRANSMISSION



REF.

AT 425  
17-001 TRANSMISSION CASE  
AND OIL PAN



# TRANSMISSION

KEY    230    260    PART NUMBER

## 17.001 TRANSMISSION CASE AND OIL PAN

—	1	1	<b>8627428</b>	TRANSMISSION ASSY.—complete (1973) (ref. only)
—	1	1	<b>8627737</b>	TRANSMISSION ASSY.—complete (eff. w/1974) (First Design) (ref. only)
—	1	1	<b>8629034</b>	TRANSMISSION ASSY.—complete (Second Design) (prior to Serial No. 6V100878) (ref. only)
—	1	1	<b>8629289</b>	TRANSMISSION ASSY.—complete (eff. w/Ser. No. 6V100878) (ref. only)
—	1	1	<b>8629429</b>	TRANSMISSION ASSY.—complete (eff. w/serial No. 7V101820) (ref. only)
—	1	1	<b>8629631</b>	TRANSMISSION ASSY.—complete (eff. w/serial no. 8V100002) (repl. 8627428, 8627737, 8629034, 8629289 & 8629429) of the above trans. assy. 8629631 are the same as trans. assy. 8629429 except onnector, 1-8629531 band assy. & 1-8629507 valve assy.)
—	1	1	<b>8623979</b>	KIT—snap ring
—	1	1	<b>8624958</b>	KIT—overhaul seals and gaskets
—	1	1	<b>8624939</b>	PACKAGE—governor driven gear replacement
1	1	1	<b>8624986</b>	CASE—trans. (incl. vacuum modulator valve sleeve)
2	1	1	<b>8623964</b>	CONVERTER—transmission
3	1	1	<b>8627597</b>	GOVERNOR—trans. (used w/8627428 & 8627737 trans. assy.)
—	1	1	<b>8629093</b>	GOVERNOR—trans. (used w/8629034, 8629289, 8629429 & 8629631 trans. assy.)
4	1	1	<b>8625220</b>	SPRING—retainer, gov. cover
5	1	1	<b>390042</b>	PLUG—case
6	1	1	<b>3027842</b>	MODULATOR ASSY.—vacuum (SOA) (repl. 3027714)
7	1	1	<b>8627650</b>	RETAINER—modulator to case (repl. 1357282)
8	1	1	<b>8625071</b>	VALVE—vacuum modulator
9	2	2	<b>6264903</b>	SEAL—modulator to case (repl. 3708146)
10	1	1	<b>8625058</b>	RING—seal, governor to case
11	1	1	<b>1489612</b>	INDICATOR—oil level
12	1	1	<b>406368</b>	TUBE ASSY.—oil filter (SOA)
13	1	1	<b>6264902</b>	SEAL—tube, oil filler
14	1	1	<b>389948</b>	GASKET—final drive to trans.
15	1	1	<b>8626252</b>	CONNECTOR—solenoid sleeve
16	1	1	<b>3708146</b>	SEAL—connector, solenoid sleeve
17	1	1	<b>8625001</b>	PLUG—speedo bore
18	1	1	<b>403417</b>	GEAR—drive speedo
19	1	1	<b>404024</b>	SLEEVE ASSY.—speedo drive gear
20	1	1	<b>8622076</b>	SEAL—speedo drive gear
21	1	1	<b>3766380</b>	VENT—trans. (SOA) (repl. 3750810, 3820840)
22	2	2	<b>8626632</b>	CONNECTOR—flared (used w/8627428, 8627737, 8629034, 8629289, 8629429 trans. assy.)
22	2	2	<b>8629653</b>	CONNECTOR—flared (used w/8629631 trans. assy.)
23	1	1	<b>8626261</b>	LEVER ASSY.—manual (SOA)
24	1	1	<b>8625094</b>	RETAINER—sleeve, speedo gear
25	1	1	<b>8627468</b>	SCREEN ASSY.—governor (SOA)
26	1	1	<b>8625457</b>	BALL ASSY.—retainer, check valve (SOA)
27	1	1	<b>8625380</b>	GASKET—case to spacer
28	1	1	<b>8627591</b>	SPACER—valve body (used w/8627428 trans. assy.)
28	1	1	<b>8627862</b>	SPACER—valve body (used w/8627737, 8629034, 8629289, 8629489 & 8629631 trans. assy.)
29	1	1	<b>8625205</b>	GASKET—valve body to spacer
30	1	1	<b>8623422</b>	VALVE—regulator boost (repl. 8625902)
31	AR	AR	<b>8623368</b>	SPACER—spring, pressure regulator
32	1	1	<b>8623039</b>	WASHER—spring retainer
33	1	1	<b>8625648</b>	SPRING—pressure regulator
34	1	1	<b>8625902</b>	PLUG—pressure regulator valve (repl. 8623422) (pkg.) (incl. bushing)
35	1	1	<b>8625902</b>	BUSHING—valve, regulator boost (pkg.) (incl. plug)
36	1	1	<b>274613</b>	RING—retainer (pkg.)
37	1	1	<b>1363951</b>	SEAL—ring, oil strainer pipe
38	1	1	<b>6438301</b>	FILTER ASSY.—trans. (SOA)
39	1	1	<b>8625089</b>	GASKET—oil pan (repl. 8626932)
40	1	1	<b>8625090</b>	PAN—oil
41	13	13	—	BOLT—oil pan (incl. washer) (proc. loc.) (ref. 425108)
—	2	2	<b>8625422</b>	GASKET—cooler fitting
—	1	1	<b>8625907</b>	PLATE—name
—	1	1	<b>8625185</b>	PLUG—trans. case (opt. 390042)
—	1	1	<b>404024</b>	SLEEVE—speedo drive shaft (repl. 8626259)

# TRANSMISSION

KEY 230 260 PART NUMBER

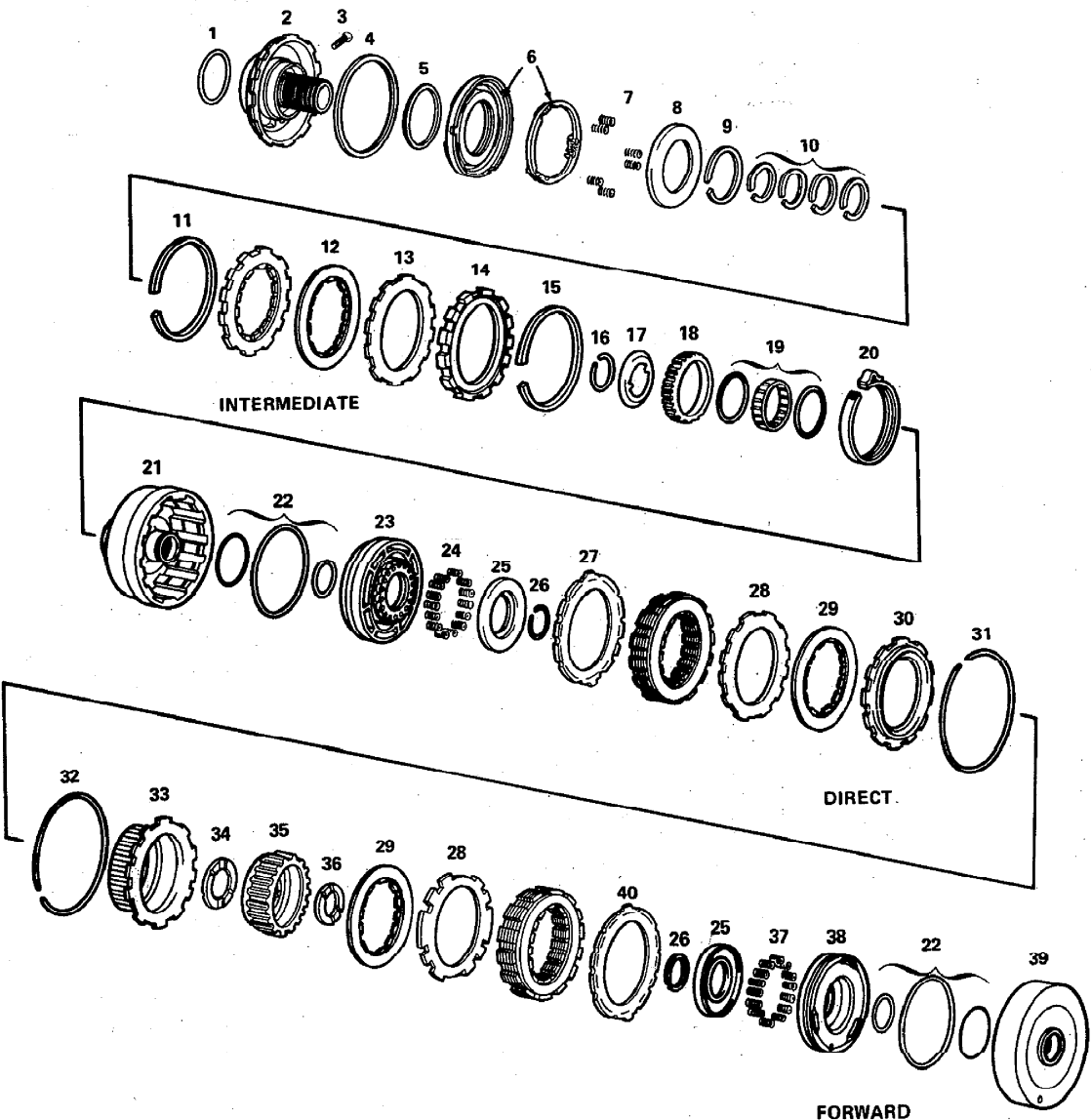
## 17.001 TRANSMISSION CASE AND OIL PAN (Cont.)

-	1	1	<b>NS</b>	SLEEVE—valve, vacuum modulator (part of trans. case)
-	3	3	<b>3987930</b>	BOLT—transmission to flywheel

**TRANSMISSION**

---

**NOTES**



17P-100A

17.002 CLUTCH – TRANSMISSION, FORWARD, INTERMEDIATE AND DIRECT

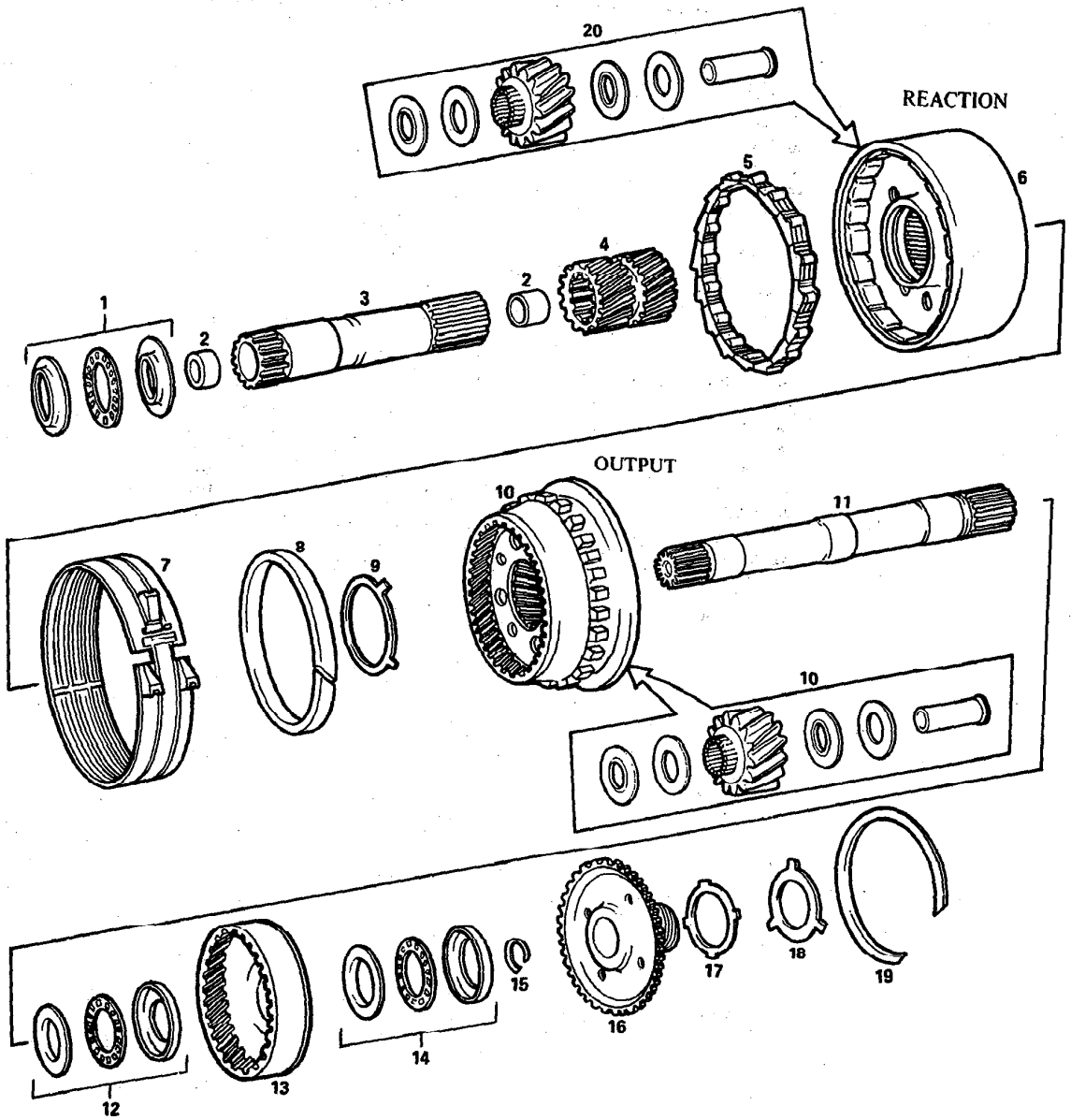
# TRANSMISSION

KEY 230 260 PART NUMBER

## 17.002 CLUTCH — TRANSMISSION, FORWARD, INTERMEDIATE AND DIRECT

1	1	1	8624783	WASHER—drum
2	1	1	8625990	KIT—center support & race assy.
3	1	1	8624009	BOLT—case to center support
4	1	1	8623918	SEAL—outer, intermediate clutch
5	1	1	8623918	SEAL—inner, intermediate clutch
6	1	1	8624210	PACKAGE—intermediate clutch, piston & retainer (repl. 8626938)
7	6	6	8626888	SPRING—release, intermediate clutch
8	1	1	8623146	RETAINER—spring, intermediate clutch
9	1	1	8623153	RING—snap
10	4	4	8626356	RING—oil seal (repl. 8623148)
11	1	1	8623437	RING—snap, center supt. to case
12	3	3	8623151	PLATE ASSY.—intermediate clutch (SOA)
13	3	3	8623150	PLATE—reaction, intermediate clutch
14	1	1	8623152	PLATE—backing, intermediate clutch
15	1	1	8623149	RING—snap, backing plate
16	1	1	8623120	RING—snap
17	1	1	8623119	RETAINER—intermediate clutch (repl. 8627334)
18	1	1	8623117	RACE—outer, intermediate clutch
18	1	1	8629083	RACE—outer, intermediate clutch (opt. for 8623117)
19	1	1	8623116	SPRAG—intermediate clutch
20	1	1	8623123	BAND ASSY.—front (SOA) (w/8627428; 8627737; 8629034, 8629289 & 8629429 trans. assy.)
20	1	1	8629531	BAND ASSY.—front (SOA) (w/8629631 trans. assy.)
21	1	1	8627435	HOUSING ASSY.—direct clutch (incl. race) (repl. 8625756)
22	1	1	8623917	KIT—seal, forward clutch
23	1	1	8625384	PISTON ASSY.—direct clutch (SOA) (repl. 8625383; 8629123)
24	14	14	8624101	SPRING—piston release, direct clutch
25	2	2	8623104	RETAINER—release spring
26	2	2	8623105	RING—snap
27	1	1	8623851	PLATE—waved, direct clutch (.0605)
28	10	10	8625197	PLATE—flat, direct & forward clutch (.0915)
29	5	5	8623483	PLATE ASSY.—forward clutch (SOA)
29	6	6	8623483	PLATE ASSY.—direct clutch (SOA)
30	1	1	8623122	PLATE—backing, direct clutch
31	1	1	8623112	RING—snap, direct clutch
32	1	1	8623112	RING—snap, driving hub
33	1	1	8625718	HUB—driving, direct clutch
34	1	1	8624781	WASHER—hub hsg., thrust clutch
35	1	1	8625717	HUB—forward clutch
36	1	1	8624196	WASHER—thrust
37	16	16	8624101	SPRING—piston release, forward clutch
38	1	1	8625191	PISTON—forward clutch (repl. 8625193)
39	1	1	8624908	HOUSING—forward clutch
40	1	1	8625196	PLATE—dished, forward clutch (.054)
—	1	1	8627385	GUIDE—spring, intermediate clutch

TRANSMISSION



AT 425 TRANSMISSION  
17-003 OUTPUT, REACTION CARRIER  
AND SHAFTS

# TRANSMISSION

KEY 230 260 PART NUMBER

## 17.003 TRANSMISSION OUTPUT, REACTION CARRIER AND SHAFTS

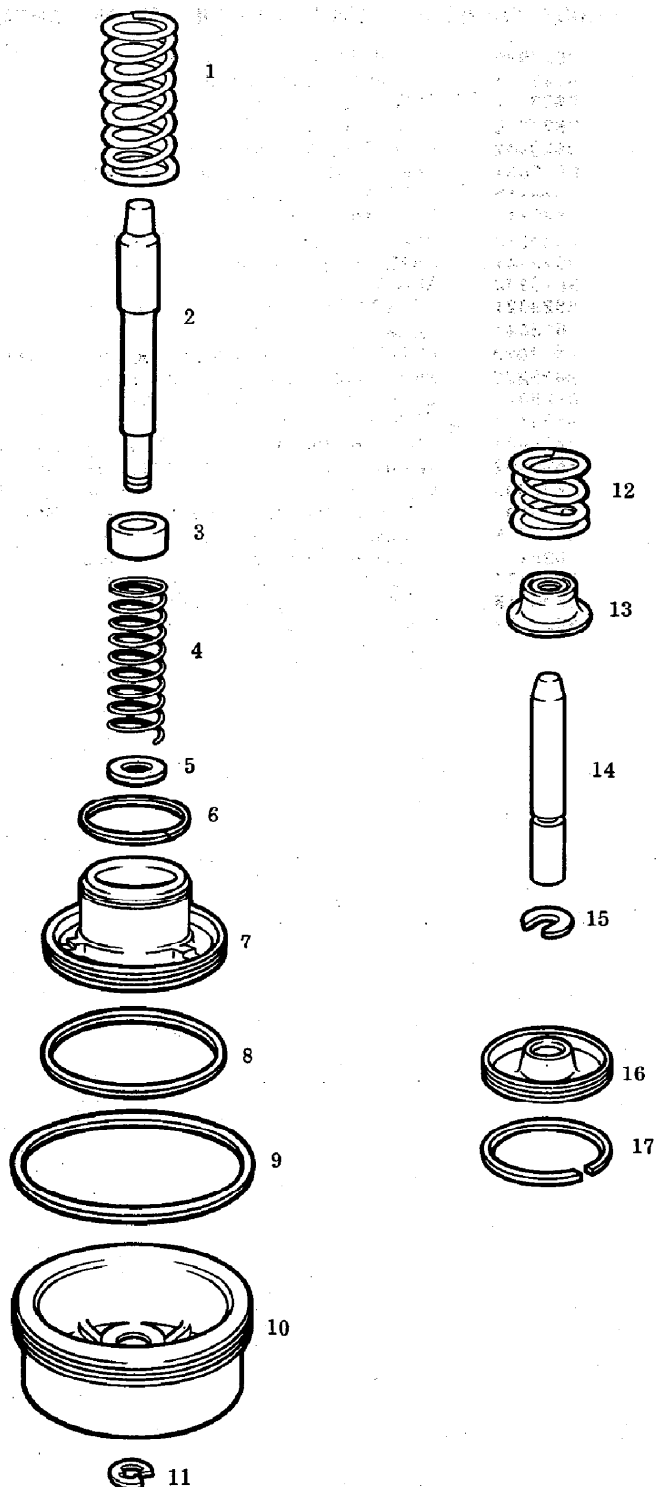
1	1	1	<b>8623920</b>	BEARING PKG.—sun gear
2	2	2	<b>8623944</b>	BUSHING—sun gear shaft
3	1	1	<b>8623177</b>	SHAFT ASSY.—sun gear, incl. bushings
4	1	1	<b>8626808</b>	GEAR—sun
5	1	1	<b>8623842</b>	ROLLER ASSY.—low clutch
6	1	1	<b>8625461</b>	CARRIER ASSY.—reaction complete (SOA) (opt. 8627895)
7	1	1	<b>8623155</b>	BAND ASSY.—rear (SOA)
8	1	1	<b>8626112</b>	RING—snap, frt. interm. gear
9	1	1	<b>8626372</b>	WASHER—carrier (repl. 8624077)
10	1	1	<b>8626241</b>	CARRIER ASSY.—output
11	1	1	<b>8625736</b>	SHAFT—main
12	1	1	<b>8623921</b>	BEARING PKG.—sun gear interm.
13	1	1	<b>8625041</b>	GEAR—rear internal
14	1	1	<b>8623922</b>	BEARING PKG.—thrust brg. & race internal gear to output shaft
15	1	1	<b>8625221</b>	RING—snap, mainshaft internal gear
16	1	1	<b>8625042</b>	GEAR ASSY.—output, incl. flange
17	1	1	<b>8626372</b>	WASHER—thrust
18	AR	AR	<b>8625401</b>	WASHER—thrust, output shaft to case (.074-.078 thk.)
18	AR	AR	<b>8625402</b>	WASHER—thrust, output shaft to case (.082-.086 thk.)
18	AR	AR	<b>8625403</b>	WASHER—thrust, output shaft to case (.090-.094 thk.)
18	AR	AR	<b>8625404</b>	WASHER—thrust, output shaft to case (.098-.102 thk.)
18	AR	AR	<b>8625405</b>	WASHER—thrust, output shaft to case (.106-.110 thk.)
18	AR	AR	<b>8625406</b>	WASHER—thrust, output shaft to case (.114-.118 thk.)
19	1	1	<b>8626173</b>	RING—snap, output flange internal gear
20	1	1	<b>8625915</b>	PACKAGE—pinion, reaction carrier
—	1	1	<b>8627657</b>	RING—spacer (use w/8627895)



REAR CASE (W/AR) MC-100-100-11 - COVER 100-11



# TRANSMISSION



17.004 SERVO - TRANSMISSION, FRONT AND REAR

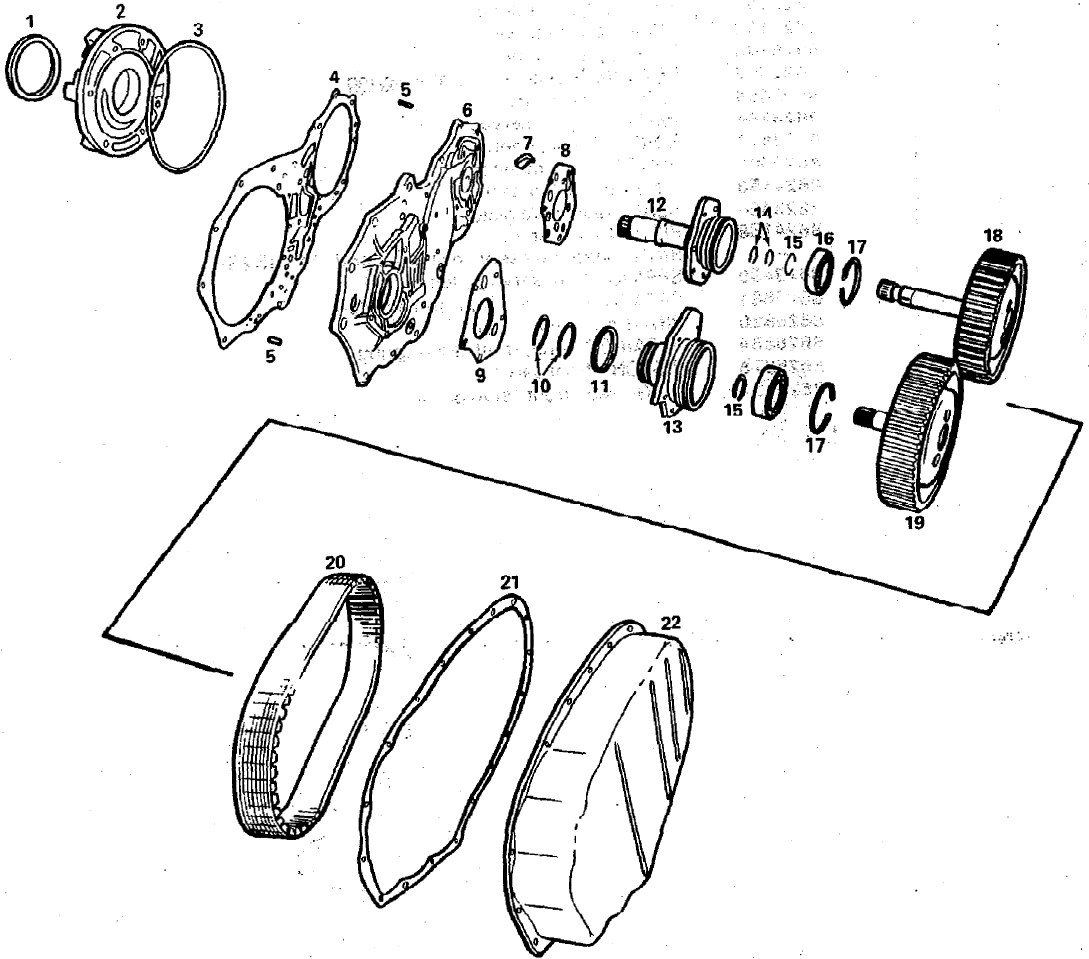
17P-15003

# TRANSMISSION

KEY 230 260 PART NUMBER

## 17.004 SERVO — TRANSMISSION, FRONT AND REAR

1	1	1	<b>8624391</b>	SPRING—piston, rear accumulator
2	1	1	<b>8625101</b>	PIN—apply, rear band
2	1	1	<b>8625102</b>	PIN—apply, rear band
2	1	1	<b>8625103</b>	PIN—apply, rear band
3	1	1	<b>8623664</b>	RETAINER—rear servo piston spring
4	1	1	<b>8623666</b>	SPRING—rear servo
5	1	1	<b>8623744</b>	WASHER—rear servo piston
6	1	1	<b>8623671</b>	RING—oil seal (inner)
7	1	1	<b>8626902</b>	PISTON—accumulator
8	1	1	<b>8627153</b>	RING—oil seal (outer)
9	1	1	<b>8623430</b>	SEAL—rear servo piston
10	1	1	<b>8624138</b>	PISTON—rear servo
11	1	1	—	RING—snap, rear servo piston ret. (ref. 9413523)
12	1	1	<b>8623489</b>	SPRING—front servo piston
13	1	1	<b>8626881</b>	RETAINER—spring, front servo piston
14	1	1	<b>8626880</b>	PIN—front servo piston
15	1	1	<b>8626884</b>	RETAINER—ring, front servo spring
16	1	1	<b>8626878</b>	PISTON—front servo
17	1	1	<b>8623131</b>	RING—seal, front servo piston



AT 425 TRANSMISSION  
17-005 OIL PUMP DRIVE SPROCKET  
AND LINK

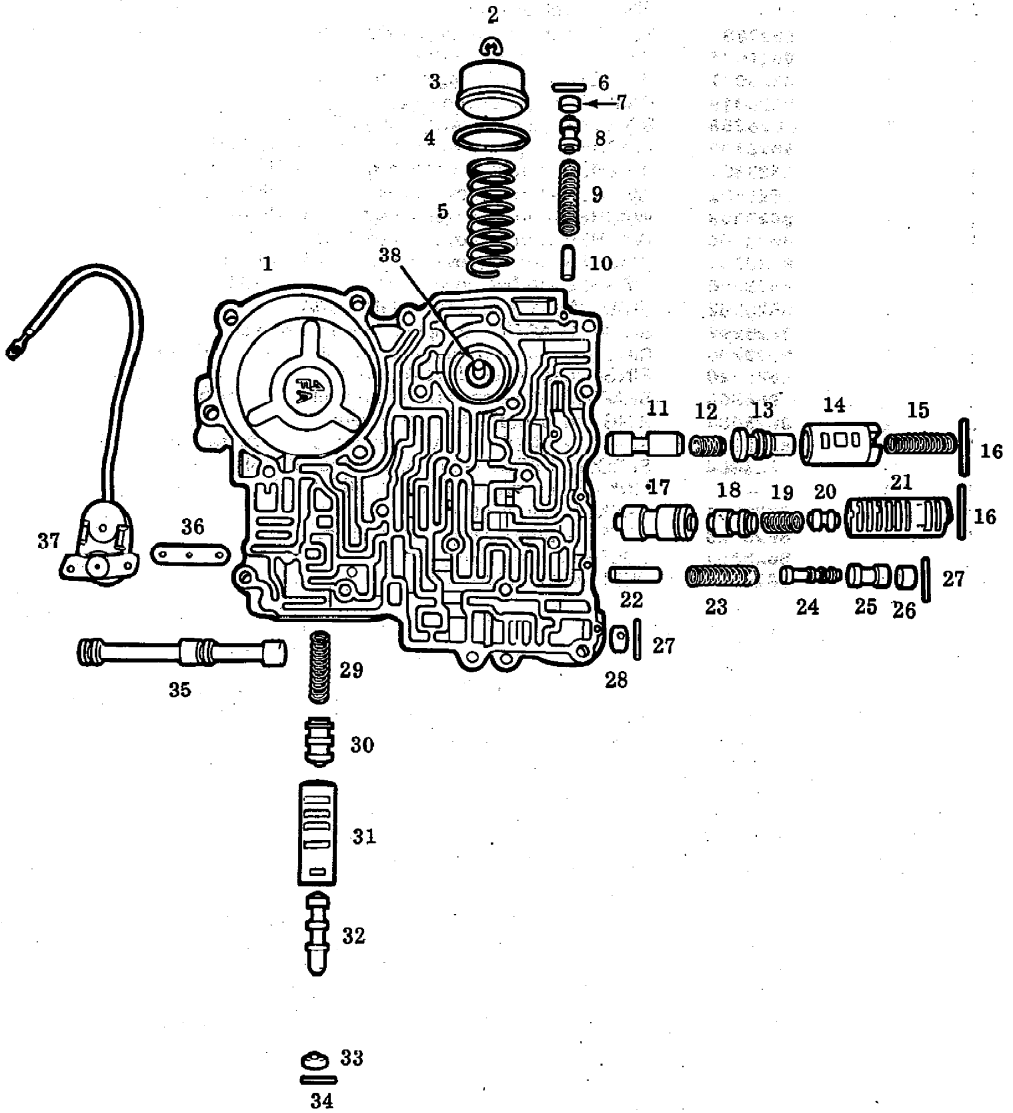
# TRANSMISSION

KEY      230      260      PART NUMBER

## 17.005 TRANSMISSION OIL PUMP, DRIVE SPROCKET AND LINK

1	1	1	<b>8626916</b>	SEAL ASSY.—oil. pump body (repl. 8625571)
2	1	1	<b>8625330</b>	BODY ASSY.—pump. incl. gear SOA
3	1	1	<b>8625007</b>	SEAL—pump to case
4	1	1	<b>8625018</b>	GASKET—pump cover
5	2	2	—	PIN—dowel (procure locally)
6	1	1	<b>8627897</b>	PLATE—pump cover (repl. 8625009)
7	1	1	<b>8624076</b>	VALVE—check, converter out
8	1	1	<b>8625017</b>	GASKET—supt., driving sprocket
9	1	1	<b>8625016</b>	GASKET—supt., driven sprocket
10	1	1	<b>8626356</b>	RING—seal, pump cover (repl. 8623148)
11	1	1	<b>8623300</b>	WASHER—thrust, cover to hsg. (.060- .064 thk.)
11	1	1	<b>8623301</b>	WASHER—thrust, cover to hsg. (.071- .075 thk.)
11	1	1	<b>8623302</b>	WASHER—thrust, cover to hsg. (.082- .086 thk.)
11	1	1	<b>8623303</b>	WASHER—thrust, cover to hsg. (.093- .097 thk.)
11	1	1	<b>8623304</b>	WASHER—thrust, cover to hsg. (.104- .108 thk.)
11	1	1	<b>8623305</b>	WASHER—thrust, cover to hsg. (.115- .119 thk.)
11	1	1	<b>8623306</b>	WASHER—thrust, cover to hsg. (.126- .130 thk.)
12	1	1	<b>8625362</b>	SHAFT ASSY.—support & stator (SOA)
13	1	1	<b>8625292</b>	SUPPORT ASSY.—complete, driven sprocket
14	1	1	<b>8623296</b>	RING—oil seal, driving sprocket & shaft (repl. 8627565)
15	2	2	<b>8625020</b>	RING—snap, inner (drive & driven)
16	2	2	<b>954369</b>	BEARING—drive and driven sprocket (repl. 954504)
17	2	2	<b>8625484</b>	RING—snap, outer (drive & driven)
18	1	1	<b>8625946</b>	SPROCKET ASSY.—driving, incl. shaft (SOA) (repl. 8627232)
19	1	1	<b>8626404</b>	SPROCKET ASSY.—driven, incl. shaft (SOA)
20	1	1	—	LINK ASSY.—drive (SOA) (ref. 8627232)
21	1	1	<b>8625031</b>	GASKET—sprocket cover
22	1	1	<b>8625028</b>	COVER—sprocket hsg., incl. plate (SOA)
—	1	1	<b>8625351</b>	BOLT—sprocket cover
—	17	17	<b>8625291</b>	BOLT—sprocket cover

# TRANSMISSION



17.006 VALVE - CONTROL, TRANSMISSION

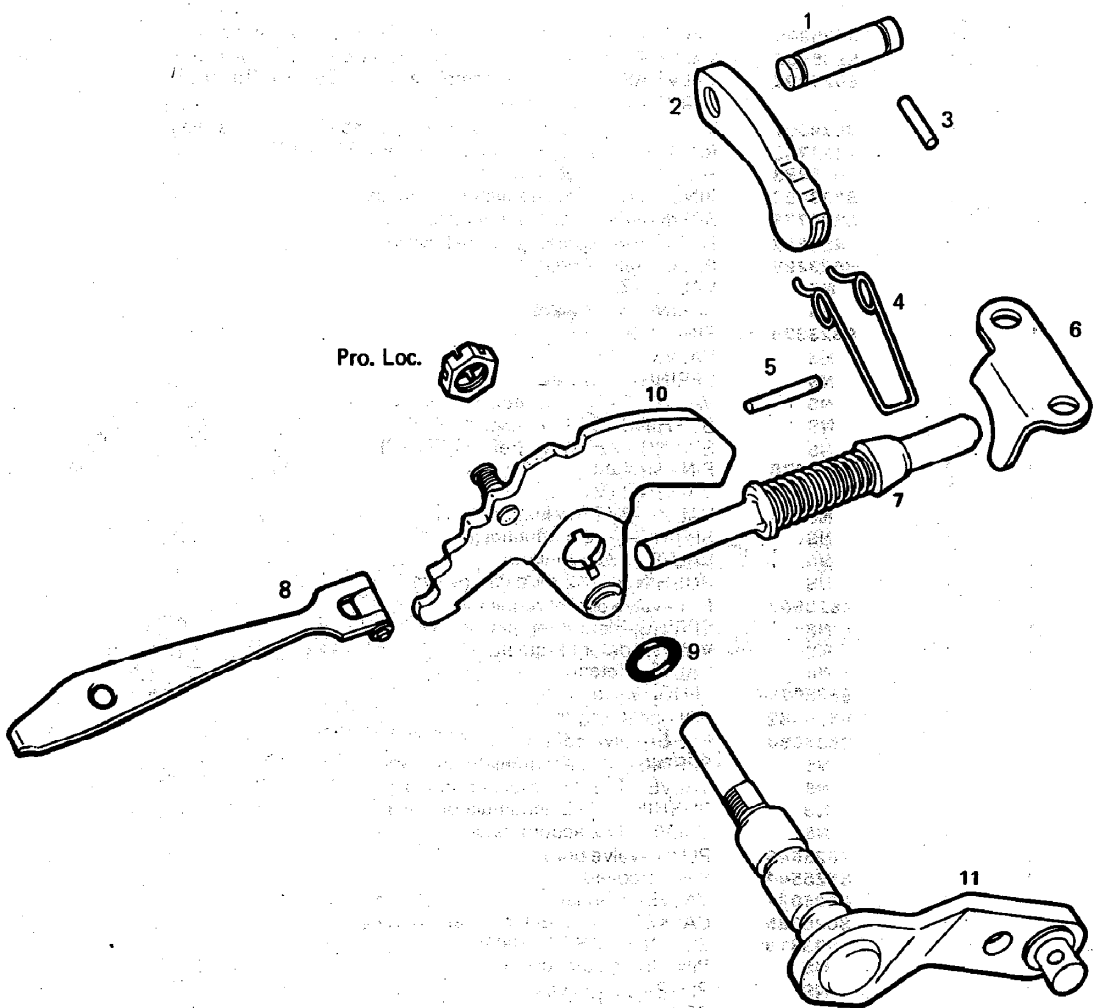
# TRANSMISSION

KEY      230      260      PART NUMBER

## 17.006 VALVE — CONTROL, TRANSMISSION

1	1	1	<b>8626940</b>	VALVE ASSY.—control, complete (w/8627428 trans. assy.)
1	1	1	<b>8626968</b>	VALVE ASSY.—control, complete (w/8627737 trans. assy.)
1	1	1	<b>8629202</b>	VALVE ASSY.—control, complete (w/8629034, 8629289 & 8629429 trans. assy.)
1	1	1	<b>8629507</b>	VALVE ASSY.—control, complete (w/8629631 trans. assy.)
2	1	1	<b>9431762</b>	RING—snap, accumulator piston (repl. 9412978)
3	1	1	<b>8626883</b>	PISTON—front accumulator
4	1	1	<b>8623653</b>	RING—oil seal, accumulator piston tee
5	1	1	<b>8626775</b>	SPRING—frt. accumulator piston
6	1	1	<b>455862</b>	PIN—slotted spring (procure locally)
7	1	1	<b>8623295</b>	PLUG—valve bore
8	1	1	<b>NS</b>	VALVE—3/2
9	1	1	<b>NS</b>	SPRING—3/2 valve
10	1	1	<b>8625324</b>	PIN—3/2 valve
11	1	1	<b>NS</b>	VALVE—2/3
12	1	1	<b>NS</b>	SPRING—2/3 valve
13	1	1	<b>NS</b>	VALVE—2/3 modulator
14	1	1	<b>NS</b>	BUSHING—2/3 modulator valve
15	1	1	<b>NS</b>	SPRING—2/3 valve (ref. 8627210)
16	2	2	<b>8623078</b>	PIN—straight
17	1	1	<b>NS</b>	VALVE—1/2
18	1	1	<b>NS</b>	VALVE—1/2 modulator
19	1	1	<b>NS</b>	SPRING—1/2 modulator
20	1	1	<b>NS</b>	VALVE—1/2 regulator
21	1	1	<b>NS</b>	BUSHING—1/2 modulator valve
22	1	1	<b>8623507</b>	PIN—valve detent regulator
23	1	1	<b>NS</b>	SPRING—detent regulator
24	1	1	<b>NS</b>	VALVE—detent regulator
25	1	1	<b>NS</b>	VALVE—detent
26	1	1	<b>8625079</b>	PLUG—valve bore
27	2	2	<b>8624482</b>	PIN—coiled spring
28	1	1	<b>8625080</b>	PLUG—valve bore
29	1	1	<b>NS</b>	SPRING—1/2 accumulator primary
30	1	1	<b>NS</b>	VALVE—1/2 accumulator primary
31	1	1	<b>NS</b>	BUSHING—1/2 accumulator valve
32	1	1	<b>NS</b>	VALVE—1/2 accumulator
33	1	1	<b>8625546</b>	PLUG—valve bore
34	1	1	<b>8625544</b>	PIN—grooved
35	1	1	<b>8625081</b>	VALVE—manual
36	1	1	<b>8625085</b>	GASKET—valve, detent solenoid
37	1	1	<b>1993319</b>	SOLENOID ASSY.—detent
38	1	1	<b>NS</b>	PIN—frt. accum. piston
—	1	1	<b>NS</b>	PLUG—control valve
—	1	1	<b>8626347</b>	SCREW—control valve
—	3	3	<b>8625901</b>	BOLT—control valve (repl. 8626287) (w/8627428 trans. assy.)
—	3	3	<b>8627677</b>	BOLT—control valve (w/8627737, 8629034, 8629289, 8629429 & 8629631 trans. assy.)
—	2	2	<b>8625086</b>	PIPE—governor
—	1	1	<b>8625087</b>	PIPE—oil, governor

# TRANSMISSION



17P-4055

KEY	230	260	PART NUMBER
-----	-----	-----	-------------

## 17.007 BRAKE — TRANSMISSION PARKING

1	1	1	<b>8624103</b>	SHAFT—pawl, parking brake
2	1	1	<b>8623037</b>	PAWL—parking brake
3	1	1	<b>8625134</b>	PIN—slotted spring
4	1	1	<b>8625060</b>	SPRING—return, parking brake pawl
5	1	1	<b>8625325</b>	PIN—manual shaft
6	1	1	<b>8625117</b>	BRACKET—parking brake
7	1	1	<b>8625065</b>	ACTUATOR ASSY.—parking brake (SOA)
8	1	1	<b>8625431</b>	SPRING ASSY.—detent, incl. lever (SOA)
9	1	1	<b>8621767</b>	SEAL—oil, manual shaft
10	1	1	<b>8625062</b>	LEVER ASSY.—range selector, incl. pin (SOA)
11	1	1	<b>8626261</b>	LEVER ASSY.—manual

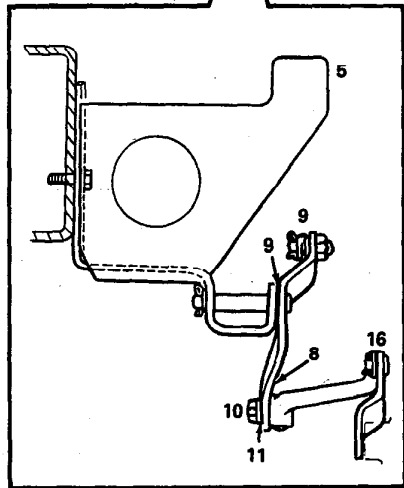
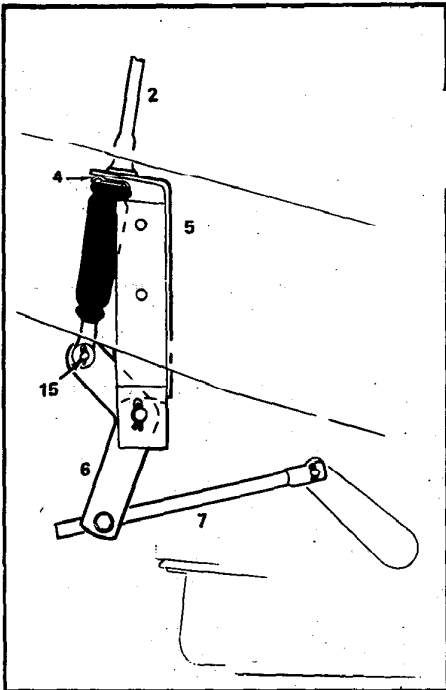
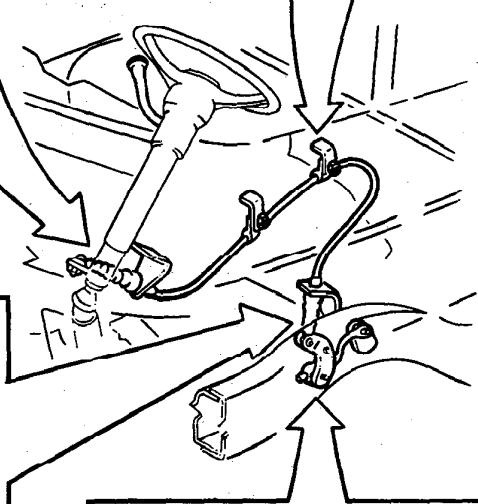
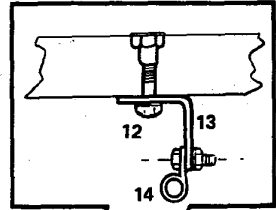
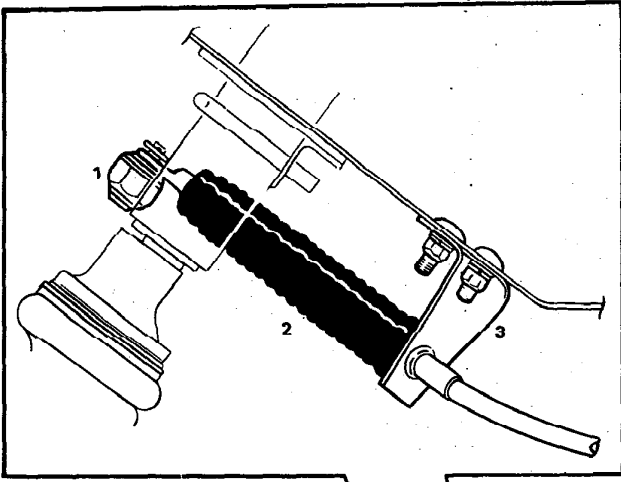
**TRANSMISSION**

---

**NOTES**



# TRANSMISSION



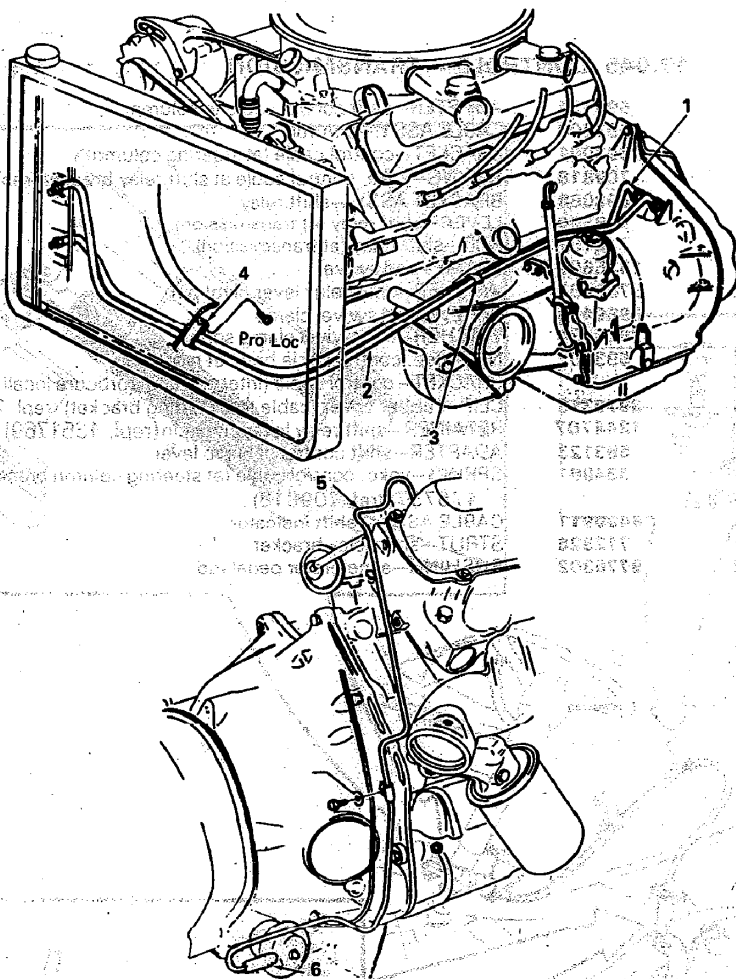
**TRANSMISSION**

KEY      230      260      PART NUMBER

**17.045 CONTROLS — TRANSMISSION**

1	1	1	<b>693124</b>	ADAPTER—shift control cable to column
2	1	1	<b>693208</b>	CABLE ASSY.—control
3	1	1	<b>693061</b>	BRACKET—control cable (at steering column)
4	1	1	<b>709818</b>	SPRING—yoke, control cable at shift relay bracket (replaces 476737)
5	1	1	<b>693068</b>	BRACKET ASSY.—shift relay
6	1	1	<b>408500</b>	LEVER—shift relay (at transmission)
7	1	1	<b>712157</b>	ROD—shift relay (at transmission)
8	1	1	<b>1385607</b>	CLAMP—rod swivel
9	2	2	<b>3788262</b>	WASHER—shift relay lever pivot pin
10	1	1	<b>3989433</b>	SCREW—rod swivel clamp
11	1	1	<b>3989434</b>	WASHER—rod swivel clamp screw
12	2	2	<b>693207</b>	NUT—tee, control cable bracket mounting
13	2	2	—	BRACKET—control cable (intermediate) (procure locally)
14	2	2	<b>3979315</b>	CLIP—rubber cover (cable to mounting bracket) (repl. 2399079)
15	1	1	<b>1244707</b>	RETAINER—shift relay lever pivot pin (repl. 1351769)
16	1	1	<b>693123</b>	ADAPTER—shift control cable to lever
—	1	1	<b>334961</b>	SPRING—yoke, control cable (at steering column bracket) (replaces 476737) (ref. 709818)
—	1	1	<b>6499811</b>	CABLE ASSY.—shift indicator
—	1	1	<b>712326</b>	STRUT—shift relay bracket
—	2	2	<b>9776302</b>	BUSHING—accelerator pedal rod

# TRANSMISSION



COVERS  
EXTENS  
TRUCKS  
TERMINA  
BESSE  
SOCIETY

KEY 230 260 PART NUMBER

### 17.048 LINES — TRANSMISSION OIL COOLER

1	1	1	<b>8884946</b>	PIPE ASSY.—trans. to radiator cooler feed, oil cooler return (also use 1-137398 nut & 1-9431629 nut). (w/413610, 416542, 417794, 418694 engine)
1	1	1	<b>NPN</b>	PIPE ASSY.—trans. to radiator cooler feed (procure locally) (also use 1-137398 nut & 1-9431629 nut) (eff. w/interm. 1977) (w/556626, 556627, 561032 & 561033 engine)
2	1	1	<b>NPN</b>	PIPE ASSY.—trans. to oil cooler return (procure locally) (also use 1-137398 nut & 1-9431629 nut) (eff. w/interm. 1977) (w/556626, 556627, 561032 & 561033 engine)
3	1	1	<b>2307316</b>	CLIP—feed & return pipes
4	1	1	<b>2226261</b>	CLIP—feed & return pipes
—	4	4	<b>2224544</b>	LOOM—trans oil cooler pipe (5/16" I.D. 25' roll CTL)

### 17.050 PIPE — TRANSMISSION VACUUM MODULATOR

5	1	1	<b>401247</b>	PIPE—modulator valve to distributor vacuum control switch (w/413610, 416542, 417794, 418694 engine)
---	---	---	---------------	---

17.048 CONTROLS — TRANSMISSION

# TRANSMISSION

KEY 230 260 PART NUMBER

## 17.050 PIPE — TRANSMISSION VACUUM MODULATOR (Cont.)

5	1	1	<b>556484</b>	PIPE ASSY.—modulator valve (eff. w/interm. 1977) (w/556626, 556627, 561032 & 561033 engine)
6	1	1	<b>2416136</b>	HOSE—vacuum modulator valve to pipe
—	1	1	<b>9436101</b>	HOSE—trans. modulator valve pipe (7/32 I.D. x 300")
—	1	1	<b>413585</b>	CONNECTOR—trans. modulator hose
—	1	1	<b>444024</b>	REDUCER—trans. modulator hose connector
—	1	1	<b>406026</b>	TEE—modulator vacuum hose
—	1	1	<b>415899</b>	HOSE—modulator vacuum (w/413610, 416542, 417794, 418694 engine)
—	1	1	<b>417236</b>	HOSE—modulator vacuum (eff. w/interm. 1977) (w/556626, 556627, 561032 & 561033 engine)
—	1	1	<b>415899</b>	HOSE—intake manifold to vacuum modulator tee
—	1	1	<b>415899</b>	HOSE—vacuum control switch to tee hose

**TRANSMISSION**

---

**NOTES**

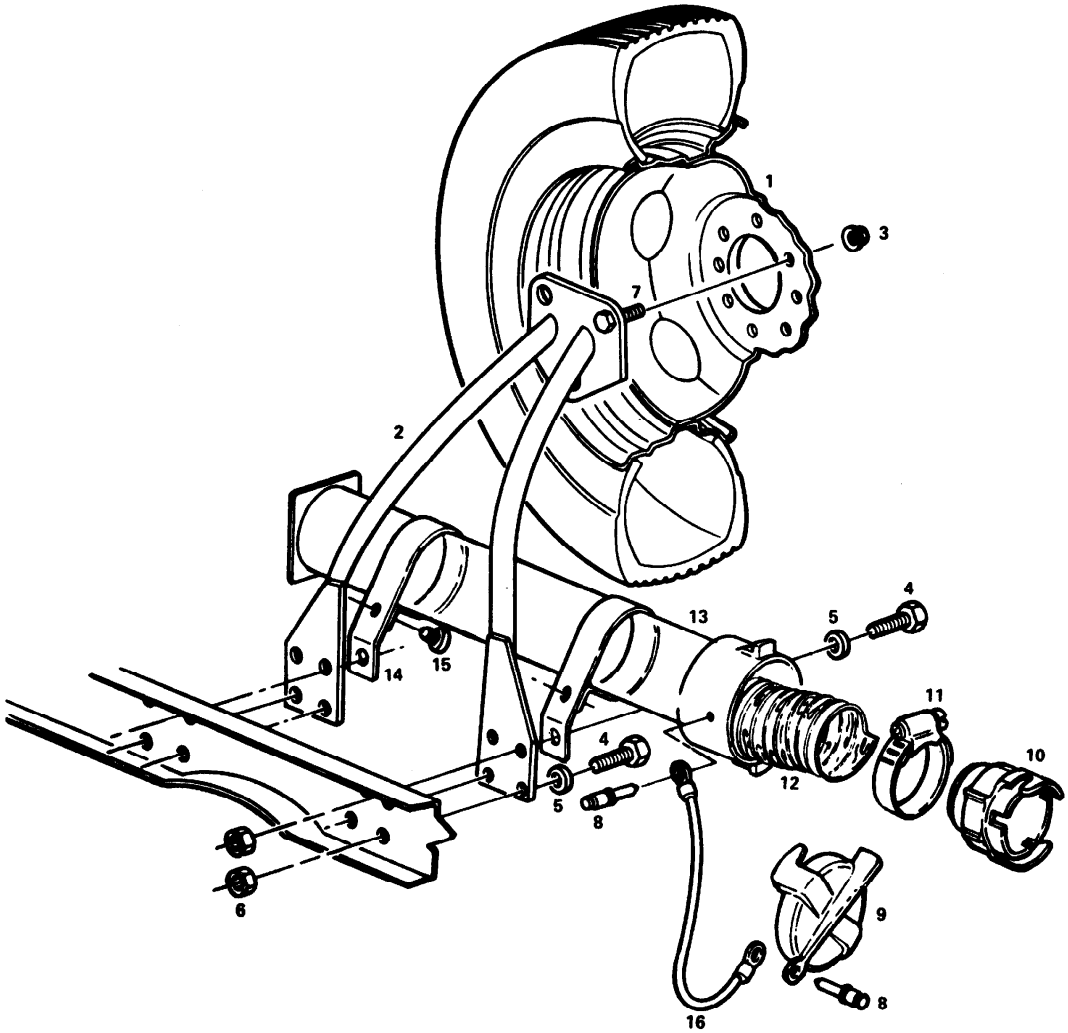
**WHEELS & HUBS**

---

**LIST OF SUB GROUPS**

<b>Name</b>	<b>Group No.</b>
<b>DISC AND HUB — FRONT BRAKE .....</b>	<b>19.006</b>
<b>HUB AND DRUM — REAR .....</b>	<b>19.010</b>
<b>WHEELS — SPARE TIRE CARRIER AND SEWER HOSE STORAGE .....</b>	<b>19.001</b>

# WHEELS & HUBS



# WHEELS & HUBS

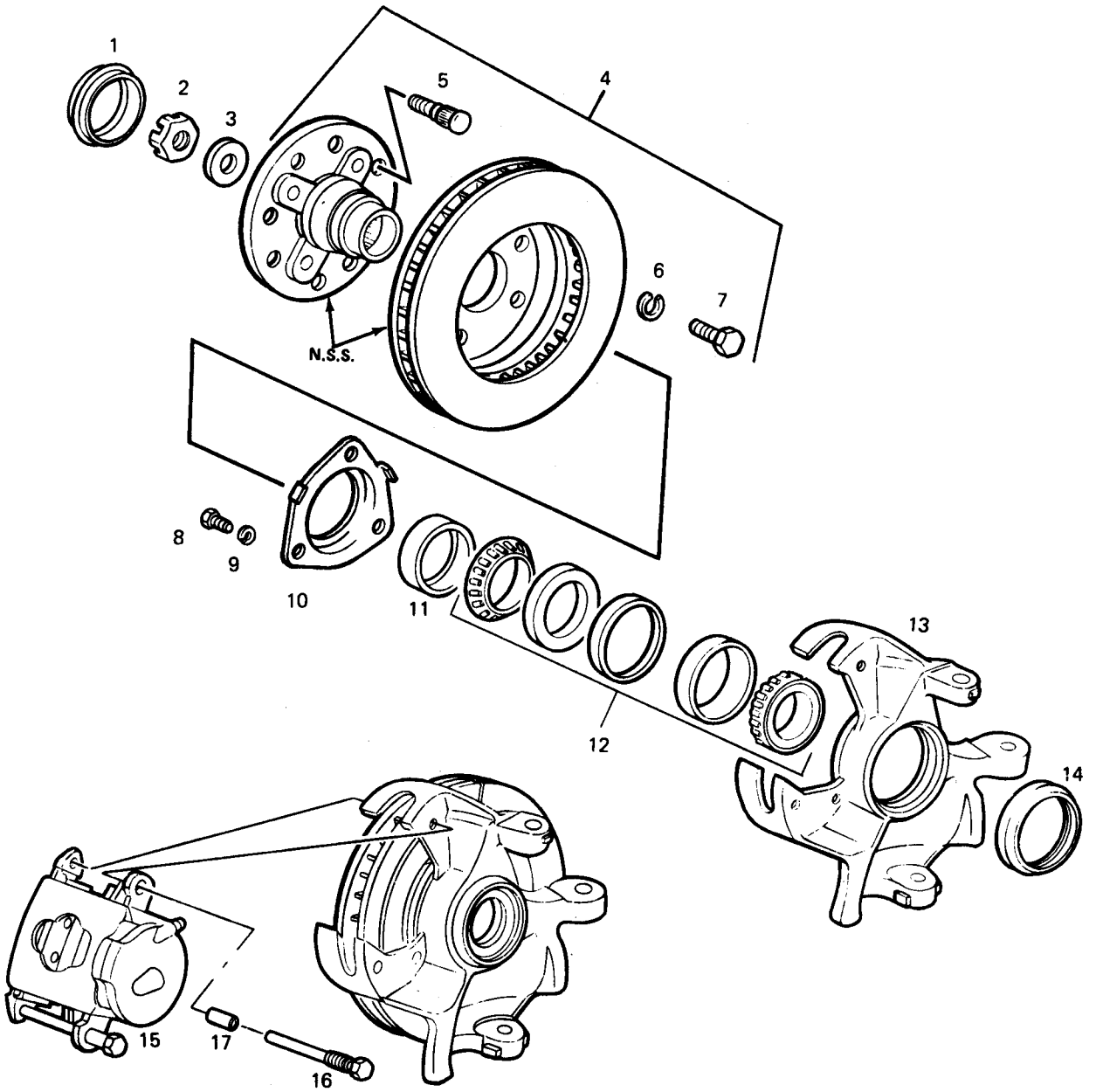
KEY      230      260      PART NUMBER

## 19.001 WHEELS, SPARE TIRE CARRIER & SEWER HOSE STORAGE

1	7	7	<b>14006762</b>	WHEEL ASSY.—front, rear and spare (16.5 x 600 w/8 stud) (w/blue dot next to valve core on inside of wheel) (repl. 337264) (prior to 1978) (repl. 337264)
1	7	7	<b>2034918</b>	WHEEL ASSY.—front, rear and spare (16.5 x 600 w/8 holes .66 dia.) (1978)
2	1	1	<b>2234612</b>	CARRIER ASSY.—spare tire (incl. the next item)
3	51	51	<b>701902</b>	NUT—wheel
4	8	8	<b>9427321</b>	BOLT—mounting, carrier (3/8-16 x 1 hex) (300M steel)
5	8	8	<b>2436163</b>	WASHER—bolt, carrier mounting (3/8)
6	8	8	—	NUT—bolt, carrier mounting (3/8-16 hex)
7	3	3	<b>9427609</b>	BOLT—carrier to spare tire (9/16-18 x 1 1/2 hex) (300M Steel)
8	2	2	<b>2397327</b>	RIVET
9	1	1	<b>711231</b>	CAP—tube, storage
10	1	1	<b>697654</b>	FITTING—sewer hose
11	1	1	<b>2465815</b>	CLAMP—hose and fitting
12	1	1	<b>699861</b>	HOSE—waste disposal (flexable)
13	1	1	<b>699714</b>	TUBE ASSY.—hose storage
14	2	2	<b>718101</b>	BRACKET—tube mounting
15	2	2	<b>9427682</b>	SCREW—bracket, mounting
16	1	1	<b>710308</b>	CABLE ASSY.—cap
—	1	1	<b>699754</b>	BRACKET—support hose (prior to Serial No. 3V100366)
—	2	2	<b>3618229</b>	CLAMP ASSY.—hose (prior to 1975)
—	1	1	<b>697656</b>	FITTING ASSY.—hose end (prior to Serial No. 3V100366)
—	1	1	<b>699753</b>	SUPPORT—hose (prior to 1975)
—	1	1	<b>701572</b>	BRACKET—mounting, storage tube (prior to Serial No. 3V100366)
—	1	1	<b>701573</b>	STRAP—mounting, storage tube (prior to Serial No. 3V100366)
—	6	6	<b>2234617</b>	COVER ASSY.—wheel trim, front and rear
—	8	8	<b>9422277</b>	NUT—mounting wheel
—	1	1	<b>2234707</b>	COVER—spare wheel (std. I've been bitten by the GMC Motor Home Bug)
—	1	1	<b>NS</b>	DECAL—discharge tube (ref. 793023)



WHEELS & HUBS



19P-18

19.006 HUB – FRONT BRAKE (INCLUDES DISC)

# WHEELS & HUBS

KEY      230      280      PART NUMBER

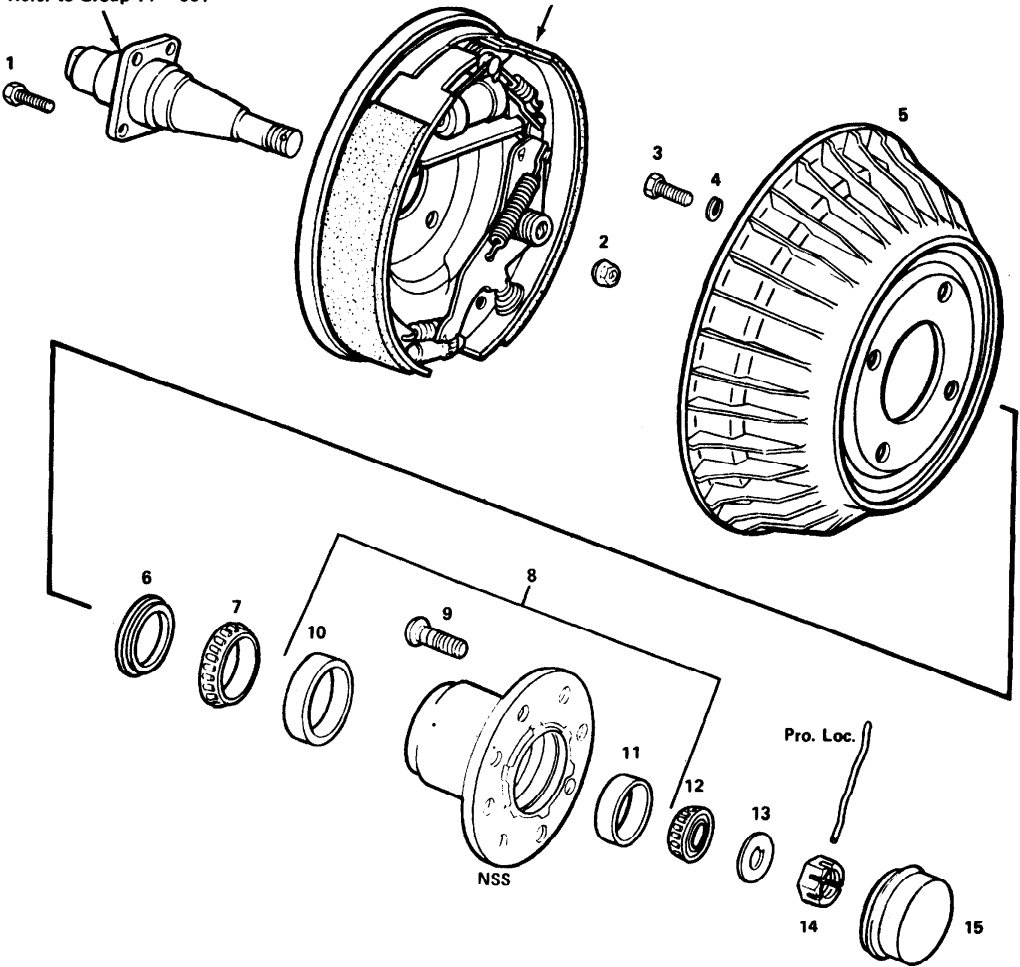
## 19.006 HUB — FRONT BRAKE (INCLUDES DISC)

1	2	2	<b>700226</b>	CAP—bearing seal
2	2	2	<b>389791</b>	NUT—hub
3	2	2	<b>389790</b>	WASHER—hub nut
4	2	2	<b>704056</b>	HUB ASSY.—front (incl. rotor) (incl. next three items)
5	16	16	<b>704921</b>	BOLT—hub (stud)
6	8	8	—	WASHER—lock. brake disc to hub bolt (1/2" O.D.) (procure locally)
7	8	8	—	BOLT—brake disc to hub (proc. loc.) (ref. 455025)
8	6	6	<b>9418967</b>	BOLT—bearing retainer to knuckle
9	6	6	<b>103321</b>	WASHER—lock. bolt
10	2	2	<b>414318</b>	RETAINER—bearing
11	2	2	<b>401024</b>	SEAL ASSY.—outer
12	2	2	<b>7455526</b>	BEARING PACKAGE—front wheel (New Departure Hyatt Bearings # LM104949E/LM1049 1 1/D2)
13	1	1	<b>700830</b>	KNUCKLE—steering, front brake (RH)
13	1	1	<b>700831</b>	KNUCKLE—steering, front brake (LH)
14	2	2	<b>401026</b>	SEAL ASSY.—inner
15	1	1	<b>NPN</b>	CALIPER ASSY.—disc brake (LH) (refer to group 4.015) (Front Brakes)
15	1	1	<b>NPN</b>	CALIPER ASSY.—disc brake (RH) (refer to group 4.015) (Front Brakes)
16	2	2	<b>NPN</b>	BOLT—housing retainer (refer to group 4.015) (Front Brakes)
17	2	2	<b>NPN</b>	SLEEVE—bolt retaining (refer to group 4.015) (Front Brakes)

# WHEELS & HUBS

Refer to Group 14 - 001

Refer to Group 4 - 020



19P-19

KEY	230	280	PART NUMBER
-----	-----	-----	-------------

## 19.010 HUB — REAR (INCLUDES DRUM)

1	16	16	<b>9420892</b>	BOLT—spindle and brake to control arm
2	16	16	<b>9422297</b>	NUT—spindle and brake to control arm bolt
3	16	16	<b>192478</b>	BOLT—hub to drum (procure locally)
4	16	16	<b>103329</b>	WASHER—lock, hub to drum bolt
5	4	4	<b>721426</b>	DRUM—brake
6	4	4	<b>3857731</b>	SEAL ASSY.—hub
7	4	4	<b>7451228</b>	BEARING—cone and roller (hub-inner) (New Departure Hyatt Bearings # A 150269)
8	4	4	<b>721425</b>	HUB ASSY.—wheel (incl. next 3 items)
9	32	32	<b>704921</b>	BOLT—hub (stud)
10	4	4	<b>457234</b>	CUP—hub (inner) (repl. 7451227)
11	4	4	<b>7450343</b>	CUP—front outer bearing (used w/7450344 cone) (New Departure Hyatt Bearings # 15243) (repl. 7450336)
12	4	4	<b>7450344</b>	CONE—front wheel outer bearing (used w/7450343 cup) (New Departure Hyatt bearings # 15103S) (repl. 7450336)
13	4	4	<b>3936464</b>	WASHER—wheel brg. adj. nut
14	4	4	<b>3953436</b>	NUT—adj., wheel brg.
15	4	4	<b>721381</b>	CAP—wheel brg. seal (outer)
—	4	4	<b>3936465</b>	CAP—wheel brg. (inner)
—	16	16	<b>2436163</b>	WASHER—bolt, spindle and brake to control arm

**LIST OF SUB GROUPS**

**Name**

**Group No.**

**TOOLS** ..... **22.002**

**TOOLS**

---

**NOTES**

# TOOLS

KEY 230 260 PART NUMBER

## 22.002 TOOLS

-	1	1	<b>702482</b>	JACK ASSY.—hydraulic (1973)
-	1	1	<b>796122</b>	JACK ASSY.—hydraulic (eff. w/1974)
-	1	1	<b>3883156</b>	HANDLE—jack
-	1	1	-	PAD—jack (procure locally)
-	1	1	<b>702481</b>	CHAIN ASSY.—hydraulic jack
-	1	1	<b>703470</b>	BAG—tool storage (Motor Home)
-	1	1	<b>706744</b>	WRENCH—wheel
-	1	1	<b>724757</b>	BOX ASSY.—unitized tool (Transmode)
-	1	1	<b>710307</b>	STRAP ASSY.—jack to tool box retaining (Transmode)
-	4	4	<b>3980590</b>	SCREW—tool box to step riser (Transmode)
-	1	1	<b>2029946</b>	KIT ASSY.—hand tools (incl. 1 -wrench (box) (1/2 x 9/16) & 1 -screw driver no. 2 cross recessed)

**TOOLS**

---

**NOTES**